

# Survey on Free Space Optical Communication: A Communication Theory Perspective

Mohammad Ali Khalighi, *Senior Member, IEEE*, and Murat Uysal

**Abstract**—Optical wireless communication (OWC) refers to transmission in unguided propagation media through the use of optical carriers, i.e., visible, infrared (IR), and ultraviolet (UV) bands. In this survey, we focus on outdoor terrestrial OWC links which operate in near IR band. These are widely referred to as free space optical (FSO) communication in the literature. FSO systems are used for high rate communication between two fixed points over distances up to several kilometers. In comparison to radio-frequency (RF) counterparts, FSO links have a very high optical bandwidth available, allowing much higher data rates. They are appealing for a wide range of applications such as metropolitan area network (MAN) extension, local area network (LAN)-to-LAN connectivity, fiber back-up, backhaul for wireless cellular networks, disaster recovery, high definition TV and medical image/video transmission, wireless video surveillance/monitoring, and quantum key distribution among others. Despite the major advantages of FSO technology and variety of its application areas, its widespread use has been hampered by its rather disappointing link reliability particularly in long ranges due to atmospheric turbulence-induced fading and sensitivity to weather conditions. In the last five years or so, there has been a surge of interest in FSO research to address these major technical challenges. Several innovative physical layer concepts, originally introduced in the context of RF systems, such as multiple-input multiple-output communication, cooperative diversity, and adaptive transmission have been recently explored for the design of next generation FSO systems. In this paper, we present an up-to-date survey on FSO communication systems. The first part describes FSO channel models and transmitter/receiver structures. In the second part, we provide details on information theoretical limits of FSO channels and algorithmic-level system design research activities to approach these limits. Specific topics include advances in modulation, channel coding, spatial/cooperative diversity techniques, adaptive transmission, and hybrid RF/FSO systems.

**Index Terms**—Free-space optical (FSO) communication, optical wireless communication (OWC), channel modeling, optical modulation, spatial diversity, channel capacity, channel coding, hybrid RF/FSO systems, relay-assisted networks, adaptive transmission.

## I. INTRODUCTION

### A. Overview of Optical Wireless Communication

THE proliferation of wireless communications stands out as one of the most significant phenomena in the history

Manuscript received September 24, 2013; revised April 22, 2014; accepted June 1, 2014. Date of publication June 26, 2014; date of current version November 18, 2014. The work of M. Uysal is supported by the Marie Curie International Reintegration Grant (PIRG07-GA-2010-268318) and the Scientific and Technological Research Council of Turkey (TUBITAK) Grant 111E143.

M. A. Khalighi is with the Institut Fresnel, UMR CNRS 7249, École Centrale Marseille, 13013 Marseille, France (e-mail: Ali.Khalighi@fresnel.fr).

M. Uysal is with the Department of Electrical and Electronics Engineering, Özyeğin University, Istanbul 34794, Turkey (e-mail: Murat.Uysal@ozyegin.edu.tr).

Color versions of one or more of the figures in this paper are available online at <http://ieeexplore.ieee.org>.

Digital Object Identifier 10.1109/COMST.2014.2329501

of technology. Wireless devices and technologies have become pervasive much more rapidly than anyone could have imagined thirty years ago and they will continue to be a key element of modern society for the foreseeable future. Today, the term “wireless” is used almost synonymously with radio-frequency (RF) technologies as a result of the wide-scale deployment and utilization of wireless RF devices and systems. The RF band of the electromagnetic spectrum is however fundamentally limited in capacity and costly since most sub-bands are exclusively licensed. With the ever-growing popularity of data-heavy wireless communications, the demand for RF spectrum is outstripping supply and the time has come to seriously consider other viable options for wireless communication using the upper parts of the electromagnetic spectrum.

Optical wireless communication (OWC) refers to transmission in unguided propagation media through the use of optical carriers, i.e., visible, infrared (IR) and ultraviolet (UV) band. Signalling through beacon fires, smoke, ship flags and semaphore telegraph [1] can be considered the historical forms of OWC. Sunlight has been also used for long distance signaling since very early times. The earliest use of sunlight for communication purposes is attributed to ancient Greeks and Romans who used their polished shields to send signals by reflecting sunlight during battles [2]. In 1810, Carl Friedrich Gauss invented the *heliograph* which involves a pair of mirrors to direct a controlled beam of sunlight to a distant station. Although the original heliograph was designed for geodetic survey, it was used extensively for military purposes during the late 19th and early 20th century. In 1880, Alexander Graham Bell invented the *photophone*, known as the world’s first wireless telephone system [1]. It was based on the voice-caused vibrations on a mirror at the transmitter. The vibrations were reflected and projected by sunlight and transformed back into voice at the receiver. Bell referred to the photophone as “*the greatest invention [he had] ever made, greater than the telephone*” [3], but it never came out as a commercial product. The military interest on photophone however continued. For example, in 1935, the German Army developed a photophone where a tungsten filament lamp with an IR transmitting filter was used as a light source. Also, American and German military laboratories continued the development of high pressure arc lamps for optical communication until the 1950s [4].

In modern sense, OWC uses either lasers or light emitting diodes (LEDs) as transmitters. In 1962, MIT Lincoln Labs built an experimental OWC link using a light emitting GaAs diode and was able to transmit TV signals over a distance of 30 miles. After the invention of laser, OWC was envisioned to be the main deployment area for lasers and many trials were conducted.

In fact, just months after the first public announcement of the working laser on July 1960, Bell Labs scientists were able to transmit signals 25 miles away using a ruby laser [5]. A comprehensive list of OWC demonstrations performed during 1960–1970 using different types of lasers and modulation schemes can be found in [6]. However, the results were in general disappointing due to large divergence of laser beams and the inability to cope with atmospheric effects. With the development of low-loss fiber optics in the 1970's, they became the obvious choice for long distance optical transmission and shifted the focus away from OWC systems.

Over the decades, the interest in OWC remained mainly limited to covert military applications [7], [8] and space applications including inter-satellite and deep-space links.<sup>1</sup> OWC's mass market penetration has been so far limited with the exception of IrDA which became a highly successful wireless short-range transmission solution [16]. With the growing number of companies offering terrestrial OWC links in recent years and the emergence of visible light communication (VLC) products [17]–[23], the market has begun to show future promise [24], [25]. Development of novel and efficient wireless technologies for a range of transmission links is essential for building future heterogeneous communication networks to support a wide range of service types with various traffic patterns and to meet the ever-increasing demands for higher data rates. Variations of OWC can be potentially employed in a diverse range of communication applications ranging from optical interconnects within integrated circuits through outdoor inter-building links to satellite communications. Based on the transmission range, OWC can be studied in five categories (see Fig. 1 for some application examples):

- 1) Ultra-short range OWC, e.g., chip-to-chip communications in stacked and closely-packed multi-chip packages [26]–[29].
- 2) Short range OWC, e.g., wireless body area network (WBAN) and wireless personal area network (WPAN) applications [30], underwater communications [31], [32].
- 3) Medium range OWC, e.g., indoor IR and VLC for wireless local area networks (WLANs) [22], [33], [34], inter-vehicular and vehicle-to-infrastructure communications [35], [36].

<sup>1</sup>In mid 1980's, European Space Agency (ESA) considered the use of OWC for satellite-to-satellite link and launched SILEX (Semiconductor Inter-Satellite Laser Experiment) research program. In 2001, a 50 Mbps OWC link was successfully established between ARTEMIS geostationary satellite and the SPOT-4 French Earth observation satellite in sun-synchronous low earth orbit [9]. With the introduction of coherent modulation techniques, data rates on the order of Gbps were successfully achieved [10]–[12]. The European Data Relay System (EDRS) [13] is a satellite system currently under development to relay information to and from non-geostationary satellites, spacecraft, other vehicles and fixed Earth stations. It deploys three GEO satellites, equipped with OWC inter-satellite links and Ka-band links for the space-to-ground link. Optical communication between Earth and a spacecraft has been also considered by the Jet Propulsion Laboratory (JPL) of NASA (National Aeronautics and Space Administration) and also by ESA for deep-space applications. In particular, the Mars Laser Communications Demonstration (MLCD) aims at demonstrating optical communications from Mars to the Earth at data rates between 1 and 10 Mbps [14]. Another recent NASA initiative known as Laser Communication Relay Demonstration (LCRD) project aims to demonstrate the deployment of OWC links for inter-satellite transmission in deep space and deep space -to-Earth [15] with a planned launch in 2017.




Fig. 1. Some OWC applications categorized with respect to transmission range. (a) Inter-chip connection, (b) Visible light communication for indoor wireless access, (c) Inter-building connections, (d) Inter-satellite links.

- 4) Long range OWC, e.g., inter-building connections.
- 5) Ultra-long range OWC, e.g., inter-satellite links [37], deep space links [14].

In this survey, we focus only on outdoor terrestrial OWC links (i.e., the fourth category), which are also widely referred to as free space optical (FSO) communication in the literature. This terminology will be adopted hereinafter.

### B. Advantages and Applications of FSO

FSO systems are used for high rate communication between two fixed points over distances up to several kilometers. In comparison to RF counterparts, the FSO link has a very high optical bandwidth available, allowing much higher data rates. Terrestrial OWC products with transmission rates of 10 Gbps are already in the market [38] and the speeds of recent experimental OWC systems are competing with fiber optic [39]–[43]. FSO systems use very narrow laser beams. This spatial confinement provides a high reuse factor, an inherent security, and robustness to electromagnetic interference. Furthermore, the frequency in use by the FSO technology is above 300 GHz which is unlicensed worldwide. Therefore, FSO systems do not require license fees [44]. FSO systems are also easily deployable and can be reinstalled without the cost of dedicated fiber optic connections.

FSO systems have initially attracted attention as an efficient solution for the “last mile” problem to bridge the gap between the end user and the fiber optic infrastructure already in place. Telecom carriers have already made substantial investments to augment the capacity of their fiber backbones. To fully utilize the existing capacity, and therefore to generate revenue, this expansion in the backbone of the networks should be accompanied by a comparable growth at the network edge where end users get access to the system. FSO systems are also appealing for a wide range of applications some of which are elaborated in the following [44]–[47] (see Fig. 2).

- **Enterprise/campus connectivity:** Today’s corporations and school/university campuses are experiencing a heterogeneous network traffic (i.e., voice, data, fax, multimedia traffic) that is overwhelming the typical connections. FSO systems can bridge multiple buildings in corporate and campus networks supporting ultra-high speeds without the cost of dedicated fiber optic connections.
- **Video surveillance and monitoring:** Surveillance cameras are widely deployed in commercial, law enforcement, public safety, and military applications. Wireless video is convenient and easy to deploy, but conventional wireless technologies fail to provide high throughput requirements for video streams. FSO technology presents a powerful alternative to support high quality video transmission.
- **Back-haul for cellular systems:** Wireline connections such as T1/E1 leased lines and microwave links are typically deployed between the base stations and the mobile switching center in a cellular system. The growing number of bandwidth-intensive mobile phone services now requires the deployment of technologies such as FSO which allow much higher throughput.

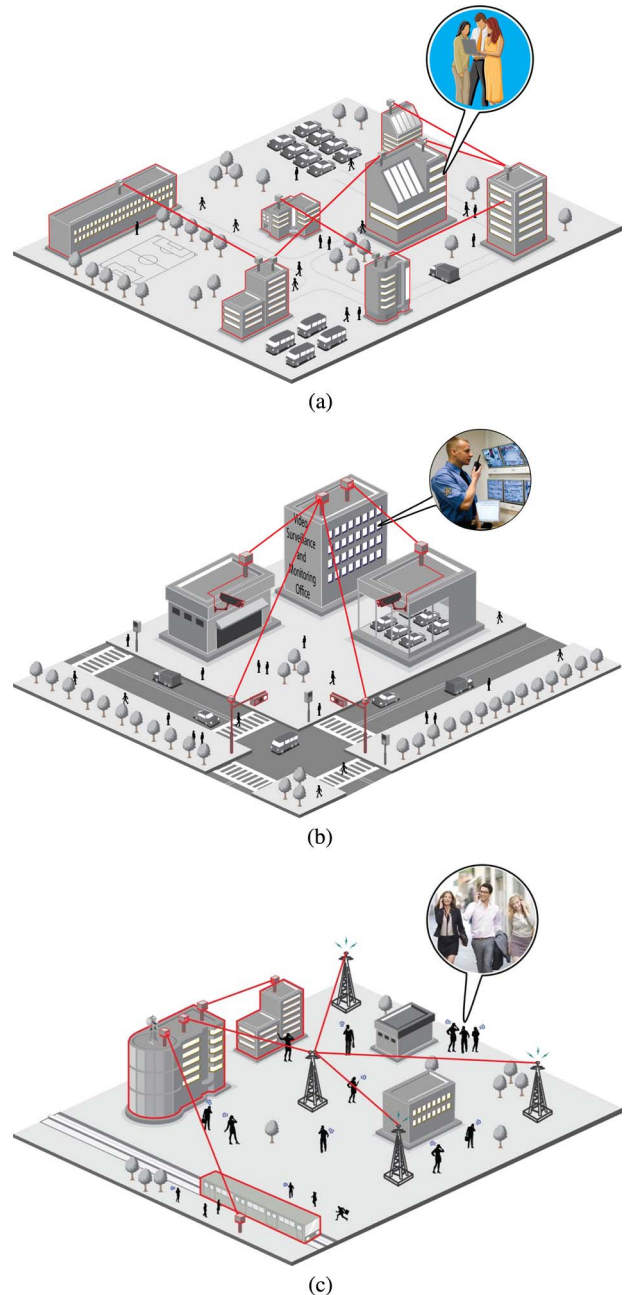


Fig. 2. Some typical applications of FSO: (a) An envisioned campus connectivity scenario where inter-building connections are enabled by high data rate FSO links. (b) High quality video surveillance and monitoring of a city can be made possible by FSO links. (c) FSO links provide backhaul for cellular systems. These are particularly useful for cases where fiber optic installment is expensive or difficult to deploy.

- **Redundant link and disaster recovery:** Natural disasters, terrorist attacks, and emergency situations require flexible and innovative responses. Temporary FSO links can be readily deployed within hours in such disaster situations in which local infrastructure could be damaged or unreliable. A tragic example of the FSO deployment efficiency as a redundant link was witnessed after 9/11 terrorist attacks in New York City. FSO links were rapidly deployed in this area for financial corporations which were left out with no landlines.

- **Security:** Today's cryptosystems are able to offer only computational security within the limitations of conventional computing power and the realization of quantum computers would, for example, make electronic money instantly worthless. Based on the firm laws of physics, quantum cryptography provides a radically different solution for encryption and promises unconditional security. Quantum cryptography systems are typically considered in conjunction with fiber optic infrastructure. FSO links provide a versatile alternative in cases where the fiber optic deployment is costly and/or infeasible.
- **Broadcasting:** In broadcasting of live events such as sports and ceremonies or television reporting from remote areas and war zones, signals from the camera (or a number of cameras) need to be sent to the broadcasting vehicle which is connected to a central office via satellite uplink. The required high-quality transmission between the cameras and the vehicle can be provided by a FSO link. FSO links are capable of satisfying even the most demanding throughput requirements of today's high definition television (HDTV) broadcasting applications. For example, during 2010 FIFA World Cup, UK TV station BBC deployed FSO links for Ethernet-based transport of high definition video between temporary studio locations set up in Cape Town, South Africa.

Currently, there are several companies which are working on the design and manufacturing of FSO systems as outdoor wireless transmission solutions such as Canon (Japan), Cassidian (Germany), fSONA (Canada), GeoDesy (Hungary), Laser ITC (Russia), LightPointe Communications (USA), MRV (USA), Northern Hi-Tec (UK), Novasol (USA), Omnitek (Turkey), Plaintree Systems (Canada), and Wireless Excellence (UK) among others.

## II. FSO CHANNEL MODELING

The optical power launched from the transmitter is affected by various factors before arriving at the receiver. These include system loss, geometric loss, misalignment loss, atmospheric loss, atmospheric turbulence induced fading, and ambient noise. The system loss highly depends on the design specifications and is usually specified by the manufacturers. Details on the system loss can be found in [48]. In the following, we provide further details on the other factors.

### A. Geometric and Misalignment Losses

The geometric loss is due to the divergence of the beam when propagating through the atmosphere. It can be calculated given the divergence angle, the link distance, and the receiver lens aperture size. In calculating the geometric loss, an important factor is the optical wave propagation model. For horizontal FSO transmissions, a good approximation is to consider a Gaussian profile for the beam intensity [49]. When a Gaussian beam has a relatively large divergence, its statistical properties are close to the case of a point source [50]. In such a case, the approximations of plane or spherical wave can effectively be used.

The degree of beam divergence also affects transmitter-receiver alignment and beam tracking at the receiver. Misalign-

ment occurs in practice mostly due to beam wander, building sway, or errors in the tracking system. Beam wander is the result of inhomogeneities of large-scale atmosphere eddies that cause random deflections of the optical beam, and as a result, the beam deviates from its original path [51]–[55]. This phenomenon is in particular important for long distance paths. On the other hand, building sway is the result of a variety of factors, including thermal expansion, wind loads, small earthquakes, and vibrations [56], [57]. Because of the narrowness of the transmitted beam and the usually small receiver field of view (FOV), building sway can effectively cause a communication interrupt [48], [58].

When no tracking mechanism is used at the receiver side, which is typically the case for entry model FSO links with a range of several hundred meters, the misalignment loss can be alleviated by increasing the beam divergence at the transmitter. The use of spatially partially coherent Gaussian beams has been further proposed in [59]–[61] to mitigate the misalignment-induced pointing errors. It was shown in [57] that beam optimization allows significant gains in the channel capacity. Similar studies [54], [62] showed that the transmitter beam radius can be optimized to maximize the average link capacity and to minimize the outage probability (see Section IV). Deployment of variable wavelengths by using quantum cascade lasers is also proposed in [63] to mitigate the effect of building sway. For long distances (i.e., more than one kilometer), as a narrower beam should be used to avoid suffering from a high geometric loss, the use of automatic pointing and tracking at the receiver becomes necessary to remove or reduce the effects of pointing errors [48].

Statistical modeling of the pointing errors and its impact on the system performance has been studied in several recent works. Under the assumption that the building sway statistics follow an independent Gaussian distribution for elevation and for horizontal directions, the radial pointing error angle is modeled by a Rayleigh distribution in [56], [63], [64]. The combined effect of pointing errors and atmospheric turbulence (see Section II-C) has been further studied in several works. In [57], it is proposed to consider the random attenuation of the channel as the product of path loss, geometric spread and pointing errors, and atmospheric turbulence. Also, considering a Gaussian beam profile and Rayleigh distributed radial displacement at the receiver, a statistical model is derived for the misalignment loss that takes the detector size, beam width, and jitter variance into account. The same model was used in [65] to study the effect of pointing errors on the FSO link capacity. Also, an analytical expression for the average bit-error-rate (BER) is derived in [66], [67], and the performance of coded FSO links is studied in [68]. The effect of pointing errors on the performance of space-diversity and relayed FSO systems (see Sections VII and IX) has also been considered in [69]–[71] and [72], respectively.

### B. Atmospheric Loss

The physics and the transmission properties of the radiation penetrating the atmosphere are very similar in the visible and the near-IR wavelength ranges. Therefore, visibility can be used

to characterize particles that absorb or scatter light for near-IR radiations as well. The particles affecting the visibility include rain, snow, fog, but also pollution, dust, aerosols, smoke, etc. They absorb to some degree the laser light energy, causing an attenuation of the optical power. In near-IR, absorption occurs primarily due to water particles [47], [73]–[76]. They cause light scattering, which is the deflection of incident light from its initial direction, causing spatial, angular, and temporal spread. For rain and snow, the size of the particles is much larger than the wavelength, and consequently, the FSO transmission is relatively unaffected [77]. In the case where FSO systems are deployed in metropolitan areas over distances less than 1 km, typical rain attenuation values are typically on the order of 3 dB/km. Only for very severe rain, the attenuation can become an issue in deployments beyond the distance scale of a typical metropolitan area [74], [78]. For snow, the attenuation can be more severe than rain due to a much larger droplet size. In fact, the impact of light snow to blizzard falls approximately between light rain to moderate fog (see below) [74], [79].

When the particle diameter is on the order of the wavelength, the resulting scattering coefficient is very high. That is why the most detrimental environmental conditions are fog and haze [47], [73], [74], [80] as they are composed of small particles with radii close to the near-IR wave lengths. Even modest fog conditions can highly attenuate IR signals over shorter distances. Experimental tests have reported about 90% loss in the transmit power over a distance of 50 m in moderate fog [74]. Channel modeling for FSO communication through fog is studied in [58], [77], [81]. The experimental measurements in [80] revealed that the atmospheric attenuation is almost independent of the wavelength between 785 and 1550 nm for fog, but it is wavelength dependent in haze conditions [80]. Typically, haze particles have a size between 0.01 and 1  $\mu\text{m}$ , whereas fog droplets have radius between 1 to 20  $\mu\text{m}$ , and hence, the beam light suffers from less attenuation in haze conditions [80]. Also, different scatterer sizes result in wavelength dependence of light extinction in haze and dense fog conditions [82]. A detailed analysis based on the Mie scattering theory is presented in [82] where a wavelength dependent model for the attenuation coefficient is proposed for fog and haze situations.

An interesting point to note is that RF wireless technologies that use frequencies above approximately 10 GHz are adversely impacted by rain and little impacted by fog [74], [78]. This motivates the design of hybrid RF/FSO systems which will be later discussed in Section X.

An important consideration in FSO channel modeling is the channel coherence bandwidth which is defined as the inverse of the channel delay spread [83]. Whereas under clear weather conditions, the FSO channel has a negligible delay spread [84], fog, moderate cloud, and rain can potentially result in temporal broadening of optical pulses. This, in turn, results in inter-symbol interference (ISI) and degrades the system performance [85]. However, given the typical data rates of FSO links, the channel delay spread as a result of beam scattering due to fog or rain is practically negligible. This is shown recently in [86] where numerical Monte Carlo-based simulations are used to quantify the channel root mean square (RMS) delay spread. In particular, the RMS delay spread due to rain under

realistic conditions is less than 10 picoseconds for a 1 km link. Also, under moderate and dense fog, the delay spread is typically limited to 50 picoseconds [86]. Consequently, in any case, the channel can effectively be considered as frequency non-selective, introducing no ISI.

### C. Atmospheric Turbulence Induced Fading

Under clear atmosphere conditions, the atmospheric loss associated with visibility is negligible, but we are faced to another adverse effect known as scintillation or fading. Inhomogeneities in the temperature and the pressure of the atmosphere, caused by solar heating and wind, lead to the variations of the air refractive index along the transmission path [51], [87]. The resulting atmospheric turbulence causes random fluctuations in both the amplitude and the phase of the received signal, i.e., channel fading. This results in a considerable degradation of the system performance, especially in long-distance transmissions of about several kilometers [51], [88].

A comprehensive study of turbulence modeling for terrestrial FSO links can be found in [51].<sup>2</sup> Atmospheric turbulence is mainly characterized by three parameters: the inner and the outer scales of turbulence denoted respectively by  $l_0$  and  $L_0$ , and the index of refraction structure parameter  $C_n^2$ , sometimes called the turbulence strength [88]. According to the Kolmogorov theory,  $L_0$  is the largest cell size before the energy is injected into a region and  $l_0$  is associated with the smallest cell size before energy is dissipated into heat [51], [90]. The energy distribution of the turbulence cells can be described by the spatial power spectrum of refractive-index fluctuations. Kolmogorov and Tarascii models are two spectra that are usually considered [87]. For moderate to strong turbulence regimes, a modified spectrum is used by considering two spatial filters which remove the contribution of the turbulent eddies of size between the coherence radius and the scattering disc [51], [91]. Usually, the outer scale is approximated as  $L_0 \rightarrow \infty$  as it has a negligible impact on turbulence in practice [88]. On the other hand, the inner scale  $l_0$  has a significant impact on the turbulence [92]; in particular, larger values of  $l_0$  result in a higher irradiance variance in the strong turbulence regime [93], [94].

The refraction structure parameter  $C_n^2$  is altitude dependent and is larger at lower altitudes due to the more significant heat transfer between the air and the surface [88]. In general, it also depends on the link distance [95]. However, usually the conditions of homogeneous turbulence are considered in terrestrial FSO systems and it is assumed that  $C_n^2$  does not depend on distance. Typical values for  $C_n^2$  vary from  $10^{-17}$  to  $10^{-13} \text{ m}^{-2/3}$  [96]. Its variations can be extremely important during daytime at a given location that can attain four orders of magnitude [97]. On the other hand, it becomes almost constant at night [98] and its dependence on height decreases, compared with daytime [97]. At near ground level,  $C_n^2$  has its peak value during midday hours whereas its minima occur near sunrise and sunset [98]. An important question is how the meteorological conditions affect the refraction structure parameter. In [99],

<sup>2</sup>Turbulence modeling in over-water and coastal environments can be found in [89].

experimental models were proposed to predict  $C_n^2$  according to the weather forecast. The performed measurements show that scintillation is affected by aerosols, particularly when their total cross-sectional area is relatively large. Similar studies are presented in [89], [96], and tables reporting  $C_n^2$  for different weather conditions can be found in [73], [100].

To quantify the fluctuations resulting from atmospheric turbulence, the scintillation index (SI) is frequently used in the literature. It is defined as  $\sigma_I^2 = E\{I^2\}/E\{I\}^2 - 1$  [101], where  $I$  is the intensity of the received optical wave and  $E\{\cdot\}$  denotes the expected value. While SI provides a characterization of the turbulence strength based on the first and the second moments of the intensity, full statistical characterization has been further investigated in the literature and several statistical channel models have been proposed for the distribution of turbulence-induced fading in FSO systems. The most widely accepted model under weak turbulence conditions is the log-normal model. This model was derived based on the first-order Rytov approximation several decades ago [51], [101], [102]. It applies to the FSO systems deployed over relatively short ranges in urban areas and has been considered in several works such as [103]–[105]. However, experimental data over long propagation paths have shown that the log-normal model is not appropriate for moderate-to-strong turbulence regime [88], [106]–[110]. The negative exponential distribution is a limit distribution for the intensity in the saturation regime [110] and is used in several works considering strong turbulence conditions [105], [111]–[114]. The Rayleigh distribution has been used in [115] to model limiting cases of severe atmospheric turbulence. The K distribution, originally proposed as a model for non-Rayleigh sea clutter, has also been used for the strong turbulence regime [116]. The probability density function (PDF) of the received intensity  $I$  by this model is given by:

$$p(I) = \frac{2\alpha}{\Gamma(\alpha)} (\alpha I)^{\frac{\alpha-1}{2}} K_{\alpha-1}(2\sqrt{\alpha I}), \quad I > 0, \alpha > 0, \quad (1)$$

where  $K_m(\cdot)$  is the modified Bessel function of second kind and order  $m$ , and the parameter  $\alpha$  determines the SI by  $\sigma_I^2 = 1 + 2/\alpha$ .

Over the years, there have been significant efforts to establish a universal model that is applicable to any type of turbulence conditions. These efforts mainly rely on the use of doubly stochastic theory of scintillation in which the large- and small-scale turbulence eddies are supposed to induce refractive and diffractive effects on the light beam, respectively [51]. Particularly, Andrews and Phillips [117], [118] extended the K distribution to the case of weak turbulence by proposing the doubly-stochastic I-K distribution. However, it was later noted in [108] that the I-K model deviates from the experimental data. Other distributions such as log-normally-modulated exponential, exponentiated Weibull, and log-normal Rice (also known as Beckmann) have been further proposed [109], [110], [119], [120]. In particular, the log-normal, log-normal exponential and exponential distributions can be considered as special cases of the log-normal Rice model [121]. Another doubly-stochastic scintillation model is the Gamma-Gamma distribution [51], [110] which has gained a wide acceptance in the current litera-

ture. In the Gamma-Gamma model, the received intensity  $I$  is considered as the product of two independent Gamma random variables  $X$  and  $Y$ , which represent the irradiance fluctuations arising from large- and small-scale turbulence, respectively. The PDF of  $I$  is:

$$p(I) = \frac{2(ab)^{\frac{(a+b)}{2}}}{\Gamma(a)\Gamma(b)} I^{(a+b)/2-1} K_{a-b}(2\sqrt{abI}), \quad I > 0, \quad (2)$$

where the parameters  $a$  and  $b$  represent the effective numbers of large- and small-scale turbulence cells, and  $\Gamma(\cdot)$  is the Gamma function. Also, the SI by this model is given by  $\sigma_I^2 = (1/a) + (1/b) + (1/ab)$ .

The Double Weibull distribution is another doubly-stochastic model for atmospheric turbulence channels that has been shown to be more accurate than the Gamma-Gamma model, particularly for the cases of moderate and strong turbulence [122]. The M-distribution is another recent model that includes most of the already proposed statistical models, e.g., K and Gamma-Gamma, as special cases [123], [124]. One of the latest attempts in atmospheric turbulence modeling based on the doubly stochastic theory is reported in [125] which proposes the Double Generalized Gamma (Double GG) model, which is slightly more accurate than Double Weibull. The superiority of Double GG over Gamma-Gamma is particularly obvious in the strong turbulence when considering the spherical wave propagation model, as well as in the moderate turbulence regime considering plane wave propagation.

In addition to modeling the intensity fluctuations, an important point is the temporal characterization of turbulence. In most practical cases, the channel fading is very slowly varying and the channel coherence time is typically 0.1 to 10 ms [44]. As in FSO systems we are concerned with very high transmission rates on the order of several tens of Mpbs to several Gbps, the channel fading coefficient remains constant over thousands up to millions of consecutive bits. Therefore, the quasi-static channel fading model [83] applies to FSO links.

As implicitly mentioned above, the beam (wave) model can also impact the effect of atmospheric turbulence. General beam types, namely Gaussian, cos-Gaussian, cosh-Gaussian, and annular beams are compared in [126]. The three latter can be considered as general beam shapes, which can reduce to simpler models such as plane and spherical propagation models or the classical Gaussian beam model by setting some specific parameters [127], [128]. It is shown that for small source sizes and when transmitting over long propagation distances, the best performance is obtained for annular beams [126], [129]. On the other hand, for relatively large source sizes and when transmitting over short propagation distances, the best performance is achieved using cos-Gaussian beams. Furthermore, higher-order beams provide better performances than the zero-order beams at longer propagation distances [126]. In [130], the flat-topped Gaussian beam is studied, which can be represented as a superposition of several Gaussian beams of different scales. It is shown in particular that the turbulence effect reduces by using flat-topped Gaussian beams, compared to single Gaussian beams, for source sizes much larger than the first Fresnel zone [130]. However, except for very small and very large

source sizes, the effect of turbulence increases by increasing the number of Gaussian beams used for flattening out the overall beam profile [131].

#### D. Background Radiation

Last but not least, background radiation, also called background noise or ambient noise, can degrade the performance of FSO links. In fact, in addition to the useful signal, the receiver lens also collects some undesirable background radiations that may consist of direct sunlight, reflected sunlight, or scattered sunlight from hydrometeor or other objects [48], [132]–[135]. Their effect can be reduced by means of narrow spectral band-pass and spatial filtering, prior to photo-detection. Nevertheless, a non-negligible background noise may fall within the spatial and frequency ranges of the detector that can limit the system performance by causing a variable offset in the converted electrical signal [133]. This, in turn, results in a reduced signal-to-noise ratio (SNR) [136] and effective receiver sensitivity [134]. In some circumstances, background radiation can even cause link outages because of the saturation of the receiver [133].

In the (theoretical) case of a diffraction-limited receiver, the received background noise level is independent of the receiver aperture size [132], [137]. In practice, an FSO receiver uses a lens and a photo-detector of a given size and, hence, has a FOV much larger than the diffraction limit. In fixed FOV receivers, the background noise power is proportional to the receiver pupil area [132]. Experimental measurements indicate that while the received optical signal power is typically about tens to hundreds of  $\mu\text{W}$ , the background radiation power is in the range of several  $\mu\text{W}$  for scattered sunlight by clouds or fog, about hundreds of  $\mu\text{W}$  for reflected sunlight, and up to about 10 mW for direct sunlight [135]. This latter case can statistically occur less than 1 hour per year, however.

Background noise can be statistically modeled by a Poisson random process [133], [138]. When the background radiation level is relatively high, the average number of the corresponding received photons is large enough to allow the approximation of the Poisson distribution by a Gaussian distribution [138]. Since the mean value of the background noise is rejected by the ac-coupled receiver circuitry, the noise has zero mean. Furthermore, the contributions from the interaction of the signal with background radiations due to the non-linear characteristic of the photo-detector [132] can practically be neglected [139], and a signal-independent Gaussian model can be used.

### III. FSO TRANSCIVER

In an FSO communication system, a source produces information waveforms which are then modulated onto an optical carrier. The generated optical field is radiated through the atmosphere towards a remote destination. At the receiver, the field is optically collected and a photo-detector transforms the optical field to an electrical current. The receiver processes the detected electrical current to recover the original transmitted information.

Current FSO systems typically operate in the near-IR wavelengths, i.e., from 750 to 1600 nm. Although the (clear) atmosphere is considered as highly transparent in the near-IR

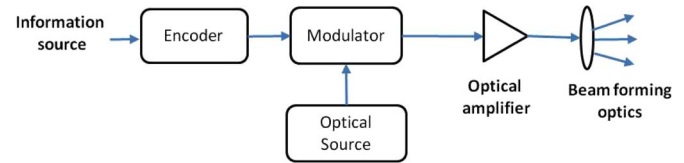


Fig. 3. The general block diagram of the transmitter.

wavelength range, certain wavelengths can experience severe absorption due to the presence of different molecules in the atmosphere [48]. For some special wavelength windows, located around four specific wavelengths of 850, 1060, 1250, and 1550 nm, an attenuation of less than 0.2 dB/km is experienced [140]. Interestingly, the 850 and 1550 nm windows coincide with the standard transmission windows of fiber communication systems. That is why most of commercially available FSO systems operate at these two windows so as to use the corresponding available off-the-shelf components. Other wavelengths such as 10  $\mu\text{m}$  [48], [141] and UV wavelengths [142] have been recently considered for FSO systems. The 10  $\mu\text{m}$  wavelength is known to have better fog transmission characteristics [48]. UV transmissions, on the other hand, are more robust against pointing errors and beam blockage and have a lower sensitivity to solar and other background interferences [142].

#### A. Transmitter

As illustrated in Fig. 3, the transmitter consists of an optical source, a modulator, an optical amplifier (if required), and beam forming optics. Channel coding can be optionally used before modulation (see Section VI). Data bits from the information source are first encoded, then modulated. The modulated laser beam is then passed through the optical amplifier to boost the optical intensity. The light beam is collected and refocused by means of beam forming optics before being transmitted.

The typical optical source in FSO systems is a semiconductor laser diode (LD) [34], although some manufacturers use high power LEDs with beam collimators [143]. The optical source should deliver a relatively high optical power over a wide temperature range. Moreover, it should have a long mean time between failures (MTBF) and the corresponding components should be small in footprint and have low power consumption [48], [140]. Consequently, vertical-cavity surface-emitting lasers (VCSEL) are mostly used for operation around 850 nm, and Fabry-Perot (FP) and distributed feedback (DFB) lasers are mostly used for operation at 1550 nm.

An important factor for laser transmitters is the safety issues. The primary safety concern is the potential exposure of the eye to the laser beam. Several standards have been developed to limit the transmitted optical power, which rely on parameters such as the laser wavelength and the average and peak transmission power [144]. In fact, only certain wavelengths in the near-IR wavelength range can penetrate the eye with enough intensity to damage the retina. Other wavelengths tend to be absorbed by the front part of the eye before the energy is focused on the retina. In fact, the absorption coefficient at the front part of the eye is much higher for longer wavelengths ( $> 1400$  nm) [48], [144]. For this reason, the allowable transmission power

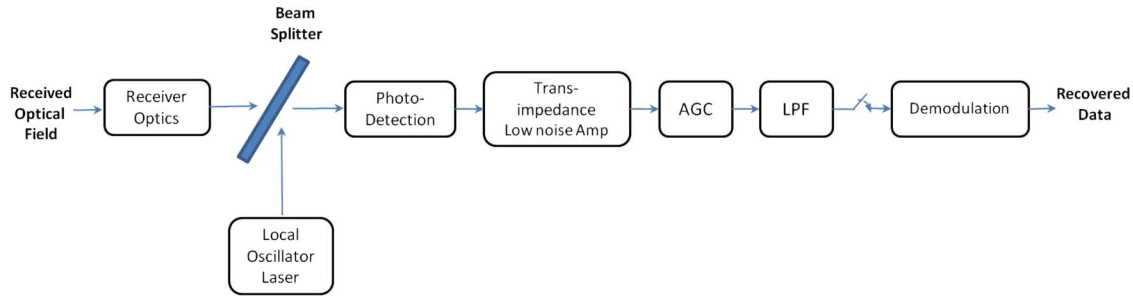


Fig. 4. Coherent FSO receiver block diagram.

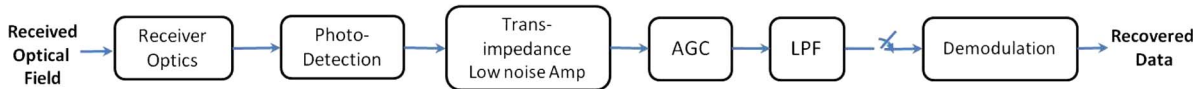


Fig. 5. IM/DD FSO receiver block diagram.

for lasers operating at 1550 nm is higher [145], and hence, they are considered for longer distance transmissions.

### B. Receiver

FSO systems can be broadly categorized into two classes based on the detection type: non-coherent and coherent. In coherent systems (Fig. 4), amplitude, frequency, or phase modulation can be used. At the receiver side, the received field is optically mixed before photo-detection with a locally generated optical field.

In non-coherent systems (Fig. 5), the intensity of the emitted light is employed to convey the information. At the receiver side, the photo-detector directly detects changes in the light intensity<sup>3</sup> without the need for a local oscillator. These systems are also known as intensity-modulation direct-detection (IM/DD) systems. Although coherent systems offer superior performance in terms of background noise rejection, mitigating turbulence-induced fading, and higher receiver sensitivity [44], [148]–[150], IM/DD systems are commonly used in the terrestrial FSO links due to their simplicity and low cost. In the following, we will focus on IM/DD systems while a discussion on advances in coherent FSO systems is provided in Section XI.

The receiver front-end in an IM/DD FSO systems consists of optical filters and a lens which has the role of collecting and focusing the received beam onto the photodiode (PD). The PD output current is next converted to a voltage by means of a trans-impedance circuit, usually a low-noise Op-Amp with a load resistor. This latter is determined based on the transmission rate, the dynamic range of the converted electrical signal, the generated receiver thermal noise, and impedance matching with

the other receiver parts. It is typically about several hundreds of  $k\Omega$  in deep-space applications [151] down to about 50–100  $\Omega$  in high-rate terrestrial FSO links [152]. The output of the trans-impedance circuit is then low-pass filtered in order to limit the thermal and background noise levels.

Concerning the PD, solid-state devices are mostly used in commercial FSO systems since they have a good quantum efficiency for the commonly used wavelengths [132], [153]. The junction material can be of Si, InGaAs, or Ge, which are primarily sensitive to the commonly used wavelengths and have an extremely short transit time, which leads to high bandwidth and fast-response detectors [132]. Si PDs have a maximum sensitivity around 850 nm, whereas InGaAs PDs are suitable for operation at longer wavelengths around 1550 nm. Ge PDs are rarely used, however, because of their relatively high level of dark current [48].

The solid state PD can be a P-i-N (PIN) diode or an avalanche photodiode (APD). PIN diodes are usually used for FSO systems working at ranges up to a few kilometers [154]. The main drawback of PIN PDs is that the receiver performance becomes very limited by the thermal noise. For long distance links, APDs are mostly used which provide a current gain thanks to the process of impact ionization. The drawback of APDs, in turn, is the excess noise at their output, which models the random phenomenon behind the generation of secondary photo-electrons. Due to this reason, the APD gain is usually optimized with respect to the received signal power in order to maximize the received SNR [155]. The advantage of APD comes at the expense of increased implementation complexity. In particular, we need a relatively high voltage for APD reverse biasing that necessitates the use of special electronic circuits. This also results in an increase in the receiver power consumption.

The use of optical pre-amplifiers has also been proposed in long range FSO links to improve their performance [156], [157]. In the 1550 nm wavelength, an Erbium-doped fiber amplifier (EDFA) is a good choice. Semiconductor optical amplifiers (SOAs) can also be used in a variety of wavelengths (including 1550 nm). However, apart from the problems associated with coupling to the receiver optics, especially when using a multimodal fiber, the optical amplifier introduces an amplified

<sup>3</sup>The number of absorbed photons by the photo-detector and the generated electrons after photo-detection are random in nature [132]. Classically, the photon-counting model has been used for the received signal in OWC systems, where the received signal was modeled by a Poisson random process [104], [111], [112], [132], [146], [147]. However, this signal model is mostly useful in deep space applications where usually a photon-counting receiver is employed due to too small number of received photons [14]. In the context of terrestrial FSO systems used over ranges up to several kilometers, however, the received photon flux is usually important enough to allow working with the beam intensity directly. Even, photon counting is not feasible in practice. Nevertheless, the received signal intensity is proportional to the number of received photons.



spontaneous emission (ASE) noise, usually modeled as additive white Gaussian noise (AWGN), which can degrade the receiver performance [138]. More specifically, in direct detection receivers, an optical pre-amplifier can degrade the SNR by at least 3 dB [153]. Nevertheless, when the receiver performance is limited by the electronic noise (see the following subsection), optical pre-amplification can be highly beneficial [153]. The use of an EDFA or an SOA when gain-saturated by the input signal has also been proposed to reduce the scintillation effect in the weak turbulence regime [158].

### C. Receiver Noise and Modeling

The noise sources at the receiver [132], [138], [159] consist of the PD dark current, the transmitter noise, thermal noise, and the photo-current shot-noise (which arises from input signal and/or background radiations). The PD dark current can be neglected for most practical purposes. The transmitter noise arises from the instability of the laser intensity and the resulting fluctuations of the photo-current at the receiver, which are modeled by considering the so-called laser relative intensity noise (RIN) [138]. However, RIN has usually a negligible effect on the receiver performance [139].

If the background illumination level is negligible, the two main noise sources affecting the receiver are thermal and shot noises. A PIN-based receiver is usually thermal-noise limited. On the other hand, APD-based receivers are usually shot-noise-limited except for relatively small values of the load resistor where the thermal noise also affects the performance [139]. Thermal noise originates from the receiver electronic circuitry, mainly the load resistor, and is modeled as a zero-mean Gaussian random process. On the other hand, shot noise, also called the quantum noise, arises from random fluctuations of the current flowing through the PD and is modeled by a Poisson process. In the case of using a PIN PD, if the mean number of absorbed photons is relatively large, the shot noise can be approximately modeled by a Gaussian process [138]. In most FSO applications, the received photon flux is high enough to allow this approximation. In the case of using an APD, on the other hand, the distribution of the number of generated electrons is given by McIntyre in [160, (16a)] and experimentally verified by Conradi in [161]. However, it has been shown in [139], [162] that this distribution can be approximated by a Gaussian. So, whatever the PD type, the receiver shot noise can be modeled as Gaussian distributed. Notice that this is also true when background radiations cannot be neglected [103], [105], [113], [121], [132], [163]–[165].

## IV. INFORMATION THEORETICAL LIMITS

The Shannon-Hartley theorem determines the (theoretical) maximum data rate that can be transmitted with an arbitrarily small BER over a channel for a given average signal power [166]. This maximum achievable rate is known as channel capacity. Numerous works have considered the capacity of a “classical” optical channel, i.e., in the absence of turbulence. The earliest works have considered a Poisson channel model for the quantum-noise limited receivers, assuming negligible thermal and background noise. It was shown in [167], [168] that

the capacity of these photon counting receivers (in nats/photon) under an average optical power constraint is unbounded. In such channels, the  $Q$ -ary pulse position modulation (PPM) (see Section V) can achieve arbitrarily small probability of error for any rate [169], [170]. Under an additional constraint of fixed peak optical power, it was shown in [171], [172] that binary level modulation schemes are capacity-achieving. The capacity of a PPM channel was also studied in [173] for the case of deep-space communication using a photon counting receiver. Also, [151] studied the capacity of the PPM channel assuming a receiver with an APD. Nevertheless, PPM-based photon counting schemes require an exponential increase in bandwidth as a function of the rate [169]. To avoid the need to increased bandwidth, one solution is to use pulse amplitude modulation (PAM) and to increase the corresponding number of levels [174]. These general conclusions are also valid for the case of FSO links affected by background and thermal noises, where the noise is modeled as Gaussian distributed [175].

In practice, as FSO channels are subject to atmospheric turbulence, the channel capacity should be considered as a random variable due to the randomness of the channel fading coefficient [176]. In general, for channels subject to fading, the definitions of ergodic or outage capacities are used [177]. Ergodic (also called average) capacity is the expectation of the instantaneous channel capacity and is useful when the channel varies very fast with respect to the symbol duration [178]. The ergodic capacity can be calculated through the expectation of the mutual information expression with respect to random fading coefficients. For FSO channels where the channel coherence time is relatively large, the outage capacity becomes more meaningful [92]. In this case, communication is declared successful if the mutual information exceeds the information rate. Otherwise, an outage event is declared. The probability of an outage event is commonly referred to as outage probability or the probability of fade. Based on this outage definition,  $\theta$ -outage capacity is the largest rate of transmission such that the outage probability is less than  $\theta$ , where the value of  $\theta$  depends on the intended application. Note that another definition of channel capacity that has been proposed for fading channels is the delay-limited capacity, which corresponds to the zero-outage capacity, i.e., the capacity conditioned to a zero outage probability [177]. For a turbulent channel, when no diversity technique is employed, the delay-limited capacity equals zero, and at the limit of infinite diversity order, it tends to the ergodic capacity [113], [177]. Similar to ergodic capacity, this definition is not useful in the case of FSO channels and the outage capacity is quite more appropriate for these channels.

Several works have investigated the capacity of turbulent FSO channels. The ergodic capacity of an FSO link was studied in [179]–[181] for the cases of log-normal, Gamma-Gamma, negative exponential, and I-K fading models and considering the AWGN model for the receiver noise. Outage capacity of I-K fading channels with AWGN was also studied in [182] while the outage probability is investigated under the assumption of a log-normal fading channel in [88] and for a Gamma-Gamma channel in [110]. Other works have considered FSO systems with transmit and/or receive diversity (see Section VII). For instance, outage capacity for aperture averaging and multiple

TABLE I  
LITERATURE ON FSO CHANNEL CAPACITY. LN,  $\Gamma\Gamma$ , AND EXP STAND FOR LOG-NORMAL, GAMMA-GAMMA, AND EXPONENTIAL FADING MODELS, RESPECTIVELY

Reference	Configuration	Channel Model	Modulation	Ergodic Capacity	Outage Capacity
[167-172]	SISO	Non-fading			
[174]	SISO	Non-fading	PPM		
[175]	SISO	Non-fading	PAM		
[57]	SISO	LN, $\Gamma\Gamma$	OOK		×
[88]	SISO	$\Gamma\Gamma$	OOK		×
[179]	SISO	$\Gamma\Gamma$	OOK	×	
[180]	SISO	I-K	OOK	×	
[181]	SISO	LN, $\Gamma\Gamma$	OOK	×	
[182]	SISO	EXP	OOK	×	×
[183]	SISO	I-K, K	OOK		×
[186]	SISO	$\Gamma\Gamma$	OOK		×
[92]	SIMO	$\Gamma\Gamma$	OOK, PPM		×
[113]	MIMO	LN, Gamma-Gamma, EXP	PPM		×
[121]	MIMO	LN-Rice, I-K	PPM		×
[184]	MIMO	$\Gamma\Gamma$	PPM	×	

aperture receivers was studied in [92] considering Gamma-Gamma fading and AWGN at the receiver. For instance, considering Gamma-Gamma modeled strong turbulence with Rytov variance 19.18, background-noise-limited receiver, uncoded OOK modulation, an outage probability of  $10^{-9}$ , and a moderate average received SNR of 15 dB, the outage capacity of an FSO system increases from 0.05 to 0.86 bit/symbol by increasing the receiver aperture diameter from 20 to 100 mm, respectively [92]. Under the same conditions, for a four-aperture FSO system of aperture diameter 10 and 50 mm (with the same total receiver aperture size as for the SISO case), the outage capacity equals 0.61 and  $\sim 1$  bit/symbol, respectively.

The outage probability of MIMO FSO systems was also derived in [113], [121] for AWGN model and different channel models including exponential, log-normal, Gamma-Gamma, log-normal Rice, and I-K fading. Ergodic and outage capacities of a MIMO Poisson channel subject to log-normal fading were also studied in [183], and the ergodic MIMO capacity was studied in [184] for the case of a PIN-based receiver assuming AWGN and Gamma-Gamma fading. Lastly, the outage and ergodic capacities of FSO systems with pointing errors were studied in [57] and [185]–[187], respectively, for the case of Gamma-Gamma fading and AWGN model.

Table I summarizes the contribution of the most relevant works in the literature by specifying the considered capacity definitions and channel models.

## V. MODULATION

The most commonly used IM technique due to its implementation simplicity is on-off keying (OOK), which is a binary level modulation scheme. In OOK signaling, modulated data is represented by the presence (“on”) or absence (“off”) of a light pulse in each symbol interval. At the receiver, for optimal signal detection, we need to know the instantaneous channel fading coefficient to perform dynamic thresholding [188]. The channel state information (CSI) can be estimated with good accuracy by using a few pilot symbols in practice [189]. Alternative solutions include symbol-by-symbol maximum likelihood (ML) detection based on the availability of distribution of the channel

fading (not the full knowledge of the instantaneous channel fading coefficient) [103] and ML sequence detection based on the knowledge of the joint temporal statistics of the fading [163]. In addition to the need to dynamic thresholding at the receiver, OOK has relatively poor energy and spectral efficiency. Indeed, these are two important factors relative to the choice of a modulation scheme. Energy efficiency refers to the maximum achievable data rate at a target BER (or the minimum BER at a target data rate) for a given transmit energy irrespectively of the occupied bandwidth. As its definition indicates, in particular, it does not take into account the increase in the switching speed of the electronics that can be an important point regarding the implementation complexity. Spectral or bandwidth efficiency, on the other hand, refers to the information transmission rate for a given bandwidth without taking the required transmit energy into account.

Several other IM schemes have been proposed to overcome some disadvantages. To address energy efficiency, PPM becomes a powerful solution [104]. It is shown in [172] that, for a classic optical channel under peak and average power constraints, a slotted binary modulation can nearly achieve the channel capacity. Furthermore, it is proved in [132] that, under such constraints, PPM can attain the near-optimum channel capacity. When performing hard signal detection at the receiver, PPM has the advantage that, in contrast to OOK, it does not require dynamic thresholding for optimal detection [111], [190], [191]. PPM is in particular proposed for deep space communication (together with photon-counting receivers), where energy efficiency is a critical factor [14], [192].

In comparison to PPM, multipulse PPM (MPPM) brings the further advantages of having a reduced peak-to-average power ratio (PAPR) and a higher spectral efficiency [193], [194] while it has an increased demodulation complexity [190]. Note that, although there is a large bandwidth available in the optical band, spectral efficiency is still an important design consideration since it is directly related to the required speed of the electronic circuitry in an FSO system from a practical point of view. Under a constraint on the peak transmit power, MPPM outperforms PPM. Conversely, when a constraint is imposed on the average transmit power, PPM outperforms MPPM [193], [195].

TABLE II  
LITERATURE ON FSO SIGNAL MODULATION

Modulation scheme	Related references	Comment
OOK	[103,163,188,191]	Needs dynamic thresholding at receiver
PPM	[14,104,111,132,191,192]	Optimal in terms of energy efficiency
MPPM	[190,193,194,195]	Lower PAPR and more bandwidth efficient than PPM
PWM	[76]	Needs lower peak power, better spectral efficiency, more resistant to ISI than PPM
PPMPWM	[196]	Power and bandwidth efficiencies in mid-way between PPM and PWM
DPIM	[197,198]	No need to symbol synchronization, more bandwidth efficient than PPM and PWM
DPPM	[76,200]	Simpler symbol synchronization and improved bandwidth efficiency than MPPM
OPPM	[199]	More bandwidth efficient than PPM
PAM (multilevel)	[83,175,214,215]	Higher bandwidth efficiency than PPM; requires dynamic thresholding at receiver
SIM	[34,84,202-210]	High capacity, cost effective implementation; low power efficiency
Pol. mod. & DD	[211-213]	High immunity to laser phase noise and modulator nonlinearity
CAP	[217]	Higher energy efficiency and simpler implementation than PPM

Two other well-known modulation schemes are pulse width modulation (PWM), and digital pulse interval modulation (DPIM). Compared with PPM, PWM requires a lower peak transmit power, has a better spectral efficiency, and is more resistant to ISI, especially for a large number of slots per symbol ( $Q$ ) [196]. Nevertheless, these advantages are counterbalanced by higher average power requirements of PWM that increases with  $Q$ . By DPIM, for each symbol, a pulse is sent followed by a number of empty slots, depending on the input bits [197], [198]. An additional guard slot is also usually added to avoid sending consecutive “on” pulses.

PPM and PWM are usually called synchronous modulations because they map the input bits on a symbol of fixed duration. Both schemes require slot and symbol-level synchronization. In contrast, DPIM is an asynchronous modulation scheme with variable symbol length, and does not require symbol synchronization [197]. In addition, it is more spectrally efficient than PPM and PWM, because it does not need to wait the end of a fixed symbol period before sending the next symbol. The main potential problem with DPIM is the possibility of error propagation in signal demodulation at the receiver. In fact, if an “off” slot is detected erroneously as “on,” all the succeeding symbols in the frame will be decoded with error.

Other modulation schemes based on some modifications of either PPM or PWM have also been proposed in the literature. Using the same idea of MPPM, overlapping PPM (OPPM) constrains the multiple pulses to occupy adjacent slots [199]. In differential PPM (DPPM), the empty slots following a pulse in a PPM symbol are removed, which improves the spectral efficiency of the system [200]. Also, in this way, every DPPM symbol ends with a pulse, which can be exploited for symbol synchronization at the receiver [76]. In digital pulse interval and width modulation (DPIWM), the binary sequence is encoded into the width of the pulses of alternating amplitude [201]. The PPMPWM scheme, proposed in [196], is a combination of PPM and PWM with power and spectral efficiencies in mid-way between PPM and PWM. The main drawbacks of all these modulation schemes are the reduced energy efficiency, the relatively high demodulation complexity, and the risk of error propagation in detecting a received frame of symbols.

In the so-called subcarrier intensity modulation (SIM) [202], [203], the data is first modulated onto an RF signal, and then used to change the intensity of an optical source [34], [84], [204]–[206]. When combined with orthogonal frequency division multiplexing (OFDM) [207], [208], it offers the advantages

of high capacity and cost effective implementation, as compared with coherent modulation [209]. The main argument for using SIM is to cope with the optical fiber networks employing subcarrier modulation together with wavelength division multiplexing [210], [211]. The main drawback of SIM is its poor optical power efficiency [203] due to the DC bias that should be added to the multiple-subcarrier electrical signal before optical intensity modulation (to avoid negative amplitudes).<sup>4</sup>

A polarization modulated DD scheme was proposed in [212] based on the extraction of the Stokes parameters of the transmitted light. Such a modulation scheme is not constrained by the nonlinear response of the intensity modulators, as it is the case for IM schemes. Polarization-based modulation has also the advantage of high immunity to the phase noise of lasers [213]. Moreover, it is more resilient to atmospheric turbulence-induced fading because the polarization states are better conserved during propagation than the amplitude and the phase of the optical signal [214]. This can be particularly useful for long range FSO systems [213].

Finally, multi-level modulation schemes could be used in FSO systems to obtain higher spectral efficiencies compared to binary modulations. Once again, the improved spectral efficiency is obtained at the expense of increased system complexity. An example is the PAM, with OOK as its simplest scheme [83], [132], [215], [216]. By  $Q$ -ary PAM, the instantaneous intensity of the laser source is modulated on  $Q$  levels and, hence, it requires a laser with a variable emission intensity which could be costly. The main advantage of PAM is its higher spectral efficiency with respect to binary-level modulations like PPM [215]. Other multilevel DD schemes include  $Q$ -ary differential phase-shift keying (DPSK), differential amplitude-phase-shift keying (DAPSK), and differential polarization-phase-shift keying (DPolPSK) [217]. Recently, carrier-less amplitude and phase (CAP) modulation has been considered for OWC that consists in transmitting simultaneously two orthogonal multilevel signals by means of special pulse shaping and without using a carrier [219]. Its main advantages as compared to PAM are its higher energy efficiency and simpler implementation [209].

A summary of the literature related to optical signal modulation is presented in Table II. Also, for a schematic waveform

<sup>4</sup>Compared with coherent modulation, considered in Section XI, for a given spectral efficiency, SIM offers the advantage of implementation simplicity at the expense of lower energy efficiency as a result of the DC bias added to the signal.

comparison for some of the presented modulation schemes, the reader can refer to [76, Fig. 4.8], [219].

## VI. CHANNEL CODING

The intensity fluctuations on the received signal due to the atmospheric-turbulence-induced channel fading can result in a considerable degradation of the system performance. In fact, the atmospheric optical channel has a very long memory, and a channel fade can cause an abnormally large number of errors that affect thousands of consecutive received channel bits. Mitigating fading in FSO channels has been the subject of intensive research during the last decade. One possible solution is channel coding [83] which is particularly useful under weak turbulence conditions [92]. It is also efficient in moderate and strong turbulence regimes provided that the impact of turbulence can be first significantly reduced, for example, by means of other fading-mitigation techniques such as aperture averaging, diversity techniques, or adaptive optics [92].

Earlier works on coded FSO systems have considered the use of convolutional codes for the atmospheric optical communication channel using OOK or other binary modulation schemes [220]–[222]. Several other works have considered the use of low-density parity check (LDPC) codes for optical communication over atmospheric turbulence channels [178], [223], [224]. These codes, introduced by Gallager in the early 1960's [225], are constructed by using sparse parity check matrices.<sup>5</sup> The use of LDPC coding together with OFDM modulation is further proposed in [230].

Error performance bounds are derived in [164], [231]–[234], for coded FSO communication systems operating over atmospheric turbulence channels. These works, however, consider an uncorrelated FSO channel requiring the deployment of large interleavers. The channel coherence time is about 0.1–10 ms, therefore fading remains constant over hundreds of thousand up to millions of consecutive bits for typical transmission rates [44]. For atmospheric channels with such long coherence times, this necessitates long delay latencies and the use of large memories for storing long data frames. In addition, since the duration of the fades is random, no single maximum interleaving depth can be used to render the channel completely memoryless. Furthermore, when aperture averaging is employed at the receiver (see the next section), exploiting time diversity through channel coding becomes more difficult and even practically infeasible [92]. Because, under the assumption that the channel time variations are mostly due to the transversal wind (with respect to the optical axis), the use of a relatively large aperture size results in a large channel coherence time [235].

It has recently been proposed that exploiting the FSO channel reciprocity can eliminate the need for interleaving and the amount of the redundancy introduced with channel coding [236]. In fact, given the channel reciprocity, we can estimate the CSI at the transmitter in a full-duplex transmission system.

<sup>5</sup>It is worth mentioning that it has been shown for the case of optical fiber communication that LDPC codes outperform block turbo codes [226], with a decoder complexity comparable (or lower) to that of the latter [227]. Their complexity is significantly lower than that of serial/parallel concatenated turbo codes [228] as well [229].

Then, the idea is to use a bank of encoders and decoders and to select the appropriate encoder-decoder pair based on the estimated current CSI [237].

The effect of finite-size interleavers is studied in some works.<sup>6</sup> An LDPC coding scheme combined with interleaving is proposed in [223] for digital video transmission over turbulent temporally-correlated optical channels that satisfies special real-time video delay constraints. There, instead of using a too long interleaver in the physical layer, the data block length is extended in the network layer to benefit from time diversity. The use of interleaved turbo-codes as well as concatenated RS and convolutional codes has been considered in [190], where it is concluded that convolutional codes could be a suitable choice under any turbulence regime as they make a good compromise between complexity and performance.

Rateless codes, also known as fountain codes [240], [241] have been further investigated in the context of FSO [242]. Rateless coding involves the change of the coding rate according to the channel conditions, without using interleaving to exploit channel time diversity. One specific implementation is raptor coding [243], [244] which consists of concatenating an inner code with an outer Luby Transform (LT) code [245]. These codes, although initially designed for erasure channels, have been shown to be quite efficient over binary symmetric and block-fading channels as well [246], [247]. More discussion on these schemes will be provided in Section VIII.

Most of the existing works on coded FSO systems assume binary modulation. There are also some further efforts which consider the deployment of non-binary modulation. For instance, convolutional codes and turbo codes have been applied to the PPM modulation in [248]–[250] and [191], [251]–[254], respectively. In order to perform efficient error correction in the case of non-binary modulations, we should either use non-binary codes, or adapt the binary codes to these modulations. Use of non-binary codes necessitates a considerable decoding computational complexity [132] that can be prohibitively large for a practical implementation in a high rate FSO system. In [255], [256], Reed Solomon (RS) codes are suggested as relatively low-complexity solutions for PPM-based modulations. For example, a  $(n, k)$  RS code is matched to  $Q$ -ary PPM for  $n = Q - 1$  [255]. Concatenated convolutional and RS codes were further considered in [189]. However, RS coding cannot provide satisfying performance improvement, in particular, due to hard decoding that is usually performed at the receiver. Note that soft RS decoding is computationally too complex and is rarely implemented.

Some attempts for adapting a binary code to non-binary modulation can be further noted. An example is multilevel coding (MLC) [257] which is a powerful coded modulation scheme [258]. However, the drawback of this technique is the high complexity of the multi-stage decoder that makes its real-time implementation in high-speed applications difficult. Trellis coded modulation is another example investigated in [259]. In

<sup>6</sup>Early works on time diversity in FSO systems considered the transmission of data streams several times, with large enough delay between them, and performing data detection based on the received delayed copies [137], [238], [239].

[260], an LDPC code is considered in conjunction with DPPM. The use of lattice codes [261] for FSO systems is considered in [200], where higher-dimensional modulation schemes are constructed from a series of one-dimensional constituent OOK constellations. The use of multidimensional lattices is further discussed in [262]. As another solution, it is proposed in [190], [263], [264] to use a classical binary convolutional code and to do iterative soft demodulation and decoding at the receiver. This scheme, which is extended to MPPM in [190], is shown to be quite efficient and suitable for not too-high transmission rates, so that iterative signal detection can be performed in real time.

## VII. SPATIAL DIVERSITY

Spatial diversity can be realized via the use of multiple apertures at the receiver [51], [137], [156], [255], [265], multiple beams at the transmitter [266], [267], or a combination of the two [75], [104], [111], [152], [268]. In contrast to the classical single-beam single-aperture configuration that we will call SISO (for Single-Input Single-Output), these configurations are usually referred to as SIMO (Single-Input Multiple-Outputs), MISO (Multiple-Inputs Single-Output), and MIMO (Multiple-Inputs Multiple-Outputs), respectively. We discuss these techniques in the following.

### A. Receive Diversity

A simple solution to reduce the fading effect is to use a relatively large lens at the receiver to average over intensity fluctuations. This technique, usually called aperture averaging, can be considered as “inherent” receive diversity. It is efficient when the receiver lens aperture is larger than the fading correlation length  $\sqrt{\lambda L}$ , with  $\lambda$  and  $L$  denoting the wavelength and link distance, respectively [51], [269]. Aperture averaging has widely been studied in the literature and also employed in practical systems [50], [51], [91], [92], [95], [269]–[274], where it is shown that a substantial scintillation reduction can be obtained, especially in the case of moderate-to-strong turbulence. For instance, considering OOK modulation, Gamma-Gamma fading under moderate turbulence conditions with Rytov variance of 2.56, and a target BER of  $10^{-5}$ , the SNR gain with respect to a point receiver is about 30, 47, and 60 dB for receiver lens diameters of 20, 50, and 200 mm, respectively [92].

Fading reduction by aperture averaging is usually quantified by considering the so-called aperture averaging factor  $A = \sigma_I^2(D)/\sigma_I^2(0)$ , where  $\sigma_I^2(D)$  and  $\sigma_I^2(0)$  denote the scintillation indexes for a receiver lens of diameter  $D$  and a point receiver (of diameter  $D \approx 0$ ), respectively. It is shown in [92], [275] that the performance improvement by aperture averaging is most significant for plane wave and Gaussian-beam propagation models, and also when more complex modulation schemes (e.g.,  $Q$ -ary PPM) are used.

It is worth mentioning that the fade statistics change when using aperture averaging. In fact, since averaging is specially performed over small-scale irradiance fluctuations, the PDF of the channel fades shifts toward that of large-scale fluctuations [266]. Experimental results show that the scintillation on the received signal is well described by a log-normal distribution [238], [269]. The Gamma-Gamma and log-normal models

become practically equivalent for about  $D > 6\rho_0$ , with  $\rho_0$  being the spatial coherence radius [275].<sup>7</sup>

Efficient fading reduction can be also achieved by using multiple apertures at the receiver. In particular, instead of using a large aperture, we can use several smaller apertures at the receiver. This way, each receiver aperture will benefit from some degree of aperture averaging that is smaller than that of the single large aperture case. However, in addition, we also benefit from some degree of spatial diversity after combining the signals of the different apertures. If we assume uncorrelated fading on the different apertures’ signals, the multiple aperture solution provides a better performance than the solution of using a large aperture if we consider the same total effective aperture area in the two cases [92]. For instance, considering background-noise-limited receivers, OOK modulation, Gamma-Gamma fading with Rytov variance of 2.56, and a target BER of  $10^{-5}$ , we have an SNR gain of about 1 dB by using four apertures of 50 mm diameter each, compared to using a single aperture of 100 mm diameter [92]. Here, employing a single large aperture would be preferable for the reasons of implementation complexity. The use of multiple apertures is more advantageous in the strong turbulence regime. For instance, for a Rytov variance of 19.18 and the same conditions as above, we have an SNR gain of about 7 dB by using four apertures instead of the single large aperture [92].

It should be noted that, from a practical point of view, the use of a too large lens necessitates a PD with a large active area as well, in order to capture the received photons on the lens focal plane. This will, in turn, impose severe constraints on the system data rate because such a PD will have a relatively large parasitic capacitance.

For SIMO systems, usually equal-gain combining (EGC) is performed at the receiver, which provides performance close to the optimal maximal-ratio combining (MRC) while having the advantage of lower implementation complexity [137], [276].

Lastly, note that apart from diversity techniques, the turbulence effect can also be reduced by adaptive optics [277]. By this technique, the distortion induced in the wave-front by the atmospheric turbulence is reduced through the use of wave-front sensors and deformable mirrors; a technique commonly used in optical astronomy [278], and also envisaged for deep-space optical communication [14]. However, this technique does not seem to be of interest in commercial FSO systems due to its high and unjustified implementation complexity and cost. Also, its effectiveness to compensate turbulence effects is practically limited to relatively short link spans [279].

### B. Transmit Diversity

For a MISO FSO system, the simplest signaling scheme is to send the same signal on the different beams; what is usually referred to as repetition coding (RC). This is quite efficient for

<sup>7</sup>The spatial coherence radius is defined as the  $1/e$  point of the wave complex degree of coherence (see [51, Section 6.4]). For the plane wave propagation model, we have  $\rho_0 = (1.46 C_n^2 k^2 L)^{-3/5}$  with  $k = 2\pi/\lambda$  being the optical wave number. Under weak to moderate turbulence conditions, only eddies of size smaller than  $\rho_0$  contribute to intensity fluctuations [51].

fading reduction at the receiver. For instance, assuming independent fading conditions, for log-normal fading of standard deviation 0.3, a receiver aperture of 5 cm, a link distance of 2 km, and a target BER of  $10^{-5}$ , the improvement in the average SNR by using two and three transmit apertures, as compared to a SISO system is about 5 and 7.5 dB, respectively [276]. If CSI is available at the transmitter, it is shown in [280], [281] that selection transmit diversity can exploit full diversity while providing better performance, compared to RC. For the case of imperfect CSI at the transmitter, different transmission strategies are considered in [282]. More complex signaling schemes can be used to increase the coding gain in addition to diversity benefit. For instance, transmit laser selection and space-time trellis coding is proposed in [283].

For a MISO FSO system (or equivalently a SIMO system employing EGC at the receiver), assuming independent fading, fading statistics can be modeled easily [51], [92], [266]. For instance, the received intensity can still be modeled by a Gamma-Gamma distribution, with the variances of large- and small-scales obtained from those of a SISO system divided by the number of sub-channels.

### C. MIMO FSO Systems

In RF communication, MIMO systems are very popular as they exploit efficiently the multipath fading to increase the data rate and to reduce the fading effect on the quality of signal transmission [284]. In FSO communication, however, MIMO systems are mostly proposed to reduce the turbulence-induced fading effect by employing RC at the transmitter. Some examples are [104], [111], [152], [165], [285]–[289], where OOK or PPM modulations are considered. Also, multiple-symbol detection is proposed in [105], [112] in the absence of CSI at the receiver, for the case of RC at the transmitter.

A few works have considered the combination of the information bearing symbols at the transmitter in order to optimize the system performance, i.e., employing space-time (ST) coding. This is an extensively-developed subject in RF systems [290]. A fundamental difference between the ST codes for RF and IM/DD-based FSO communication is that the latter employs nonnegative (unipolar) real signals rather than complex signals [291]. In effect, most of the proposed ST schemes for RF applications use phase rotation and amplitude weighting [290], [292], [293], requiring at least bipolar signaling when applied to the FSO context. In general, the ST schemes optimized for RF systems provide full diversity in FSO systems but are not optimized concerning the coding gain [294].

In the following, we first discuss two classical categories of orthogonal and non-orthogonal ST schemes proposed for MIMO FSO systems. The main interest of the orthogonal schemes, which usually provide full diversity, is their low-complexity optimal detection [293]. Most of the orthogonal ST block codes (OSTBCs) proposed for RF systems can be modified in order to adapt to IM/DD FSO systems. For instance, in the case of two transmitter beams, a modified Alamouti scheme [295] for IM/DD optical systems is proposed in [291] by introducing a DC bias to overcome the constraint of unipolar signaling. This idea is then generalized in [296] to OOK

modulation with any pulse shape. Due to this DC bias, OSTBC schemes suffer from a degradation in the system performance, compared with the low-complexity RC scheme. Although both RC and OSTBCs provide full diversity, RC is quasi-optimum, as explained in [297]. The difference of the performance of OSTBC and RC schemes increases with increased number of transmitter beams [297].

Non-orthogonal schemes are generally designed to optimize diversity and coding gain but their optimal detection has a relatively high computational complexity. For instance, by the spatial multiplexing (SMux) scheme, the information bearing signals are simply multiplexed at the transmitter. This way, we can attain the maximum transmission rate at the expense of reduced diversity gain. For a number  $M$  of beams, the ST coding rate of SMux is equal to  $M$ . At the receiver, optimal maximum likelihood detection (MLD) can be used for signal detection, which has a relatively high complexity. Otherwise, iterative interference cancelation based on the V-BLAST method [298] can be used, as considered in [268], [299], [300].

Another proposed non-orthogonal ST scheme is the so-called optical spatial modulation (OSM) where only one “on” slot is transmitted from the multiple beams at a given channel-use in order to avoid inter-channel interference [301], [302]. For  $M$  transmitting beams, the rate of OSM is  $\log_2 M$  symbols per channel-use. At the receiver, optimal MLD can be used to estimate the corresponding beam [303]. It is shown in [299] that, if we are not limited by practical implementation considerations such as time synchronization and electronic circuitry speed, instead of using non-orthogonal ST schemes, we can alternatively use the simple RC with shorter pulse durations while having a better system performance.

For example, consider a link distance of 5 km, Gamma-Gamma fading with Rytov variance of 24.7, a total receiver aperture diameter of 200 mm, a target BER of  $10^{-5}$ , uncoded OOK modulation, and MLD detection at the receiver. Fixing the average transmit power as well as the effective transmission data rate for different ST schemes, we modify the pulse duration for each scheme accordingly. Then, for a MIMO structure of two transmit and two receive apertures, the RC scheme outperforms OSTBC, SMux, and OSM in the average received SNR by 2, 31.5, and 37 dB, respectively. For a four-transmit four-receive aperture system, the corresponding SNR gains are about 5, 22.5, and 23.5 dB, respectively [304], [305]. Note that practical limitations on the bandwidth can impose constraints on the minimum pulse width, in which case, the higher-rate ST schemes become preferable to RC.

Some special ST schemes have been proposed for other modulation techniques than OOK. For instance, ST coding for binary PPM when the number of transmitter beams is a power of two is considered in [306]. This idea is extended to general PPM modulation and any number of beams in [307]. In [308], construction of orthogonal ST codes is proposed that are shape preserving with binary PPM. Also, minimal-delay ST block coding is proposed for PPM in [309], where full transmit diversity is achieved by sending the data through the time delays of the signals transmitted from different beams. On the other hand, Alamouti ST coding is considered in [310] for SIM with binary phase-shift keying (BPSK) modulation,

where power series expression of the average BER is provided. RC combined with channel coding can also be considered as a simple ST coding scheme. For instance, LDPC coding with bit-interleaved coded modulation (BICM) [311] or MLC is considered in [312]. LDPC coding is also applied to ST block coding in [224] in a BICM scheme using PAM modulation.

#### D. Effect of Fading Correlation

Diversity techniques are most efficient under the conditions of uncorrelated fading on the underlying sub-channels. In practice, however, the performance of spatial diversity systems is impaired by fading correlation. As a matter of fact, it is not always practically feasible to satisfy the required spacing between the apertures at the receiver and/or between laser beams at the transmitter to ensure uncorrelated fading. Under weak turbulence conditions, the required aperture side spacing  $l_c$  equals the correlation length  $\sqrt{\lambda L}$ , which is in fact the typical size of scintillation speckles [313]. In the relatively strong turbulence regime, the spatial correlation arises mainly from large-scale fluctuations, where larger aperture spacings are required. Assuming plane wave propagation, we have  $l_c = \lambda L/r_0$ , where  $r_0$  is the Fried parameter. As an example, assuming the wavelength  $\lambda = 1550$  nm and the index of the refraction structure parameter  $C_n^2 = 4.58 \times 10^{-13} \text{ m}^{-2/3}$ , we have  $l_c \approx 6.4$  cm for  $L = 500$  m (moderate turbulence regime), and  $l_c \approx 37$  cm for the case of  $L = 1500$  m (strong turbulence regime) [92]. In effect, if the required spacing is more or less reasonable under moderate turbulence conditions [287], it becomes too large for the strong turbulence regime.

Evaluation of fading correlation for a space-diversity FSO system can be made by means of experiments or via wave-optics simulations based on the split-step Fourier-transform algorithm [314]. By the latter method, the effect of atmospheric turbulence is taken into account by considering a set of random phase screens. Experimental works for estimating the fading correlation are reported in [287], [315], [316] for MISO and in [316] for SIMO configurations. The study of fading correlation via wave-optics simulations can be found in [266] for the case of a MISO, and in [304], [317] for the case of a SIMO FSO system. It is reported in [266], [317] that fading correlation increases for increased link distance. This is because more atmosphere eddies affect the different receiver apertures at the same time. For the same reason, correlation increases by increased receiver aperture size [266], [287], [317].

Another important question is to see how fading correlation affects the FSO system performance, compared to the “ideal” uncorrelated fading case. For this purpose, it is necessary to develop an appropriate statistical model. A few works have recently considered the effect of fading correlation by considering simplified statistical models. For instance, in [103], [276] and for the case of log-normal distributed fading, the effect of fading correlation on a SIMO system BER is studied by considering the joint distribution of the received signals given the corresponding covariance matrix. More specifically, in [276], the effect of correlation is modeled by an additive correction term to the scintillation index corresponding to the uncorrelated fading case. An exponential correlation model was considered

in conjunction with K distributed fading in [232], and with multivariate Gamma-Gamma fading in [318]. However, this correlation model is not appropriate for most practical FSO system configurations. On the other hand, the case of a four-laser single-aperture FSO system is studied in [266] by considering the Gamma-Gamma channel model, where the Gaussian approximation is used to model the correlated fading channels.<sup>8</sup> In [320], for a SIMO system with two receive apertures, the sum of correlated Gamma-Gamma random variables are approximated by an  $\alpha - \mu$  distribution [321] in order to evaluate the BER performance of the receiver. This idea is then generalized to the case of multiple diversity in [317], [322]. Also, the Padé approximation method [323], [324] is used in [325] to obtain the PDF of sum of correlated Gamma-Gamma random variables from their moment generating function, which is then used to evaluate the system performance analytically. However, due to the limitation of Padé approximation, this method cannot be used for very low BERs, i.e., lower than  $10^{-8}$ .

Lastly, it should be noted that, when using a doubly-statistic fading model considering separately small- and large-scale fading effects, in most practical cases, we can effectively assume uncorrelated small-scale fading and assign the correlation to the large-scale fading component [326].

## VIII. ADAPTIVE TRANSMISSION

A common assumption in the current literature on FSO systems is open-loop implementation in which the transmitter has no knowledge of the channel. The classical approach is then to use at the link layer the automatic repeat request (ARQ) mechanism or hybrid ARQ (HARQ) in the form of incremental redundancy, for example, in order to improve the link reliability [327], [328]. Such open-loop (or low-feedback) designs are favorable in time-varying channels where the feedback of channel estimates becomes problematic. However, particularly for quasi-static channels, providing reliable feedback is possible and the available CSI at the transmitter can be used to design adaptive transmission schemes for significant performance improvements. As a matter of fact, as mentioned previously, atmospheric turbulence results in a very slowly-varying fading in FSO systems. The channel coherence time is about 0.1–10 ms, therefore fading remains constant over up to millions of consecutive bits for typical transmission rates. Therefore, adaptive transmission emerges as a promising solution for FSO systems. Furthermore, the feedback information required in adaptive transmission is relatively easy to implement in FSO systems. This is because commercially available FSO units have full-duplex (bi-directional) capabilities and a small portion of the large available bandwidth can be allocated for feedback purposes without much effect on data rates [329]. In hybrid RF/FSO systems, the RF link can be used as the feedback link to enable CSI knowledge at the transmitter [330], [331].

Adaptive transmission has been extensively investigated in the context of wireless RF networks [332] and involves the

<sup>8</sup>Also, a multi-beam air-to-air FSO system is considered in [319], where the fading correlation is taken into account through modifying the parameters of the Gamma-Gamma fading model. For this, approximate analytical expressions are proposed whose parameters are determined based on numerical fitting.

change of system parameters such as transmit power, modulation size/type, code rate/type or a combination of those according to the channel conditions. The same ideas have recently been investigated in the FSO context. A simple adaptive power transmission (assuming a fixed modulation) scheme was considered in [333] by taking into account only the path loss that can be time variant on the order of several hours. For the case of Gamma-Gamma turbulent channels and  $Q$ -ary PAM modulation, power adaptation for maximizing the channel capacity was considered in [331]. Adaptive coding and  $Q$ -ary PAM modulation was further studied in [330] over Gamma-Gamma channels. Adaptive coding can be performed either by using punctured codes, where the coding rate is varied by puncturing a percentage of parity of information bits [334], [335] or through the use of rate-adaptive codes such as fountain codes. Raptor codes, considered in [242], are a special case, where the coding rate is modified by changing the codeword length. In [336, Section 9.5] a performance comparison is made between Raptor codes and punctured LDPC codes, where it is shown that a punctured LDPC code is useless in the low SNR regime. Also, it is shown that, for the case of imperfect CSI at the transmitter, the performance degradation with Raptor codes is insignificant, compared with the latter approach [336].

The works in [330], [331] build upon the assumption that the modulation size can be changed continuously (i.e.,  $Q$  can take any real value) and ignore constraints on the peak power. These constraints are particularly important for FSO applications where eye safety standards impose restrictions on the peak of transmit power. In [329], considering  $Q$ -ary PPM modulation, the design problem of adaptive FSO transmission is revisited under the assumption of practical modulation sizes (i.e., integer values of  $Q$ ) and average/peak power constraints and by considering a joint power and modulation adaptation. Also, it is proposed to quantify the performance improvement in terms of the number of bits carried per chip time (BpC) which is in fact the ratio of bit-rate over the required bandwidth. Considering Gamma-Gamma modeled strong turbulence with Rytov variance of 1.55, for a target outage probability of  $10^{-4}$ , it is shown for instance that for the average transmit power constrained to  $-20$  dB, non-adaptive transmission achieves a BpC of zero, whereas performing adaptive power control (on the instantaneous transmit power) can provide a BpC of 0.15. When the transmit power and modulation are both set adaptively, the BpC can increase to 0.35 [329].

As a practical point, special attention should be paid when optical amplifiers are used at the receiver. Indeed, as explained in [330], adaptive power setting cannot practically be done if an EDFA is used, because the response time of these amplifiers is relatively long (on the order of 10 ms, typically). We do not have such a constraint when an SOA is used, however.

## IX. RELAY-ASSISTED (COOPERATIVE) TRANSMISSION

Cooperative diversity has been introduced in the context of RF wireless communication as an alternative way of realizing spatial diversity advantages [337]–[339]. The main idea behind cooperative diversity is based on the observation that in a wireless RF channel, the signal transmitted by the source node

is overheard by other nodes, which can be defined as partners or relays. The source and its partners can jointly process and transmit their information, creating a virtual antenna array although each of them is equipped with only one antenna. Multi-hop transmission is an alternative relay-assisted transmission scheme which employs the relays in a serial configuration [105], [340]. Such schemes are typically used to broaden the signal coverage for limited power transmitters and do not offer performance improvement against fading effects in wireless RF environments, i.e., they do not increase the diversity order [165].

Relay-assisted FSO transmission was first proposed by Acampora and Krishnamurthy in [341], where the performance of a mesh FSO network was investigated from a network capacity point of view. In [342] and [343], Tsiftsis *et al.* considered  $K$  and Gamma-Gamma fading models without explicitly taking into account the path-loss and evaluated the outage probability for a multi-hop FSO system. Their results demonstrate the usefulness of relay-assisted transmission as a method to broaden the coverage area, but do not highlight its use as a fading-mitigation tool. In [344], both path-loss and fading effects are considered and outage probability is derived. It is demonstrated that multi-hop FSO transmission takes advantage of the resulting shorter hops and yields significant performance improvements (in terms of diversity gain) since fading variance is distance-dependent in FSO systems. This is rather different from the RF case where multi-hop transmission is used to extend range, but does not provide diversity advantage. It is further proven in [345] that the outage probability is minimized when the consecutive nodes are placed equidistant along the path from the source to the destination. The diversity gain analysis over log-normal turbulence channels (assuming plane wave propagation) reveals a diversity order of  $(K + 1)^{11/6}$ , where  $K$  is the number of relays. The performance analysis of multi-hop relaying over Gamma-Gamma channels can be found in [346].

Besides multi-hop (also referred to as “serial”) relaying, parallel relaying is further considered in [344], [347]–[350]. It is obvious that the broadcast nature of wireless RF transmission (i.e., the cost-free possibility of the transmitted signals being received by other than destination nodes) is not present in FSO transmission which is based on line-of-sight transmission through directional beams. Parallel relaying can be therefore implemented through the use of multiple transmitter apertures directed to relay nodes. For parallel relaying, all relays should be located at the same place (along the direct link between the source and the destination) closer to the source, and the exact location of this place turns out to be a function of SNR, the number of relays, and the end-to-end link distance [345]. Parallel relaying with a direct link as a three-way cooperative scheme has been further studied in [72], [347], [348], [351]. It is shown in [349] that cooperation through relay nodes is beneficial only if the SNR is high enough; otherwise, relays are likely to forward too noisy copies of the signal, resulting in a performance degradation.

Inspired by the ideas in the well-known RF counterparts, several signaling strategies have been proposed for relay-assisted FSO links. The classical approaches consider



amplify-and-forward (AF) [342], [344], [347], [352], decode-and-forward (DF) [344], [349], [351], and detect-and-forward (DetF) [348] protocols. Adaptive DetF or adaptive DF have also been proposed in [348], where the relay takes part in the data transmission only if it can receive error-free data frames from the source or when the SNR at the relay is large enough, respectively. When CSI is available at the source and the relays, it is proposed to activate only a single relay in each transmission slot, hence, avoiding the need for relays' time synchronization. One possible protocol consists in selecting for signal transmission the best relay among multiple parallel relays [350], [351], [353]. Another suboptimal but simple approach when two relays are deployed is to switch the activated relay in the case of too low link SNR [353].

To show more concretely the improvement achieved by relay-assisted transmission, consider for instance the log-normal channel model, an atmospheric attenuation of 0.43 dB/km,  $C_n^2 = 10^{-14} \text{ m}^{-2/3}$ , a total link span of 5 km, and a target outage probability of  $10^{-6}$ . It is shown in [344] that by serial relaying in DF mode, improvements of 18.5 and 25.4 dB are obtained in power margin when one or two (equidistant) relays are inserted between the source and the destination. When AF mode is employed, the improvements are about 12.2 and 17.7 dB, respectively. Also, by parallel relaying, where relays are placed in mid-distance between the source and the destination, the obtained improvements are about 20.3 and 20.7 dB for DF mode, and 18.1 and 20.2 dB for AF mode, for the cases of two and three relays, respectively.

The current literature on AF relaying in FSO systems builds on the assumption that relays employ optical-to-electrical (OE) and electrical-to-optical (EO) converters. The actual advantage of AF relaying over the DF counterpart emerges if its implementation avoids the requirement for high-speed (at the order of GHz) electronics and electro-optics. This becomes possible with all-optical AF relaying where the signals are processed in optical domain and the relay requires only low-speed electronic circuits to control and adjust the gain of amplifiers. Therefore, EO/OE domain conversions are eliminated, allowing efficient implementation. All-optical AF relaying has been considered in recent papers [354]–[356]. In particular, Kazemlou *et al.* [354] have assumed either fixed-gain optical amplifiers or optical regenerators, and presented BER performance through Monte Carlo simulations. In [355] Bayaki *et al.* have considered all-optical relays employing EDFAs and presented an outage probability analysis for a dual-hop system taking into account the effect of ASE noise. In [356], the outage performance is re-addressed further taking into account the effect of optical degree-of-freedom (DOF). DOF quantifies the ratio of optical filter bandwidth to the electrical bandwidth and can be on the order of 1000 unless narrow-band optical filtering is employed. It is shown in [356] that even for practical values of DOF in the range of 100 to 1000, a significant performance gain over direct transmission is still maintained

## X. HYBRID RF/FSO SYSTEMS

As we discussed in the previous sections, the performance of FSO links can seriously be affected due to several factors

such as severe turbulence in long-span links subject to strong winds or hot dry climates, strong attenuation in dense fog and heavy snowfalls, misalignment and pointing errors in mobile links, etc. These factors can result in frequent link failures, and hence, there is an important need to increase the reliability of these links. One efficient solution is to use an RF link in parallel with the FSO link so as to serve as back-up in the case of FSO link outage. Although the corresponding data rate in the RF channel can be less than the main FSO link, it can ensure connectivity when the FSO channel becomes inoperative. In effect, such an RF link is less subject to atmospheric turbulence and pointing errors [357], and furthermore is much less affected by fog. As a matter of fact, fog and rain drastically affect FSO and RF links, respectively, but they rarely occur simultaneously. Therefore, concerning these meteorological phenomena, the two links can function in a complementary manner. The RF link is usually designed in the unlicensed X and Ku bands or millimeter waves (MMW) around 60 GHz. The last option is especially interesting because there is a larger bandwidth available in the MMW range [358]. Given the LOS propagation of the signal, the related channel fading is well described by the Rice fading model. For hybrid RF/FSO long-span links, the RF link can also be used for beam acquisition and pointing as well as for the purposes of link control in HARQ scenarios due to its higher reliability [359].

Commercially available hybrid RF/FSO products (like fSONA and MRV products) use the RF link just as a back-up channel. Another simple scheme consists of sending the same data on the two channels and to perform signal detection for each frame at the receiver on the “more reliable” channel [358], [360]. However, these approaches, which can be considered as “hard-switching” between the two channels, are not optimal in the sense of exploiting the available resources. Some research works have hence considered more efficient use of RF and FSO links in parallel. However, optimal signaling and routing on a hybrid RF/FSO link is not an easy task. In intermediate atmospheric conditions, data can simply be partitioned between the two channels and decoded separately at the receiver side. Monitoring constantly the two channels, transmission can progressively be switched to one link or to another as a result of channel condition deterioration [361]. An experimental setup has been presented in [362] where hybrid LDPC coding is performed on a wireline low bandwidth link used in conjunction with an FSO link. However, separate data encoding and decoding on RF and FSO links does not fully exploit the available “channel diversity,” and joint data encoding and decoding should be performed over the two channels. The so called hybrid channel coding was considered in [363], where data is encoded over the two channels using non-uniform rate-compatible LDPC coding and jointly decoded at the receiver. This scheme, however, requires the CSI at the transmitter. Also, in [364], joint FSO/RF channel coding using Raptor codes was considered in a HARQ scheme with incremental redundancy coding where the coding rate for each channel is adapted to the data rate that the link can support. The advantage of this method over that of [363], which is based on code-rate selection, is that imperfect CSI does not result in a rate mismatch as it is based only on positive or negative acknowledgments from the

receiver (i.e., a single bit feedback). In addition, as it is shown in [364], rateless coding is advantageous over rate adaptation schemes where the code rate is adjusted prior to transmission, especially in the strong turbulence regime where severe fades can occur. A similar work in [100] considered hybrid rateless Raptor encoding with the demonstration of a practical system implementation. Another solution is to partition data over the two channels while performing encoding and interleaving. For instance, a BICM scheme using a convolutional code is proposed in [365] under the assumption of unavailable CSI at the transmitter. Optimized punctured turbo-coding and bit selection patterns for the hybrid channel were further proposed in [366]. Finally, adaptive modulation and coding applied to hybrid RF/FSO channels has been considered in [367].

## XI. COHERENT FSO SYSTEMS

In contrast to IM/DD systems, in coherent OWC systems the information is encoded on the optical carrier amplitude and phase. The received beam at the receiver is combined with a local oscillator (LO) beam, as shown in Fig. 4. This way, after mixing with the LO, the received signal is amplified and the detection process is rather limited by the shot noise [132]. To this reason, coherent detection is usually considered as a means of increasing the receiver sensitivity in FSO systems [368], [369]. In addition, coherent detection allows the rejection of the background noise and intentional interferences [44]. Another interesting property of coherent systems is that information can be sent on the amplitude, phase, or polarization of the optical field, which permits a considerable increase of the system spectral efficiency [370]. Typical modulation schemes used in coherent systems consist of multilevel phase shift keying (PSK) or quadrature amplitude modulation (QAM), or multilevel Polarization shift keying (PolSK) [371]–[373].

Despite all these advantages, commercial FSO systems rely on IM/DD schemes, as explained previously, due to their lower implementation complexity and cost. However, there is an increasing trend to shift to coherent FSO systems thanks to the recent advances in the fabrication of integrated coherent receivers as well as high-speed digital signal processing integrated circuits, which have greatly increased the practicality of coherent detection [374], [375].

In coherent receivers, there are two approaches of homodyne and heterodyne signal detection. Homodyne detection permits a better detection sensitivity but requires an accurate optical phase-locked loop, which is very expensive to realize. Due to this reason, heterodyne detection has been more widely considered in the literature [368]. Among recent experimental demonstrations of coherent FSO links are the homodyne BPSK transmission at 5.625 Gbps over a distance of 142 km [10], and polarization multiplexed quadrature phase-shift-keying (QPSK) transmission at 112 Gbps over a non-turbulent channel [370]. Coherent detection for amplitude modulation was also considered in [376].

From a practical point of view, an important issue is the performance of coherent FSO system in the presence of atmospheric turbulence. While it is argued in [44] that coherent FSO systems experience improved performance against

atmospheric turbulence compared to IM/DD systems, a more detailed study in [377] showed that this is only true when the aperture size is limited or when the equivalent non-coherent receiver suffers from significant thermal noise or interference. Indeed, turbulence distorts the coherency of the received signal field, and the resulting imperfect wavefront match between the incoming signal and the LO reduces the received power [132]. The corresponding phase distortion degrades the system performance, in particular when the diameter of the receive aperture is larger than the coherence length of the received signal wavefront. To compensate this phase distortion, either zonal or modal compensation should be deployed [378]. Phase-compensation aims at adaptive tracking of the beam wavefront in order to correct the turbulence-induced aberrations. In [150], Belmonte and Kahn proposed a statistical model to characterize the combined effects of turbulence-induced wavefront distortion and amplitude fluctuation in coherent receivers assuming modal phase noise compensation. Modeling phase fluctuations by a Gaussian distribution, they also studied the channel capacity for receive diversity systems in [379] for the case of log-normal turbulence and also investigated the performance of several coherent modulation schemes and PAM in [380]. A more detailed analysis was presented in [381] where the impacts of atmospheric turbulence, configuration and parameters of the transmitted and LO beams, and link misalignment on the heterodyne efficiency of a coherent FSO link were investigated.

Considering K-distributed turbulence, Niu *et al.* studied the performance of coherent FSO links for binary modulations in [382] and for  $Q$ -ary PSK and QAM modulation schemes in [383]. Tsiftsis studied the average BER and outage performance of coherent receivers under Gamma-Gamma turbulence in [384]. The performance of coherent heterodyne systems was further studied in [385] for several phase modulation schemes over Gamma-Gamma turbulent channels. The general M-distributed turbulence model was considered in [386], where the error performance of DPSK coherent systems was evaluated.

On the other hand, receive diversity has been shown of special interest in coherent systems [387], [388]. It is shown in [387] that there is much more diversity benefit against fading, background noise, and interfering signals, compared to non-coherent receivers. The performances of pre-detection and post-detection EGC receivers were compared in [389] under Gamma-Gamma turbulence, where the superiority of the latter scheme was demonstrated. Also, a comparison of the error performance of several coherent and SIM modulation schemes was performed in [390] for Gamma-Gamma distributed turbulence and receive diversity systems. Similar to the non-coherent systems, here, in order to maximize the diversity benefit against the phase noises arising from the transmitter, turbulence, and LO, the PDs at the receiver should be spaced sufficiently apart [137]. This allows for independent electronic phase-noise compensation of the multiple transmitter beams.

A number of works have also considered coherent MIMO systems. ST coding for MIMO coherent systems was considered in [391], where a set of code design criteria assuming a large number of transmitters and receivers was proposed based on the minimization of the pairwise error probability. Also,

Bayaki *et al.* presented in [392] simplified ST code design criteria for coherent and differential FSO links in Gamma-Gamma turbulence. They showed that, in contrast to IM/DD systems, OSTBCs are preferable over RC in coherent and differential systems, since RC does not provide full diversity in coherent systems. Also, the performance gain of ST-coded coherent systems over non-coherent systems was shown to be principally due to the superiority of heterodyne detection. Recently, a special coherent MIMO architecture was proposed in [148] which used wavelength diversity and phase noise estimation. Using laser beams operating at different wavelengths at the transmitter and the receiver, wavelength-selective spatial filters are used at the receiver to separate the different transmitted signals. This allows the combination of multiple received signals with different phase noises.

## XII. CONCLUSION

The design of pervasive and trustworthy next-generation communication networks is recognized as a major technical challenge that researchers face in the next ten years. Development of novel and efficient wireless technologies for a range of transmission links is essential for building future heterogeneous communication networks to support a wide range of service types with various traffic patterns and to meet the ever-increasing demands for higher data rates. We believe that FSO should be considered as an essential component of such heterogeneous networks. With their large optical bandwidth, FSO systems can be used, in some applications, as a powerful alternative to and, in others, as complementary to the existing RF wireless systems.

Terrestrial FSO links with transmission rates of 10 Gbps (assuming a range of few hundred meters) are already in the market and the speeds of recent experimental FSO systems are promising even more. To further push up the limits of FSO systems and overcome the major technical challenges (particularly atmospheric turbulence fading and adverse weather effects), there have been significant recent research efforts on the physical (PHY) layer design issues of FSO systems. These are mainly inspired by several exciting developments that have been witnessed in the area of PHY layer research for RF wireless communications in the last decade or so. PHY layer methods and techniques such as MIMO communication, cooperative diversity, novel channel codes and adaptive transmission have been explored in recent FSO literature and a detailed account of these research efforts is provided in our survey. We hope that this survey will serve as a valuable resource for understanding the current research contributions in the growing area of FSO communications and hopefully prompt further research efforts for the design of next generation FSO systems as a powerful complementary technology to RF systems in the future heterogeneous wireless networks.

## NOMENCLATURE

AF	Amplify-and-Forward	ASE	Amplified Spontaneous Emission
APD	Avalanche Photo-Diode	AWGN	Additive White Gaussian Noise
ARQ	Automatic Repeat reQuest	BER	Bit-Error-Rate
		BICM	Bit-Interleaved Coded Modulation
		BPSK	Binary PSK
		CAP	Carrier-less Amplitude and Phase modulation
		CSI	Channel State Information
		DAPSK	Differential Amplitude-Phase-Shift Keying
		DetF	Detect-and-Forward
		DF	Decode-and-Forward
		DFB	Distributed Feedback
		DOF	Degree-Of-Freedom
		Double GG	Double Generalized Gamma
		DPIM	Digital Pulse Interval Modulation
		DPIWM	Digital Pulse Interval and Width Modulation
		DPolPSK	Differential Polarization-Phase-Shift Keying
		DPPM	Differential PPM
		DPSK	Differential PSK
		EDFA	Erbium-Doped Fiber Amplifier
		EDRS	European Data Relay System
		EGC	Equal-Gain Combining
		EO	Electrical-to-Optical
		ESA	European Space Agency
		FSO	Free Space Optics
		FOV	Field Of View
		FP	Fabry-Perot
		HARQ	Hybrid ARQ
		HDTV	High Definition Television
		IM/DD	Intensity-Modulation Direct-Detection
		IR	Infra-Red
		ISI	Inter-Symbol Interference
		JPL	Jet Propulsion Laboratory
		LAN	Local Area Network
		LCRD	Communication Relay Demonstration
		LD	Laser Diode
		LDPC	Low-Density Parity Check codes
		LED	Light Emitting Diode
		LO	Local Oscillator
		LT	Luby Transform code
		MIMO	Multiple-Inputs Multiple-Outputs
		MISO	Multiple-Inputs Single-Output
		ML	Maximum Likelihood
		MLC	Multi-Level Coding
		MLCD	Mars Laser Communications Demonstration
		MLD	Maximum Likelihood Detection
		MMW	Milli-Meter Wave
		MPPM	Multipulse PPM
		MRC	Maximal-Ratio Combining
		MTBF	Mean Time Between Failures
		OE	Optical-to-Electrical
		OFDM	Orthogonal Frequency Division Multiplexing
		OOK	On-Off Keying
		OPPM	Overlapping PPM
		OSM	Optical Spatial Modulation
		OSTBC	Orthogonal ST Block Code
		OWC	Optical Wireless Communication
		PAM	Pulse Amplitude Modulation
		PAPR	Peak-to-Average Power Ratio

PD	Photo-Diode
PHY	PHYSical layer
PolSK	Polarization Shift Keying
PPM	Pulse Position Modulation
PSK	Phase Shift Keying
PWM	Pulse Width Modulation
QAM	Quadrature Amplitude Modulation
QPSK	Quadrature PSK
RC	Repetition Coding
RF	Radio-Frequency
RIN	Relative Intensity Noise
RMS	Root Mean Square
RS	Reed Solomon code
SI	Scintillation Index
SIM	Subcarrier Intensity Modulation
SIMO	Single-Input Multiple-Outputs
SISO	Single-Input Single-Output
SMux	Spatial Multiplexing
SNR	Signal-to-Noise Ratio
SOA	Semiconductor Optical Amplifier
ST	Space-Time
UV	Ultra-Violet
VCSEL	Vertical-Cavity Surface-Emitting Laser
VLC	Visible Light Communication
WBAN	Wireless Body Area Network
WLAN	Wireless Local Area Network
WPAN	Wireless Personal Area Network

#### ACKNOWLEDGMENT

The authors would like to acknowledge the support by EU Opticwise COST Action IC1101. They wish also to thank Mr. Hatef Nouri for providing the illustrations of the paper and Mr. Sasan Zhalehpour for his help in preparing the paper tables.

#### REFERENCES

- [1] A. A. Hurdeman, *The Worldwide History of Telecommunications*. Hoboken, NJ, USA: Wiley-Interscience, 2003.
- [2] G. J. Holzmann and B. Pehrson, *The Early History of Data Networks (Perspectives)*. Hoboken, NJ, USA: Wiley, 1994.
- [3] D. J. Phillipson, "Alexander Graham Bell," *The Canadian Encyclopedia*. [Online]. Available: <http://www.thecanadianencyclopedia.com/articles/alexander-graham-bell>
- [4] M. Groth, Photophones Revisited. [Online]. Available: <http://www.bluehaze.com.au/modlight/GrothArticle1.htm>
- [5] J. Hecht, "Laser evolution," *SPIE Professional Magazine*. [Online]. Available: <http://spie.org/x34446.xml>
- [6] F. E. Goodwin, "A review of operational laser communication systems," *Proc. IEEE*, vol. 58, no. 10, pp. 1746–1752, Oct. 1970.
- [7] D. L. Begley, "Free-space laser communications: A historical perspective," in *Proc. Annu. Meet. IEEE LEOS*, Glasgow, U.K., Nov. 2002, vol. 2, pp. 391–392.
- [8] W. S. Rabinovich *et al.*, "Free space optical communications research at the US naval research laboratory," in *Proc. SPIE, Free-Space Laser Commun. Technol. XXII*, San Francisco, CA, USA, Feb. 2010, vol. 757, p. 758 702.
- [9] T. Tolkner-Nielsen and G. Oppenhauser, "In-orbit test result of an operational intersatellite link between ARTEMIS and SPOT 4," in *Proc. SPIE, Free-Space Laser Commun. Technol. XIV*, San Jose, CA, USA, Jan. 2002, vol. 4639, pp. 1–15.
- [10] R. Lange, B. Smutny, B. Wandernoth, R. Czichy, and D. Giggenbach, "142 km, 5.625 Gb/s free-space optical link based on homodyne BPSK modulation," in *Proc. SPIE, Free-Space Laser Commun. Technol. XVIII*, 2006, vol. 6105, p. 61050A.
- [11] B. Smutny *et al.*, "5.6 Gbps optical intersatellite communication link," in *Proc. SPIE, Free-Space Laser Commun. Technol. XVIII*, Feb. 2009, vol. 7199, p. 719906.
- [12] N. Karafolas and S. Baroni, "Optical satellite networks," *J. Lightw. Technol.*, vol. 18, no. 12, pp. 1792–1806, Dec. 2000.
- [13] ESA, European Data Relay System (EDRS), Frascati, Italy. [Online]. Available: [http://www.esa.int/Our\\_Activities/Telecommunications\\_Integrated\\_Applications/EDRS](http://www.esa.int/Our_Activities/Telecommunications_Integrated_Applications/EDRS)
- [14] H. Hemmati, *Deep Space Optical Communications*. Hoboken, NJ, USA: Wiley-Interscience, 2006.
- [15] Goddard Space Flight Center, NASA, Laser Comm: That's a Bright Idea, Greenbelt, MD, USA. [Online]. Available: <http://svs.gsfc.nasa.gov/vis/a010000/a011000/a011036/>
- [16] Infrared Data Association (IrDA), Walnut Creek, CA, USA. [Online]. Available: <http://www.irda.org/>
- [17] D. Killinger, "Free space optics for laser communication through the air," *Opt. Photon. News*, vol. 13, no. 10, pp. 36–42, Oct. 2002.
- [18] Y. Tanaka, T. Komine, S. Haruyama, and M. Nakagawa, "Indoor visible light data transmission system utilizing white LED light," *IEICE Trans. Commun.*, vol. E86-B, no. 8, pp. 2440–2454, Aug. 2003.
- [19] T. Komine and M. Nakagawa, "Fundamental analysis for visible-light communication system using LED lightings," *IEEE Trans. Consum. Electron.*, vol. 50, no. 1, pp. 100–107, Feb. 2004.
- [20] J. Grubor, S. Randel, K.-D. D. Langer, and J. Walewski, "Broadband information broadcasting using LED-based interior lighting," *J. Lightw. Technol.*, vol. 26, no. 24, pp. 3883–3892, Dec. 2008.
- [21] H. L. Minh *et al.*, "A 1.25 Gbit/s indoor optical wireless demonstrator," *IEEE Photon. Technol. Lett.*, vol. 22, no. 21, pp. 1598–1600, Nov. 2010.
- [22] H. Elgala, R. Mesleh, and H. Haas, "Indoor optical wireless communication: Potential and state-of-the-art," *IEEE Commun. Mag.*, vol. 49, no. 9, pp. 56–62, Sep. 2011.
- [23] D. K. Borah, A. C. Boucouvalas, C. C. Davis, S. Hranilovic, and K. Yiannopoulos, "A review of communication-oriented optical wireless systems," *EURASIP J. Wireless Commun. Netw.*, vol. 2012, no. 1, pp. 91:1–91:28, Mar. 2012.
- [24] GBI Research, "Visible Light Communication (VLC)—A potential solution to the global wireless spectrum shortage," Bucks, U.K., 2011. [Online]. Available: [http://www.gbiresearch.com/Report.aspx?ID=Visible-Light-Communication-\(VLC\)-A-Potential-Solution-to-the-Global-Wireless-Spectrum-Shortage&ReportType=Industry\\_Report](http://www.gbiresearch.com/Report.aspx?ID=Visible-Light-Communication-(VLC)-A-Potential-Solution-to-the-Global-Wireless-Spectrum-Shortage&ReportType=Industry_Report)
- [25] MarketsandMarkets, "Global Visible Light Communication (VLC)/Li-Fi Technology & Free Space Optics (FSO) Market (2013–2018)," Dallas, TX, USA, 2013. [Online]. Available: <http://www.marketsandmarkets.com/PressReleases/visible-light-communication.asp>
- [26] M. R. Feldman, S. C. Esener, C. C. Guest, and S. H. Lee, "Comparison between electrical and optical interconnect based on power and speed consideration," *Appl. Opt.*, vol. 27, no. 9, pp. 1742–1751, Sep. 1998.
- [27] D. A. B. Miller, "Rationale and challenges for optical interconnects to electronic chips," *Proc. IEEE*, vol. 88, no. 6, pp. 728–749, Jun. 2000.
- [28] C. Kachris and I. Tomkos, "A survey on optical interconnects for data centers," *IEEE Commun. Surveys Tuts.*, vol. 14, no. 4, pp. 1021–1036, Oct. 2012.
- [29] M. A. Taubenblatt, "Optical interconnects for high-performance computing," *J. Lightw. Technol.*, vol. 30, no. 4, pp. 448–457, Feb. 2012.
- [30] *IEEE Standard for Local and Metropolitan Area Networks. Part 15.7: Short-Range Wireless Optical Communication Using Visible Light*, IEEE Std 802.15.7-2011, Sep. 2011.
- [31] F. Hanson and S. Radic, "High bandwidth underwater optical communication," *Appl. Opt.*, vol. 47, no. 2, pp. 277–283, Jan. 2008.
- [32] C. Gabriel, M. A. Khalighi, S. Bourennane, P. Léon, and V. Rigaud, "Monte-Carlo-based channel characterization for underwater optical communication systems," *IEEE/OSA J. Opt. Commun. Netw.*, vol. 5, no. 1, pp. 1–12, Jan. 2013.
- [33] F. R. Gfeller and U. Bapst, "Wireless in-house data communication via diffuse infrared radiation," *Proc. IEEE*, vol. 67, no. 11, pp. 1474–1486, Nov. 1979.
- [34] J. M. Kahn and J. R. Barry, "Wireless infrared communications," *Proc. IEEE*, vol. 85, no. 2, pp. 265–298, Feb. 1997.
- [35] M. K. Sichitiu and M. Kihl, "Inter-vehicle communication systems: A survey," *IEEE Commun. Surveys Tuts.*, vol. 10, no. 2, pp. 88–105, Jul. 2008.
- [36] S. Lee, J. K. Kwon, S.-Y. Jung, and Y.-H. Kwon, "Evaluation of visible light communication channel delay profiles for automotive applications," *EURASIP J. Wireless Commun. Netw.*, vol. 2012, no. 1, pp. 370:1–370:8, Dec. 2012.
- [37] V. W. S. Chan, "Optical satellite networks," *J. Lightw. Technol.*, vol. 21, no. 11, pp. 2811–2827, Nov. 2003.

- [38] D. Rodewald, "MRV introduces industry's first 10G ethernet wireless point-to-point system," MRV Communications, Inc., Chatsworth, CA, USA, 2008.
- [39] M.-C. Jeung *et al.*, "8 × 10-Gb/s terrestrial optical free-space transmission over 3.4 km using an optical repeater," *IEEE Photon. Technol. Lett.*, vol. 15, no. 1, pp. 171–173, Jan. 2003.
- [40] E. Ciaramella *et al.*, "1.28-Tb/s (32 × 40 Gb/s) free-space optical WDM transmission system," *IEEE Photon. Technol. Lett.*, vol. 21, no. 16, pp. 1121–1123, Aug. 2009.
- [41] W. Miniscalco and S. A. Lane, "Optical space-time division multiple access," *J. Lightw. Technol.*, vol. 30, no. 11, pp. 1771–1785, Nov. 2012.
- [42] K. Su, L. Moeller, R. B. Barat, and J. F. Federici, "Experimental comparison of performance degradation from terahertz and infrared wireless links in fog," *J. Opt. Soc. Amer. A, Opt. Image Sci.*, vol. 29, no. 2, pp. 179–184, Feb. 2012.
- [43] S. Zhang *et al.*, "1.5 Gbit/s multi-channel visible light communications using CMOS-controlled GaN-based LEDs," *J. Lightw. Technol.*, vol. 31, no. 8, pp. 1211–1216, Aug. 2013.
- [44] V. W. S. Chan, "Free-space optical communications," *J. Lightw. Technol.*, vol. 24, no. 12, pp. 4750–4762, Dec. 2006.
- [45] H. A. Willebrand and B. S. Ghuman, "Fiber optics without fiber," *IEEE Spectr.*, vol. 40, no. 8, pp. 41–45, Aug. 2001.
- [46] E. Leitgeb *et al.*, "Current optical technologies for wireless access," in *Proc. Int. ConTEL*, Zagreb, Croatia, Jun. 2009, pp. 7–17.
- [47] D. Kedar and S. Arnon, "Urban optical wireless communication networks: The main challenges and possible solutions," *IEEE Commun. Mag.*, vol. 42, no. 5, pp. 2–7, May 2004.
- [48] S. Bloom, E. Korevaar, J. Schuster, and H. Willebrand, "Understanding the performance of free-space optics," *J. Opt. Netw.*, vol. 2, no. 6, pp. 178–200, Jun. 2003.
- [49] A. K. Majumdar and J. C. Ricklin, *Free-Space Laser Communications: Principles and Advances*. New York, NY, USA: Springer-Verlag, Dec. 2010.
- [50] H. Yuksel, S. Milner, and C. C. Davis, "Aperture averaging for optimizing receiver design and system performance on free-space optical communication links," *J. Opt. Netw.*, vol. 4, no. 8, pp. 462–475, Aug. 2005.
- [51] L. C. Andrews and R. L. Phillips, *Laser Beam Propagation Through Random Media*, 2nd ed. Bellingham, WA, USA: SPIE, 2005.
- [52] F. Dios, J. A. Rubio, A. Rodríguez, and A. Comerón, "Scintillation and beam-wander analysis in an optical ground station-satellite uplink," *Appl. Opt.*, vol. 43, no. 19, pp. 3866–3872, Jul. 2004.
- [53] C. Z. Çil, Y. Baykal, H. T. Eyyuboğlu, and Y. Cai, "Beam wander characteristics of cos and cosh-Gaussian beams," *Appl. Phys. B*, vol. 95, no. 4, pp. 763–771, Jun. 2009.
- [54] Y. Ren, A. Dang, B. Luo, and H. Guo, "Capacities for long-distance free-space optical links under beam wander effects," *IEEE Photon. Technol. Lett.*, vol. 22, no. 14, pp. 1069–1071, Jul. 2010.
- [55] H. T. Eyyuboğlu, Y. Baykal, C. Z. Çil, O. Korotkova, and Y. Cai, "Beam wander characteristics of flat-topped, dark hollow, cos and cosh-Gaussian,  $J_0$ - and  $I_0$ -Bessel Gaussian beams propagating in turbulent atmosphere: A review," in *Proc. SPIE, Atmos. Ocean. Propag. Electromagn. Waves IV*, San Francisco, CA, USA, Feb. 2010, pp. 75880N-1–75880N-9.
- [56] S. Arnon, "Effects of atmospheric turbulence and building sway on optical wireless communication systems," *Opt. Lett.*, vol. 28, no. 2, pp. 129–131, Jan. 2003.
- [57] A. A. Farid and S. Hranilovic, "Outage capacity optimization for free-space optical links with pointing errors," *J. Lightw. Technol.*, vol. 25, no. 7, pp. 1702–1710, Jul. 2007.
- [58] D. Kedar and S. Arnon, "Optical wireless communication through fog in the presence of pointing errors," *Appl. Opt.*, vol. 42, no. 24, pp. 4946–4954, Aug. 2003.
- [59] J. C. Ricklin and F. M. Davidson, "Atmospheric turbulence effects on a partially coherent Gaussian beam: Implications for free-space laser communication," *J. Opt. Soc. Amer. A, Opt. Image Sci.*, vol. 19, no. 9, pp. 1794–1802, Sep. 2002.
- [60] J. C. Ricklin and F. M. Davidson, "Atmospheric optical communication with a Gaussian Schell beam," *J. Opt. Soc. Amer. A, Opt. Image Sci.*, vol. 20, no. 5, pp. 856–866, May 2003.
- [61] I. E. Lee, Z. Ghassemlooy, W. P. Ng, and M. A. Khalighi, "Joint optimization of a partially coherent Gaussian beam for free-space optical communication over turbulent channels with pointing errors," *Opt. Lett.*, vol. 38, no. 3, pp. 350–352, Feb. 2013.
- [62] H. G. Sandalidis, "Optimization models for misalignment fading mitigation in optical wireless links," *IEEE Commun. Lett.*, vol. 12, no. 5, pp. 395–397, May 2008.
- [63] X. Liu, "Free-space optics optimization models for building sway and atmospheric interference using variable wavelength," *IEEE Trans. Commun.*, vol. 57, no. 2, pp. 492–498, Feb. 2009.
- [64] S. Arnon, "Optimization of urban optical wireless communication systems," *IEEE Trans. Wireless Commun.*, vol. 2, no. 4, pp. 626–629, Jul. 2003.
- [65] D. K. Borah and D. G. Voelz, "Pointing error effects on free-space optical communication links in the presence of atmospheric turbulence," *J. Lightw. Technol.*, vol. 27, no. 18, pp. 3965–3973, Sep. 2009.
- [66] H. G. Sandalidis, T. A. Tsiftsis, G. K. Karagiannidis, and M. Uysal, "BER performance of FSO links over strong atmospheric turbulence channels with pointing errors," *IEEE Commun. Lett.*, vol. 12, no. 1, pp. 44–46, Jan. 2008.
- [67] H. G. Sandalidis, T. A. Tsiftsis, and G. K. Karagiannidis, "Optical wireless communications with heterodyne detection over turbulence channels with pointing errors," *J. Lightw. Technol.*, vol. 27, no. 20, pp. 4440–4445, Oct. 2009.
- [68] H. G. Sandalidis, "Coded free-space optical links over strong turbulence and misalignment fading channels," *IEEE Trans. Commun.*, vol. 59, no. 3, pp. 669–674, Mar. 2011.
- [69] A. A. Farid and S. Hranilovic, "Outage capacity for MISO intensity-modulated free-space optical links with misalignment," *IEEE/OSA J. Opt. Commun. Netw.*, vol. 3, no. 10, pp. 780–789, Oct. 2011.
- [70] A. García-Zambrana, C. Castillo-Vázquez, and B. Castillo-Vázquez, "Outage performance of MIMO FSO links over strong turbulence and misalignment fading channels," *Opt. Exp.*, vol. 19, no. 14, pp. 13 480–13 496, Jul. 2011.
- [71] A. García-Zambrana, B. Castillo-Vázquez, and C. Castillo-Vázquez, "Asymptotic error-rate analysis of FSO links using transmit laser selection over gamma-gamma atmospheric turbulence channels with pointing errors," *Opt. Exp.*, vol. 20, no. 3, pp. 2096–2109, Jan. 2012.
- [72] A. García-Zambrana, C. Castillo-Vázquez, B. Castillo-Vázquez, and R. Boluda-Ruiz, "Bit detect and forward relaying for FSO links using equal gain combining over gamma-gamma atmospheric turbulence channels with pointing errors," *Opt. Exp.*, vol. 20, no. 15, pp. 16 394–16 409, Jul. 2012.
- [73] E. J. McCartney, *Optics of the Atmosphere*. Hoboken, NJ, USA: Wiley, 1976.
- [74] H. Willebrand and B. S. Ghuman, *Free Space Optics: Enabling Optical Connectivity in Today's Networks*. Indianapolis, IN, USA: Sams, 2001.
- [75] D. C. O'Brien, S. Quasem, S. Zikic, and G. E. Faulkner, "Multiple input multiple output systems for optical wireless: Challenges and possibilities," in *Proc. SPIE, Free-Space Laser Commun. VI*, San Diego, CA, USA, Aug. 2006, vol. 6304, p. 630 416.
- [76] Z. Ghassemlooy, W. Popoola, and S. Rajbhandari, *Optical Wireless Communications: System and Channel Modelling with MATLAB*. Boca Raton, FL, USA: CRC Press, 2013.
- [77] S. S. Muhammad, B. Flecker, E. Leitgeb, and M. Gebhart, "Characterization of fog attenuation in terrestrial free space optical links," *Opt. Eng.*, vol. 46, no. 6, pp. 066001-1–066001-10, Jun. 2007.
- [78] D. Atlas, "Shorter contribution optical extinction by rainfall," *J. Meteorol.*, vol. 10, no. 6, pp. 486–488, Dec. 1953.
- [79] H. W. O'Brien, "Visibility and light attenuation in falling snow," *J. Appl. Meteorol.*, vol. 9, no. 4, pp. 671–683, Aug. 1970.
- [80] I. I. Kim, B. McArthur, and E. Korevaar, "Comparison of laser beam propagation at 785 nm and 1550 nm in fog and haze for optical wireless communications," in *Proc. SPIE, Opt. Wireless Commun. III*, Boston, MA, USA, Nov. 2001, vol. 4214, pp. 26–37.
- [81] U. Ketprom, S. Jaruwatanadilok, Y. Kuga, A. Ishimaru, and J. A. Ritcey, "Channel modeling for optical wireless communication through dense fog," *J. Opt. Netw.*, vol. 4, no. 6, pp. 291–299, Jun. 2005.
- [82] M. Grabner and V. Kvicera, "The wavelength dependent model of extinction in fog and haze for free space optical communication," *Opt. Exp.*, vol. 19, no. 4, pp. 3379–3386, Feb. 2011.
- [83] J. G. Proakis and M. Salehi, *Digital Communications*, 5th ed. New York, NY, USA: McGraw-Hill, 2007.
- [84] Z. Ghassemlooy, W. P. Popoola, V. Ahmadi, and E. Leitgeb, "MIMO free-space optical communication employing subcarrier intensity modulation in atmospheric turbulence channels," in *Communications Infrastructure, Systems and Applications in Europe*, vol. 16. Berlin, Germany: Springer-Verlag, 2009, pt. 2, pp. 1867–8211.
- [85] M. Aharonovich and S. Arnon, "Performance improvement of optical wireless communication through fog with a decision feedback equalizer," *J. Opt. Soc. Amer. A, Opt. Image Sci.*, vol. 22, no. 8, pp. 1646–1654, Aug. 2005.

- [86] M. Grabner and V. Kvicera, "Multiple scattering in rain and fog on free-space optical links," *J. Lightw. Technol.*, vol. 32, no. 3, pp. 513–520, Feb. 2014.
- [87] L. C. Andrews, R. L. Phillips, C. Y. Hopen, and M. A. Al-Habash, "Theory of optical scintillation," *J. Opt. Soc. Amer. A, Opt. Image Sci.*, vol. 16, no. 6, pp. 1417–1429, Jun. 1999.
- [88] L. C. Andrews, R. L. Phillips, and C. Y. Hopen, *Laser Beam Scintillation with Applications*. Bellingham, WA, USA: SPIE, 2001.
- [89] S. Bendersky, N. S. Kopeika, and N. Blaunstein, "Atmospheric optical turbulence over land in middle east coastal environments: Prediction modeling and measurements," *Appl. Opt.*, vol. 43, no. 20, pp. 4070–4079, Jul. 2004.
- [90] V. I. Tatarskii and V. U. Zavorotnyi, "Wave propagation in random media with fluctuating turbulent parameters," *J. Opt. Soc. Amer. A, Opt. Image Sci.*, vol. 2, no. 12, pp. 2069–2076, Dec. 1985.
- [91] L. C. Andrews, R. L. Phillips, and C. Y. Hopen, "Aperture averaging of optical scintillations: Power fluctuations and the temporal spectrum," *Waves Random Media*, vol. 10, no. 1, pp. 53–70, Jan. 2000.
- [92] M. A. Khalighi, N. Schwartz, N. Aitamer, and S. Bourennane, "Fading reduction by aperture averaging and spatial diversity in optical wireless systems," *IEEE/OSA J. Opt. Commun. Netw.*, vol. 1, no. 6, pp. 580–593, Nov. 2009.
- [93] A. Consortini, E. Cochetti, J. H. Churnside, and R. J. Hill, "Inner-scale effect on irradiance variance measured for weak-to-strong atmospheric scintillation," *J. Opt. Soc. Amer. A, Opt. Image Sci.*, vol. 10, no. 11, pp. 2354–2362, Nov. 1993.
- [94] J. M. Martin and S. M. Flatté, "Intensity images and statistics from numerical simulation of wave propagation in 3-D random media," *Appl. Opt.*, vol. 27, no. 11, pp. 2111–2126, Jun. 1988.
- [95] J. H. Churnside, "Aperture averaging of optical scintillations in the turbulent atmosphere," *Appl. Opt.*, vol. 30, no. 15, pp. 1982–1994, May 1991.
- [96] D. L. Hutt, "Modeling and measurements of atmospheric optical turbulence over land," *Opt. Eng.*, vol. 38, no. 8, pp. 1288–1295, Aug. 1999.
- [97] D. H. Tofsted, S. G. O'Brien, and G. T. Vaucher, "An atmospheric turbulence profile model for use in army wargaming applications I," Army Res. Lab., White Sands Missile Range, NM, USA, Tech. Rep. ARL-TR-3748, Feb. 2006.
- [98] H. Henniger and O. Wilfert, "An introduction to free-space optical communications," *Radio Eng.*, vol. 19, no. 2, pp. 203–212, Jun. 2010.
- [99] D. Sadot and N. S. Kopeika, "Forecasting optical turbulence strength on the basis of macroscale meteorology and aerosols: Models and validation," *Opt. Eng.*, vol. 31, no. 2, pp. 200–212, Feb. 1992.
- [100] W. Zhang, S. Hranilovic, and C. Shi, "Soft-switching hybrid FSO/RF links using short-length raptor codes: Design and implementation," *IEEE J. Sel. Areas Commun.*, vol. 27, no. 9, pp. 1698–1708, Dec. 2009.
- [101] V. I. Tatarskii, *Wave Propagation in a Turbulent Medium*. New York, NY, USA: Dover, 1968.
- [102] A. M. Obukhov, "Effect of weak inhomogeneities in the atmosphere on sound and light propagation," *Izv. Akad. Nauk SSSR Ser. GeoFiz.*, vol. 2, pp. 155–165, 1953.
- [103] X. M. Zhu and J. M. Kahn, "Free-space optical communication through atmospheric turbulence channels," *IEEE Trans. Commun.*, vol. 50, no. 8, pp. 1293–1300, Aug. 2002.
- [104] S. G. Wilson, M. Brandt-Pearce, Q. L. Cao, and M. Baedke, "Optical repetition MIMO transmission with multipulse PPM," *IEEE J. Sel. Areas Commun.*, vol. 23, no. 9, pp. 1901–1910, Sep. 2005.
- [105] M. L. B. Riediger, R. Schober, and L. Lampe, "Fast multiple-symbol detection for free-space optical communications," *IEEE Trans. Commun.*, vol. 57, no. 4, pp. 1119–1128, Apr. 2009.
- [106] J. W. Goodman, *Statistical Optics*. New York, NY, USA: Wiley-Interscience, 1985.
- [107] M. E. Gracheva and A. S. Gurvich, "Strong fluctuations in the intensity of light propagated through the atmosphere close to the earth," *Radiophys. Quantum Electron.*, vol. 8, no. 4, pp. 511–515, Jul. 1965.
- [108] J. H. Churnside and R. G. Frehlich, "Experimental evaluation of log-normally modulated Rician and IK models of optical scintillation in the atmosphere," *J. Opt. Soc. Amer. A, Opt. Image Sci.*, vol. 6, no. 11, pp. 1760–1766, Nov. 1989.
- [109] R. J. Hill and R. G. Frehlich, "Probability distribution of irradiance for the onset of strong scintillation," *J. Opt. Soc. Amer. A, Opt. Image Sci.*, vol. 14, no. 7, pp. 1530–1540, Jul. 1997.
- [110] M. A. Al-Habash, L. C. Andrews, and R. L. Phillips, "Mathematical model for the irradiance probability density function of a laser beam propagating through turbulent media," *Opt. Eng.*, vol. 40, no. 8, pp. 1554–1562, Aug. 2001.
- [111] S. G. Wilson, M. Brandt-Pearce, Q. Cao, and J. H. Leveque, "Free-space optical MIMO transmission with Q-ary PPM," *IEEE Trans. Commun.*, vol. 53, no. 8, pp. 1402–1412, Aug. 2005.
- [112] M. B. Riediger, R. Schober, and L. Lampe, "Multiple-symbol detection for photon-counting MIMO free-space optical communications," *IEEE Trans. Wireless Commun.*, vol. 7, no. 12, pp. 5369–5379, Dec. 2008.
- [113] N. Letzepis and A. G. i Fabregas, "Outage probability of the Gaussian MIMO free-space optical channel with PPM," *IEEE Trans. Commun.*, vol. 57, no. 12, pp. 3682–3690, Dec. 2009.
- [114] R. S. Lawrence and J. W. Strohbehn, "A survey of clear-air propagation effects relevant to optical communications," *Proc. IEEE*, vol. 58, no. 10, pp. 1523–1545, Oct. 1970.
- [115] J. L. Barrett and P. A. Budni, "Laser beam propagation through strong turbulence," *J. Appl. Phys.*, vol. 71, no. 3, pp. 1124–1127, Feb. 1992.
- [116] E. Jakeman and P. Pusey, "Significance of K distributions in scattering experiments," *Phys. Rev. Lett.*, vol. 40, no. 9, pp. 546–550, Feb. 1978.
- [117] L. C. Andrews and R. L. Phillips, "I-K distribution as a universal propagation model of laser beams in atmospheric turbulence," *J. Opt. Soc. Amer. A, Opt. Image Sci.*, vol. 2, no. 2, pp. 160–163, Feb. 1985.
- [118] L. C. Andrews and R. L. Phillips, "Mathematical genesis of the I-K distribution for random optical fields," *J. Opt. Soc. Amer. A, Opt. Image Sci.*, vol. 3, no. 11, pp. 1912–1919, Nov. 1986.
- [119] J. H. Churnside and R. J. Hill, "Probability density of irradiance scintillations for strong path-integrated refractive turbulence," *J. Opt. Soc. Amer. A, Opt. Image Sci.*, vol. 4, no. 4, pp. 727–733, Apr. 1987.
- [120] R. Barrios and F. Dios, "Exponentiated Weibull distribution family under aperture averaging for Gaussian beam waves," *Opt. Exp.*, vol. 20, no. 12, pp. 13 055–13 064, Jun. 2012.
- [121] N. Letzepis and A. G. i Fabregas, "Outage probability of the free-space optical channel with doubly stochastic scintillation," *IEEE Trans. Commun.*, vol. 57, no. 10, pp. 2899–2902, Oct. 2009.
- [122] N. D. Chatzidiamantis, H. G. Sandalidis, G. K. Karagiannidis, S. A. Kotsopoulos, and M. Matthaiou, "New results on turbulence modeling for free-space optical systems," in *Proc. IEEE ICT*, Doha, Qatar, Apr. 2010, pp. 487–492.
- [123] A. Jurado-Navas, J. M. Garrido-Balsells, J. F. Paris, and A. Puerta-Notario, "A unifying statistical model for atmospheric optical scintillation," in *Numerical Simulations of Physical and Engineering Processes*. Rijeka, Croatia: InTech, Sep. 2011, pp. 181–206.
- [124] A. Jurado-Navas, J. M. Garrido-Balsells, J. F. Paris, and A. Puerta-Notario, "General analytical expressions for the bit error rate of atmospheric optical communication systems," *Opt. Lett.*, vol. 36, no. 20, pp. 4095–4097, Oct. 2011.
- [125] M. A. Kashani, M. Uysal, and M. Kavehrad, "A novel statistical model of turbulence-induced fading for free space optical systems, invited paper," presented at the International Conference Transparent Optical Networks, Cartagena, Spain, Jun. 2013.
- [126] S. A. Arpali, H. T. Eyyuboğlu, and Y. Baykal, "Bit error rates for general beams," *Appl. Opt.*, vol. 47, no. 32, pp. 5971–5975, Nov. 2008.
- [127] Y. Baykal, "Formulation of correlations for general-type beams in atmospheric turbulence," *J. Opt. Soc. Amer. A, Opt. Image Sci.*, vol. 23, no. 4, pp. 889–893, Apr. 2006.
- [128] C. Kamacoğlu and Y. Baykal, "Generalized expression for optical source fields," *Opt. Laser Technol.*, vol. 44, no. 6, pp. 1706–1712, Sep. 2012.
- [129] H. Gerçekcioğlu, Y. Baykal, and C. Nakiboğlu, "Annular beam scintillations in strong turbulence," *J. Opt. Soc. Amer. A, Opt. Image Sci.*, vol. 27, no. 8, pp. 1834–1839, Aug. 2010.
- [130] Y. Baykal and H. T. Eyyuboğlu, "Scintillation index of flat-topped Gaussian beams," *Appl. Opt.*, vol. 45, no. 16, pp. 3793–3797, Jun. 2006.
- [131] Y. Baykal, H. T. Eyyuboğlu, and Y. Cai, "Scintillations of partially coherent multiple Gaussian beams in turbulence," *Appl. Opt.*, vol. 48, no. 10, pp. 1943–1954, Apr. 2009.
- [132] R. M. Gagliardi and S. Karp, *Optical Communications*, 2nd ed. Hoboken, NJ, USA: Wiley, 1995.
- [133] M. A. Khalighi, F. Xu, Y. Jaafar, and S. Bourennane, "Double-laser differential signaling for reducing the effect of background radiation in free-space optical systems," *IEEE/OSA J. Opt. Commun. Netw.*, vol. 3, no. 2, pp. 145–154, Feb. 2011.
- [134] D. Rollins *et al.*, "Background light environment for free-space optical terrestrial communications links," in *Proc. SPIE, Opt. Wireless Commun. V*, Dec. 2002, vol. 4873, pp. 99–110.
- [135] V. G. Sidorovich, "Solar background effects in wireless optical communications," in *Proc. SPIE, Opt. Wireless Commun. V*, Dec. 2002, vol. 4873, pp. 133–142.
- [136] W. R. Leeb, "Degradation of signal to noise ratio in optical free space data links due to background illumination," *Appl. Opt.*, vol. 28, no. 16, pp. 3443–3449, Aug. 1989.

- [137] E. J. Lee and V. W. Chan, "Part I: Optical communication over the clear turbulent atmospheric channel using diversity," *IEEE J. Sel. Areas Commun.*, vol. 22, no. 9, pp. 1896–1906, Nov. 2004.
- [138] B. E. A. Saleh and M. C. Teich, *Fundamentals of Photonics*. Hoboken, NJ, USA: Wiley, 1991.
- [139] F. Xu, M. A. Khalighi, and S. Bourennane, "Impact of different noise sources on the performance of PIN- and APD-based FSO receivers," in *Proc. Int. ConTEL*, Graz, Austria, Jun. 2011, pp. 211–218.
- [140] A Comparison of FSO Wavelength System Designs, LightPointe White Paper, 2002. [Online]. Available: <http://www.lightpointe.com/support/whitepapers.html>
- [141] H. Manor and S. Arnon, "Performance of an optical wireless communication system as a function of wavelength," *Appl. Opt.*, vol. 42, no. 21, pp. 4285–4294, Jul. 2003.
- [142] Z. Xu and B. M. Sadler, "Ultraviolet communications: Potential and state-of-the-art," *IEEE Commun. Mag.*, vol. 46, no. 5, pp. 67–73, May 2008.
- [143] Plaintree Systems Inc., Free Space Optics, Point-to-Point Wireless Connectivity, Annprior, ON, Canada. [Online]. Available: <http://freespaceoptics.ca/about.html>
- [144] G. Clark, H. Willebrandt, and B. Willson, Free Space Optical Laser Safety, LightPointe White Paper. [Online]. Available: <http://www.lightpointe.com/support/whitepapers.html>
- [145] D. O'Brien *et al.*, "High-speed optical wireless demonstrators: Conclusions and future directions," *J. Lightw. Technol.*, vol. 30, no. 13, pp. 2181–2187, Jul. 2012.
- [146] N. D. Chatzidiamantis, G. K. Karagiannidis, and M. Uysal, "Generalized maximum-likelihood sequence detection for photon-counting free space optical systems," *IEEE Trans. Commun.*, vol. 58, no. 12, pp. 3381–3385, Dec. 2010.
- [147] N. D. Chatzidiamantis, H. G. Sandalidis, G. K. Karagiannidis, and M. Matthaiou, "Inverse Gaussian modeling of turbulence-induced fading in free-space optical systems," *J. Lightw. Technol.*, vol. 29, no. 10, pp. 1590–1596, Oct. 2011.
- [148] M. Niu, J. Cheng, and J. F. Holzman, "MIMO architecture for coherent optical wireless communication: System design and performance," *IEEE/OSA J. Opt. Commun. Netw.*, vol. 5, no. 5, pp. 411–420, May 2013.
- [149] G. Li, "Recent advances in coherent optical communication," *Adv. Opt. Photon.*, vol. 1, no. 2, pp. 279–307, Apr. 2009.
- [150] A. Belmonte and J. M. Kahn, "Performance of synchronous optical receivers using atmospheric compensation techniques," *Opt. Exp.*, vol. 16, no. 18, pp. 14 151–14 162, Sep. 2008.
- [151] S. Dolinar, D. Divsalar, J. Hamkins, and F. Pollara, "Capacity of Pulse-Position Modulation (PPM) on Gaussian and Webb channels," Jet Propulsion Lab., Pasadena, CA, USA, TMO Progr. Rep. 42–142, Aug. 2000.
- [152] N. Cvijetic, S. G. Wilson, and M. Brandt-Pearce, "Performance bounds for free-space optical MIMO systems with APD receivers in atmospheric turbulence," *IEEE J. Sel. Areas Commun.*, vol. 26, no. 3, pp. 3–12, Apr. 2008.
- [153] S. B. Alexander, *Optical Communication Receiver Design*. Bellingham, WA, USA: SPIE, 1997.
- [154] Telescope Product Series, MRV website. [Online]. Available: <http://www.mrv.com>
- [155] K. Kiasaleh, "Performance of APD-based, PPM free-space optical communication systems in atmospheric turbulence," *IEEE Trans. Commun.*, vol. 53, no. 9, pp. 1455–1461, Sep. 2005.
- [156] M. Razavi and J. H. Shapiro, "Wireless optical communications via diversity reception and optical preamplification," *IEEE Trans. Wireless Commun.*, vol. 4, no. 3, pp. 975–983, May 2005.
- [157] A. O. Aladeloba, A. J. Phillips, and M. S. Wolfson, "Improved bit error rate evaluation for optically pre-amplified free-space optical communication systems in turbulent atmosphere," *IET Optoelectron.*, vol. 6, no. 1, pp. 26–33, Feb. 2012.
- [158] M. Abtahi, P. Lemieux, W. Mathlouthi, and L. A. Rusch, "Suppression of turbulence-induced scintillation in free-space optical communication systems using saturated optical amplifiers," *J. Lightw. Technol.*, vol. 24, no. 12, pp. 4966–4973, Dec. 2006.
- [159] C. C. Davis, *Lasers and Electro-Optics: Fundamentals and Engineering*. Cambridge, U.K.: Cambridge Univ. Press, 1996.
- [160] R. McIntyre, "The distribution of gains in uniformly multiplying avalanche photodiodes: Theory," *IEEE Trans. Electron Devices*, vol. ED-19, no. 6, pp. 703–713, Jun. 1972.
- [161] J. Conradi, "The distribution of gains in uniformly multiplying avalanche photodiodes: Experimental," *IEEE Trans. Electron Devices*, vol. ED-19, no. 6, pp. 713–718, Jun. 1972.
- [162] F. M. Davidson and X. Sun, "Gaussian approximation versus nearly exact performance analysis of optical communication systems with PPM signaling and APD receivers," *IEEE Trans. Commun.*, vol. 36, no. 11, pp. 1185–1192, Nov. 1988.
- [163] X. Zhu and J. M. Kahn, "Markov chain model in maximum-likelihood sequence detection for free-space optical turbulence channels," *IEEE Trans. Commun.*, vol. 51, no. 3, pp. 509–516, Mar. 2003.
- [164] M. Uysal, J. Li, and M. Yu, "Error rate performance analysis of coded Free-Space Optical links over Gamma-Gamma atmospheric turbulence channels," *IEEE Trans. Wireless Commun.*, vol. 5, no. 6, pp. 1226–1233, Jun. 2006.
- [165] E. Bayaki, R. Schober, and R. Mallik, "Performance analysis of MIMO free-space optical systems in Gamma-Gamma fading," *IEEE Trans. Commun.*, vol. 57, no. 11, pp. 3415–3424, Nov. 2009.
- [166] C. E. Shannon, "Communication in the presence of noise," *Proc. IRE*, vol. 37, no. 1, pp. 10–21, Jan. 1949.
- [167] J. P. Gordon, "Quantum effects in communication systems," *Proc. IRE*, vol. 50, no. 9, pp. 1898–1908, Sep. 1962.
- [168] J. R. Pierce, "Optical channels: Practical limits with photon counting," *IEEE Trans. Commun.*, vol. COM-6, no. 12, pp. 1819–1821, Dec. 1978.
- [169] R. J. McEliece, "Practical codes for photon communication," *IEEE Trans. Inf. Theory*, vol. IT-27, no. 4, pp. 393–398, Jul. 1981.
- [170] C. N. Georghiadis, "Modulation and coding for throughput-efficient optical systems," *IEEE Trans. Inf. Theory*, vol. 40, no. 5, pp. 1313–1326, Sep. 1994.
- [171] M. H. A. Davis, "Capacity and cutoff rate for Poisson-type channels," *IEEE Trans. Inf. Theory*, vol. IT-26, no. 6, pp. 710–715, Nov. 1980.
- [172] A. D. Wyner, "Capacity and error exponent for the direct detection photon channel-Part II," *IEEE Trans. Inf. Theory*, vol. 34, no. 6, pp. 1462–1471, Nov. 1988.
- [173] B. Moision and J. Hamkins, "Deep-space optical communications down-link budget: Modulation and coding," Jet Propulsion Lab., Pasadena, CA, USA, IPN Progr. Rep. 42–154, Aug. 2003.
- [174] S. Shamaï (Shitz), "Capacity of a pulse amplitude modulated direct detection photon channel," *Proc. Inst. Elect. Eng. I—Commun., Speech Vis.*, vol. 137, no. 6, pp. 424–430, Dec. 1990.
- [175] T. H. Chan, S. Hranilovic, and F. R. Kschischang, "Capacity-achieving probability measure for conditional Gaussian channels with bounded inputs," *IEEE Trans. Inf. Theory*, vol. 51, no. 6, pp. 2073–2088, Jun. 2005.
- [176] E. M. Biglieri, J. Proakis, and S. Shamaï (Shitz), "Fading channels: Information-theoretic and communications aspects," *IEEE Trans. Inf. Theory*, vol. 44, no. 6, pp. 2619–2692, Oct. 1998.
- [177] M. A. Khalighi, K. Raoof, and G. Jourdain, "Capacity of wireless communication systems employing antenna arrays, a tutorial study," *Wireless Pers. Commun.*, vol. 23, no. 3, pp. 321–352, Dec. 2002.
- [178] J. A. Anguita, I. B. Djordjevic, M. A. Neifeld, and B. V. Vasic, "Shannon capacities and error-correction codes for optical atmospheric turbulent channels," *J. Opt. Netw.*, vol. 4, no. 9, pp. 586–601, Sep. 2005.
- [179] K. P. Peppas, A. N. Stassinakis, G. K. Topalis, H. E. Nistazakis, and G. S. Tombras, "Average capacity of optical wireless communication systems over I-K atmospheric turbulence channels," *IEEE/OSA J. Opt. Commun. Netw.*, vol. 4, no. 12, pp. 1026–1032, Dec. 2012.
- [180] H. E. Nistazakis, E. A. Karagianni, A. D. Tsigopoulos, M. E. Fafalios, and G. S. Tombras, "Average capacity of optical wireless communication systems over atmospheric turbulence channels," *J. Lightw. Technol.*, vol. 27, no. 8, pp. 974–979, Apr. 2009.
- [181] H. E. Nistazakis, V. D. Assimakopoulos, and G. S. Tombras, "Performance estimation of free space optical links over negative exponential atmospheric turbulence channels," *Optik*, vol. 122, no. 12, pp. 2191–2194, Dec. 2011.
- [182] H. E. Nistazakis *et al.*, "Estimation of outage capacity for free space optical links over I-K and K turbulent channels," *Radio Eng.*, vol. 20, no. 2, pp. 493–498, Jun. 2011.
- [183] S. M. Haas and J. H. Shapiro, "Capacity of wireless optical communications," *IEEE J. Sel. Areas Commun.*, vol. 21, no. 8, pp. 1346–1357, Oct. 2003.
- [184] I. B. Djordjevic, "LDPC-coded MIMO optical communication over the atmospheric turbulence channel using Q-ary pulse-position modulation," *Opt. Exp.*, vol. 15, no. 16, pp. 10026–10032, Aug. 2007.
- [185] C. Liu, Y. Yao, Y. Sun, and X. Zhao, "Average capacity for heterodyne FSO communication systems over Gamma-Gamma turbulence channels with pointing errors," *Electron. Lett.*, vol. 46, no. 12, pp. 851–853, Jun. 2010.
- [186] Y. S. C. Liu, Y. Yao, and X. Zhao, "Analysis of average capacity for free-space optical links with pointing errors over gamma-gamma turbulence channels," *Chin. Opt. Lett.*, vol. 8, no. 6, pp. 537–540, Jun. 2010.

- [187] J. Cang and X. Liu, "Average capacity of free-space optical systems for a partially coherent beam propagating through non-Kolmogorov turbulence," *Opt. Lett.*, vol. 36, no. 17, pp. 3335–3337, Sep. 2011.
- [188] Z. Ghassemlooy and W. O. Popoola, "Terrestrial free-space optical communications," in *Mobile and Wireless Communications Network Layer and Circuit Level Design*. Rijeka, Croatia: InTech, Jan. 2010, pp. 355–392.
- [189] F. Xu, M. A. Khalighi, P. Caussé, and S. Bourennane, "Channel coding and time-diversity for optical wireless links," *Opt. Exp.*, vol. 17, no. 2, pp. 872–887, Jan. 2009.
- [190] F. Xu, M. A. Khalighi, and S. Bourennane, "Coded PPM and multipulse PPM and iterative detection for free-space optical links," *IEEE/OSA J. Opt. Commun. Netw.*, vol. 1, no. 5, pp. 404–415, Oct. 2009.
- [191] S. S. Muhammad, T. Javornik, I. Jelovcan, E. Leitgeb, and Z. Ghassemlooy, "Comparison of hard-decision and soft-decision channel coded M-ary PPM performance over free space optical links," *Eur. Trans. Telecommun.*, vol. 20, no. 8, pp. 746–757, Dec. 2008.
- [192] J. Hamkins and B. Moision, "Selection of modulation and codes for deep space optical communications," in *Proc. SPIE, Free-Space Laser Commun. Technol. XVI*, San Jose, CA, USA, Jan. 2004, vol. 5338, pp. 123–130.
- [193] B. Moision and J. Hamkins, "Multipulse PPM on discrete memoryless channels," Jet Propulsion Lab., Pasadena, CA, USA, IPN Progr. Rep. 42–160, Feb. 2005.
- [194] H. Sugiyama and K. Nosu, "MPPM: A method for improving the bandwidth efficiency in optical PPM," *J. Lightw. Technol.*, vol. 7, no. 3, pp. 465–471, Mar. 1989.
- [195] M. K. Simon and V. A. Vilnrotter, "Performance analysis and trade-offs for dual-pulse PPM on optical communication channels with direct detection," *IEEE Trans. Commun.*, vol. 52, no. 11, pp. 1969–1979, Nov. 2004.
- [196] Y. Fan and R. J. Green, "Comparison of pulse position modulation and pulse width modulation for application in optical communications," *Opt. Eng.*, vol. 46, no. 6, p. 065001, Jun. 2007.
- [197] Z. Ghassemlooy, A. R. Hayes, N. L. Seed, and E. D. Kaluarachchi, "Digital pulse interval modulation for optical communications," *IEEE Commun. Mag.*, vol. 36, no. 12, pp. 95–99, Dec. 1998.
- [198] G. A. Mahdiraji and E. Zahedi, "Comparison of selected digital modulation schemes (OOK, PPM and DPIM) for wireless optical communications," in *Proc. SCORED*, Selangor, Malaysia, Jun. 2006, pp. 5–10.
- [199] H. M. H. Shalaby, "Performance of uncoded overlapping PPM under communication constraints," in *Proc. IEEE ICC*, Geneva, Switzerland, May 1993, pp. 512–516.
- [200] D. Shiu and J. M. Kahn, "Shaping and nonequiprobable signalling for intensity-modulated signals," *IEEE Trans. Inf. Theory*, vol. 45, no. 11, pp. 2661–2668, Nov. 1999.
- [201] Z. Ghassemlooy, R. Reyher, E. D. Kaluarachchi, and A. J. Simmonds, "Digital pulse interval and width modulation," *Microw. Opt. Technol. Lett.*, vol. 11, no. 4, pp. 231–236, Mar. 1996.
- [202] J. B. Carruthers and J. M. Kahn, "Multiple-subcarrier modulation for non-directed wireless infrared communication," *IEEE J. Sel. Areas Commun.*, vol. 14, no. 3, pp. 538–546, Mar. 1996.
- [203] T. Ohtsuki, "Multiple-subcarrier modulation in optical wireless communications," *IEEE Commun. Mag.*, vol. 41, no. 3, pp. 74–79, Mar. 2003.
- [204] M. Faridzadeh, A. Gholami, Z. Ghassemlooy, and S. Rajbhandari, "Hybrid pulse position modulation and binary phase shift keying subcarrier intensity modulation for free space optics in a weak and saturated turbulence channel," *J. Opt. Soc. Amer. A, Opt. Image Sci.*, vol. 29, no. 8, pp. 1680–1685, Aug. 2012.
- [205] K. P. Peppas and C. K. Datsikas, "Average symbol error probability of general-order rectangular quadrature amplitude modulation of optical wireless communication systems over atmospheric turbulence channels," *IEEE/OSA J. Opt. Commun. Netw.*, vol. 2, no. 2, pp. 102–110, Feb. 2010.
- [206] J. Li, J. Q. Liu, and D. P. Taylor, "Optical communication using subcarrier PSK intensity modulation through atmospheric turbulence channels," *IEEE Trans. Commun.*, vol. 55, no. 8, pp. 1598–1606, Aug. 2007.
- [207] J. Armstrong, "OFDM for optical communications," *J. Lightw. Technol.*, vol. 27, no. 3, pp. 189–204, Feb. 2009.
- [208] W. Shieh and I. Djordjevic, *OFDM for Optical Communications*. New York, NY, USA: Academic, 2009.
- [209] J. L. Wei, J. D. Ingham, D. G. Cunningham, R. V. Penty, and I. H. White, "Performance and power dissipation comparisons between 28 Gb/s NRZ, PAM, CAP and optical OFDM systems for data communication applications," *J. Lightw. Technol.*, vol. 30, no. 20, pp. 3273–3280, Oct. 2012.
- [210] H. Samimi and P. Azmi, "Subcarrier intensity modulated free-space optical communications in K-distributed turbulence channels," *IEEE/OSA J. Opt. Commun. Netw.*, vol. 2, no. 8, pp. 625–632, Aug. 2010.
- [211] R. Ramaswami, K. Sivarajan, and G. Sasak, *Optical Networks: A Practical Perspective*. San Mateo, CA, USA: Morgan Kaufmann, 2009.
- [212] S. Betti, G. D. Marchis, and E. Iannone, "Polarisation modulated direct detection optical transmission systems," *J. Lightw. Technol.*, vol. 10, no. 12, pp. 1985–1997, Dec. 1992.
- [213] M. M. Karbassian and H. Ghafouri-Shiraz, "Transceiver architecture for incoherent optical CDMA network based on polarization modulation," *J. Lightw. Technol.*, vol. 26, no. 12, pp. 3820–3828, Dec. 2008.
- [214] X. Zhao, Y. Yao, Y. Sun, and C. Liu, "Circle polarization shift keying with direct detection for free-space optical communication," *IEEE/OSA J. Opt. Commun. Netw.*, vol. 1, no. 9, pp. 307–312, Sep. 2009.
- [215] S. Hranilovic, *Wireless Optical Communication Systems*. New York, NY, USA: Springer-Verlag, 2005.
- [216] N. Avlonitis, E. M. Yeatman, M. Jones, and A. Hadjifotiou, "Multilevel amplitude shift keying in dispersion uncompensated optical systems," *IEE Proceedings—Optoelectronics*, vol. 153, no. 3, pp. 101–108, Jun. 2006.
- [217] Y. Han and G. Li, "Theoretical sensitivity of direct-detection multilevel modulation formats for high spectral efficiency optical communications," *IEEE J. Sel. Topics Quantum Electron.*, vol. 12, no. 4, pp. 571–580, Jul./Aug. 2006.
- [218] M. B. Othman *et al.*, "Experimental investigations of 3D/4D-CAP modulation with directly modulated VCSELs," *IEEE Photon. Technol. Lett.*, vol. 24, no. 22, pp. 2009–2012, Nov. 2012.
- [219] C. Gabriel, M. Khalighi, S. Bourennane, P. Léon, and V. Rigaud, "Investigation of suitable modulation techniques for underwater wireless optical communication," in *Proc. IWOW*, Pisa, Italy, Oct. 2012, pp. 1–3.
- [220] V. W. S. Chan, "Coding for the turbulent atmospheric optical channel," *IEEE Trans. Commun.*, vol. COM-30, no. 1, pp. 269–275, Jan. 1982.
- [221] J. Nakai, "Coding and modulation analysis for optical communication channels," Ph.D. dissertation, EECS Dept., MIT, Cambridge, MA, USA, 1982.
- [222] F. M. Davidson and Y. T. Koh, "Interleaved convolutional coding for the turbulent atmospheric optical communication channel," *IEEE Trans. Commun.*, vol. 36, no. 9, pp. 993–1003, Sep. 1988.
- [223] N. Cvijetic, S. G. Wilson, and R. Zarubica, "Performance evaluation of a novel converged architecture for digital-video transmission over optical wireless channels," *J. Lightw. Technol.*, vol. 25, no. 11, pp. 3366–3373, Nov. 2007.
- [224] I. B. Djordjevic, S. Denic, J. Anguita, B. Vasic, and M. A. Neifeld, "LDPC-coded MIMO optical communication over the atmospheric turbulence channel," *J. Lightw. Technol.*, vol. 26, no. 5, pp. 478–487, Mar. 2008.
- [225] R. Gallager, "Low density parity check codes," *IRE Trans. Inf. Theory*, vol. 8, no. 1, pp. 21–28, Jan. 1962.
- [226] R. M. Pyndiah, "Near-optimum decoding of product codes: Block turbo codes," *IEEE Trans. Commun.*, vol. 46, no. 8, pp. 1003–1010, Aug. 1998.
- [227] I. B. Djordjevic, O. Milenkovic, and B. Vasic, "Generalized low-density parity-check codes for optical communication systems," *J. Lightw. Technol.*, vol. 23, no. 5, pp. 1939–1946, May 2005.
- [228] C. Berrou and A. Glavieux, "Near optimum error correcting coding and decoding: Turbo-codes," *IEEE Trans. Commun.*, vol. 44, no. 10, pp. 1261–1271, Oct. 1996.
- [229] B. Vasic, I. B. Djordjevic, and R. Kostuk, "Low-density parity check codes and iterative decoding for long haul optical communication systems," *J. Lightw. Technol.*, vol. 21, no. 2, pp. 438–446, Feb. 2003.
- [230] I. B. Djordjevic, B. Vasic, and M. A. Neifeld, "LDPC coded OFDM over the atmospheric turbulence channel," *Opt. Exp.*, vol. 15, no. 10, pp. 6336–6350, May 2007.
- [231] X. M. Zhu and J. M. Kahn, "Performance bounds for coded free-space optical communications through atmospheric turbulence channels," *IEEE Trans. Commun.*, vol. 51, no. 8, pp. 1233–1239, Aug. 2003.
- [232] M. Uysal, S. M. Navidpour, and L. Jing, "Error rate performance of coded free-space optical links over strong turbulence channels," *IEEE Commun. Lett.*, vol. 8, no. 10, pp. 635–637, Oct. 2004.
- [233] W. Gappmair and M. Flohberger, "Error performance of coded FSO links in turbulent atmosphere modeled by gamma-gamma distributions," *IEEE Trans. Wireless Commun.*, vol. 8, no. 5, pp. 2209–2213, May 2009.



- [234] J. Li and M. Uysal, "Achievable information rate for outdoor free space optical communication with intensity modulation and direct detection," in *Proc. IEEE GLOBECOM*, San Francisco, CA, USA, Dec. 2003, vol. 5, pp. 2654–2658.
- [235] F. Dios, J. Reolons, A. Rodriguez, and O. Batet, "Temporal analysis of laser beam propagation in the atmosphere using computer-generated long phase screens," *Opt. Exp.*, vol. 16, no. 3, pp. 2206–2220, Feb. 2008.
- [236] J. H. Shapiro and A. L. Puryear, "Reciprocity-enhanced optical communication through atmospheric turbulence, Part I: Reciprocity proofs and far-field power transfer optimization," *IEEE/OSA J. Opt. Commun. Netw.*, vol. 4, no. 12, pp. 947–954, Dec. 2012.
- [237] A. L. Puryear, J. H. Shapiro, and R. R. Parenti, "Reciprocity-enhanced optical communication through atmospheric turbulence-Part II: Communication architectures and performance," *IEEE/OSA J. Opt. Commun. Netw.*, vol. 5, no. 8, pp. 888–900, Aug. 2013.
- [238] C. C. Davis and I. I. Smolyaninov, "The effect of atmospheric turbulence on bit-error-rate in an on-off-keyed optical wireless system," in *Proc. SPIE, Free-Space Laser Commun. Laser Imaging*, 2002, vol. 4489, pp. 126–137.
- [239] T. Sugianto, I. I. Smolyaninov, S. D. Milner, and C. C. Davis, "Delayed diversity for fade resistance in optical wireless communications through turbulent media," in *Proc. SPIE, Opt. Transmiss. Syst. Equipment WDM Netw. III*, Philadelphia, PA, USA, Oct. 2004, vol. 5596, pp. 385–394.
- [240] D. J. C. MacKay, "Fountain codes," *IEE Proceedings—Communications*, vol. 152, no. 6, pp. 1062–1068, Dec. 2005.
- [241] M. Kavehrad, S. Navidpour, and S. Lee, "Fractal transmission in a hybrid RF and wireless optical link: a reliable way to beam bandwidth in a 3D global grid," in *Proc. SPIE, Broadband Access Commun. Technol.*, Oct. 2006, vol. 6390, pp. E1–E11.
- [242] J. A. Anguita, M. A. Neifeld, and B. Hildner, "Rateless coding on experimental temporally correlated FSO channels," *J. Lightw. Technol.*, vol. 28, no. 7, pp. 990–1002, Apr. 2010.
- [243] O. Etesami and A. Shokrollahi, "Raptor codes on binary memoryless symmetric channels," *IEEE Trans. Inf. Theory*, vol. 52, no. 5, pp. 2033–2051, May 2006.
- [244] A. Shokrollahi, "Raptor codes," *IEEE Trans. Inf. Theory*, vol. 52, no. 6, pp. 2551–2567, Jun. 2006.
- [245] M. Luby, "LT-codes," in *Proc. IEEE/ACM Symp. FOCS*, Vancouver, BC, Canada, Nov. 2002, pp. 271–280.
- [246] R. Palanki and J. Yedidia, "Rateless codes on noisy channels," in *Proc. IEEE ISIT*, Chicago, IL, USA, Jun./Jul. 2004, p. 37.
- [247] J. Castura and Y. Mao, "Rateless coding over fading channels," *IEEE Commun. Lett.*, vol. 10, no. 1, pp. 46–48, Jan. 2006.
- [248] J. L. Massey, "Capacity, cutoff rate, coding for a direct-detection optical channel," *IEEE Trans. Commun.*, vol. COM-29, no. 11, pp. 1651–1621, Nov. 1981.
- [249] C.-H. Lai and K. Kiasaleh, "Modified Viterbi decoders for joint data detection and timing recovery of convolutionally encoded PPM and OPPM optical signals," *IEEE Trans. Commun.*, vol. 45, no. 1, pp. 90–94, Jan. 1997.
- [250] E. Forestieri, R. Gangopadhyay, and G. Prati, "Performance of convolutional codes in a direct-detection optical PPM channel," *IEEE Trans. Commun.*, vol. 37, no. 12, pp. 1303–1317, Dec. 1989.
- [251] T. Ohtsuki, "Turbo-coded atmospheric optical communication systems," in *Proc. IEEE ICC*, New York, NY, USA, Apr./May 2002, vol. 5, pp. 2938–2942.
- [252] K. Kiasaleh, "Turbo-coded optical PPM communication systems," *J. Lightw. Technol.*, vol. 16, no. 1, pp. 18–26, Jan. 1998.
- [253] J. Y. Kim and H. V. Poor, "Turbo-coded optical direct-detection CDMA system with PPM modulation," *J. Lightw. Technol.*, vol. 19, no. 3, pp. 312–323, Mar. 2001.
- [254] J. Hamkins, "Performance of binary turbo-coded 256-ary pulse position modulation," Jet Propulsion Lab., Pasadena, CA, USA, TMO Progr. Rep. 42–138, Aug. 1999.
- [255] D. Divsalar, R. M. Gagliardi, and J. H. Yuen, "PPM performance for Reed-Solomon decoding over an optical-RF relay link," *IEEE Trans. Commun.*, vol. COM-32, no. 3, pp. 302–305, Mar. 1984.
- [256] G. E. Atkin and K.-S. L. Fung, "Coded multipulse modulation in optical communication systems," *IEEE Trans. Commun.*, vol. 42, no. 2–4, pp. 574–582, Feb.–Apr. 1994.
- [257] H. Imai and S. Hirakawa, "A new multilevel coding method using error correcting codes," *IEEE Trans. Inf. Theory*, vol. IT-23, no. 3, pp. 371–377, May 1977.
- [258] U. Wachsmann, R. F. H. Fischer, and J. B. Huber, "Multilevel codes: Theoretical concepts and practical design rules," *IEEE Trans. Inf. Theory*, vol. 45, no. 5, pp. 1361–1391, Jul. 1999.
- [259] D. C. M. Lee and J. M. Kahn, "Coding and equalization for PPM on wireless infrared channels," *IEEE Trans. Commun.*, vol. 47, no. 2, pp. 255–260, Feb. 1999.
- [260] I. B. Djordjevic and B. Vasic, "Multilevel coding in M-ary DPSK/differential QAM high-speed optical transmission with direct detection," *J. Lightw. Technol.*, vol. 24, no. 1, pp. 420–428, Jan. 2006.
- [261] F. R. Kschischang and S. Pasupathy, "Optimal nonuniform signalling for Gaussian channels," *IEEE Trans. Inf. Theory*, vol. 39, no. 5, pp. 913–929, May 1993.
- [262] S. Hranilovic and F. R. Kschischang, "Optical intensity-modulated direct detection channels: Signal space and lattice codes," *IEEE Trans. Inf. Theory*, vol. 49, no. 6, pp. 1385–1399, Jun. 2003.
- [263] B. Moision and J. Hamkins, "Coded modulation for the deep space optical channel: Serially concatenated pulse-position modulation," Jet Propulsion Lab., Pasadena, CA, USA, IPN Progr. Rep. 42–161, May 2005.
- [264] M. Cheng, M. Nakashima, B. Moision, and J. Hamkins, "Optimizations of a hardware decoder for deep-space optical communications," *IEEE Trans. Circuits Syst. I, Reg. Papers*, vol. 55, no. 2, pp. 644–658, Mar. 2008.
- [265] Z. Wang, W. D. Zhong, S. Fu, and C. Lin, "Performance comparison of different modulation formats over Free-Space Optical (FSO) turbulence links with space diversity reception technique," *IEEE Photon. J.*, vol. 1, no. 6, pp. 277–285, Dec. 2009.
- [266] J. A. Anguita, M. A. Neifeld, and B. V. Vasic, "Spatial correlation and irradiance statistics in a multiple-beam terrestrial free-space optical communication link," *Appl. Opt.*, vol. 46, no. 26, pp. 6561–6571, Sep. 2007.
- [267] P. Polynkin, A. Peleg, L. Klein, T. Rhoadarmer, and J. Moloney, "Optimized multi-emitter beams for free-space optical communications through turbulent atmosphere," *Opt. Lett.*, vol. 32, no. 8, pp. 885–887, Apr. 2007.
- [268] D. Bushuev and S. Arnon, "Analysis of the performance of a wireless optical multi-input to multi-output communication system," *J. Opt. Soc. Amer. A, Opt. Image Sci.*, vol. 23, no. 7, pp. 1722–1730, Jul. 2006.
- [269] F. S. Vetelino, C. Young, L. C. Andrews, and J. Reolons, "Aperture averaging effects on the probability density of irradiance fluctuations in moderate-to-strong turbulence," *Appl. Opt.*, vol. 46, no. 11, pp. 2099–2108, Apr. 2007.
- [270] L. C. Andrews, "Aperture-averaging factor for optical scintillations of plane and spherical waves in the atmosphere," *J. Opt. Soc. Amer. A, Opt. Image Sci.*, vol. 9, no. 4, pp. 597–600, Apr. 1992.
- [271] F. S. Vetelino, C. Young, and L. C. Andrews, "Fade statistics and aperture averaging for Gaussian beam waves in moderate-to-strong turbulence," *Appl. Opt.*, vol. 46, no. 18, pp. 3780–3789, Jun. 2007.
- [272] G. L. Bastin *et al.*, "Measurements of aperture averaging on bit-error-rate," in *Proc. SPIE, Atmos. Opt. Model., Meas., Simul.*, San Diego, CA, USA, Sep. 2005, vol. 5891, no. 2, pp. 1–12.
- [273] N. Perlot and D. Fritzsche, "Aperture-averaging, theory and measurements," in *Proc. SPIE, Free-Space Laser Commun. Technol. XVI*, 2004, vol. 5338, pp. 233–242.
- [274] L. M. Wasiczko and C. C. Davis, "Aperture averaging of optical scintillations in the atmosphere: Experimental results," in *Proc. SPIE, Atmos. Propag. II*, 2005, vol. 5793, pp. 197–208.
- [275] M. A. Khalighi, N. Aitamer, N. Schwartz, and S. Bourennane, "Turbulence mitigation by aperture averaging in wireless optical systems," in *Proc. Int. ConTEL*, Zagreb, Croatia, Jun. 2009, pp. 59–66.
- [276] S. M. Navidpour, M. Uysal, and M. Kavehrad, "BER performance of free-space optical transmission with spatial diversity," *IEEE Trans. Wireless Commun.*, vol. 6, no. 8, pp. 2813–2819, Aug. 2007.
- [277] R. K. Tyson, "Bit error rate for free space adaptive optics laser communications," *J. Opt. Soc. Amer. A, Opt. Image Sci.*, vol. 19, no. 4, pp. 753–758, Apr. 2002.
- [278] A. K. Majumdar and J. C. Ricklin, *Free-Space Laser Communications: Principles And Advances*. New York, NY, USA: Springer-Verlag, 2007.
- [279] L. B. Stotts, P. K. A. Pike, B. Graves, D. Dougherty, and J. Douglass, "Free-space optical communications link budget estimation," *Appl. Opt.*, vol. 49, no. 28, pp. 5333–5343, Oct. 2010.
- [280] A. García-Zambrana, C. Castillo-Vázquez, B. Castillo-Vázquez, and A. Hiniesta-Gómez, "Selection transmit diversity for FSO links over strong atmospheric turbulence channels," *IEEE Photon. Technol. Lett.*, vol. 21, no. 14, pp. 1017–1019, Jul. 2009.
- [281] B. Castillo-Vázquez, A. García-Zambrana, and C. Castillo-Vázquez, "Closed-form BER expression for FSO links with transmit laser selection over exponential atmospheric turbulence channels," *Electron. Lett.*, vol. 45, no. 23, pp. 1185–1187, Nov. 2009.

- [282] C. Abou-Rjeily, "On the optimality of the selection transmit diversity for MIMO-FSO links with feedback," *IEEE Commun. Lett.*, vol. 15, no. 6, pp. 641–643, Jun. 2011.
- [283] A. García-Zambrana, C. Castillo-Vázquez, and B. Castillo-Vázquez, "Space-time trellis coding with transmit laser selection for FSO links over strong atmospheric turbulence channels," *Opt. Exp.*, vol. 18, no. 6, pp. 5356–5366, Mar. 2010.
- [284] A. J. Paulraj, D. A. Gore, R. U. Nabar, and H. Bolcskei, "An overview of MIMO communications: A key to gigabit wireless," *Proc. IEEE*, vol. 92, no. 2, pp. 198–218, Feb. 2004.
- [285] N. D. Chatzidiamantis, M. Uysal, T. A. Tsiftsis, and G. K. Karagiannidis, "Iterative near maximum-likelihood sequence detection for MIMO optical wireless systems," *J. Lightw. Technol.*, vol. 28, no. 7, pp. 1064–1070, Apr. 2010.
- [286] T. A. Tsiftsis, H. G. Sandalidis, G. K. Karagiannidis, and M. Uysal, "Optical wireless links with spatial diversity over strong atmospheric turbulence channels," *IEEE Trans. Wireless Commun.*, vol. 8, no. 2, pp. 951–957, Feb. 2009.
- [287] N. Letzepis, I. Holland, and W. Cowley, "The Gaussian free space optical MIMO channel with Q-ary pulse position modulation," *IEEE Trans. Wireless Commun.*, vol. 7, no. 5, pp. 1744–1753, May 2008.
- [288] M. Brandt-Pearce, S. Wilson, Q. Cao, and M. Baedke, "Code design for optical MIMO systems over fading channels," in *Conf. Rec. Asilomar Conf. Signals, Syst. Comput.*, Monterey, CA, USA, Nov. 2004, vol. 1, pp. 871–875.
- [289] Z. Hajjarian, J. Fadlullah, and M. Kavehrad, "MIMO free space optical communications in turbid and turbulent atmosphere," *J. Commun.*, vol. 4, no. 8, pp. 524–532, Sep. 2009.
- [290] B. Vucetic and J. Yuan, *Space-Time Coding*. Chichester, U.K.: Wiley, 2003.
- [291] M. K. Simon and V. A. Vlnrotter, "Alamouti-type space-time coding for free-space optical communication with direct detection," *IEEE Trans. Wireless Commun.*, vol. 4, no. 1, pp. 35–39, Jan. 2005.
- [292] V. Tarokh, N. Seshadri, and A. R. Calderbank, "Space-time codes for high data rate wireless communication: Performance analysis and code construction," *IEEE Trans. Inf. Theory*, vol. 44, no. 2, pp. 744–765, Mar. 1998.
- [293] V. Tarokh, H. J. Jafarkhani, and A. R. Calderbank, "Space-time block codes from orthogonal designs," *IEEE Trans. Inf. Theory*, vol. 45, no. 5, pp. 1456–1467, Jul. 1999.
- [294] E. Bayaki and R. Schober, "On space-time coding for free-space optical systems," *IEEE Trans. Commun.*, vol. 58, no. 1, pp. 58–62, Jan. 2010.
- [295] S. M. Alamouti, "A simple transmit diversity technique for wireless communications," *IEEE J. Sel. Areas Commun.*, vol. 16, no. 8, pp. 1451–1458, Oct. 1998.
- [296] A. García-Zambrana, "Error rate performance for STBC in free-space optical communications through strong atmospheric turbulence," *IEEE Commun. Lett.*, vol. 11, no. 5, pp. 390–392, May 2007.
- [297] M. Safari and M. Uysal, "Do we really need OSTBCs for free-space optical communication with direct detection?" *IEEE Trans. Wireless Commun.*, vol. 7, no. 11, pp. 4445–4448, Nov. 2008.
- [298] G. D. Golden, G. J. Foschini, R. A. Valenzuela, and P. W. Wolniansky, "Detection algorithm and initial laboratory results using the V-BLAST space-time communication architecture," *Electron. Lett.*, vol. 35, no. 1, pp. 14–15, Jan. 1999.
- [299] G. Yang, M.-A. Khalighi, T. Virieux, S. Bourennane, and Z. Ghassemlooy, "Contrasting space-time schemes for MIMO FSO systems with non-coherent modulation," in *Proc. IWOW*, Pisa, Italy, Oct. 2012, pp. 1–3.
- [300] M. Arar and A. Yongacoglu, "Efficient detection algorithm for  $2n \times 2n$  MIMO systems using alamouti code and QR decomposition," *IEEE Commun. Lett.*, vol. 10, no. 12, pp. 819–821, Dec. 2006.
- [301] R. Mesleh, H. Elgala, and H. Haas, "Optical spatial modulation," *IEEE/OSA J. Opt. Commun. Netw.*, vol. 3, no. 3, pp. 234–244, Mar. 2011.
- [302] M. D. Renzo, H. Haas, and P. M. Grant, "Spatial modulation for multiple-antenna wireless systems: A survey," *IEEE Commun. Mag.*, vol. 49, no. 12, pp. 182–191, Dec. 2011.
- [303] J. Jeganathan, A. Ghayeb, and L. Szczecinski, "Spatial modulation: Optimal detection and performance analysis," *IEEE Commun. Lett.*, vol. 12, no. 8, pp. 545–547, Aug. 2008.
- [304] G. Yang, M. A. Khalighi, and S. Bourennane, "Performance of receive diversity FSO systems under realistic beam propagation conditions," in *Proc. Int. Symp. CSNDSP*, Poznań, Poland, Jul. 2012, pp. 1–5.
- [305] G. Yang, "Space-diversity free-space optical systems: Performance analysis under correlated fading conditions," Ph.D. dissertation, École Centrale de Marseille, Marseille, France, Sep. 2013.
- [306] C. Abou-Rjeily and J.-C. Belfiore, "A space-time coded MIMO TH-UWB transceiver with binary pulse position modulation," *IEEE Commun. Lett.*, vol. 11, no. 6, pp. 522–524, Jun. 2007.
- [307] C. Abou-Rjeily and Z. Baba, "Achieving full transmit diversity for PPM constellations with any number of antennas via double position and symbol permutations," *IEEE Trans. Commun.*, vol. 57, no. 11, pp. 3235–3238, Nov. 2009.
- [308] C. Abou-Rjeily, "Orthogonal space-time block codes for binary pulse position modulation," *IEEE Trans. Commun.*, vol. 57, no. 3, pp. 602–605, Mar. 2009.
- [309] C. Abou-Rjeily and W. Fawaz, "Space-time codes for MIMO ultra-wideband communications and MIMO free-space optical communications with PPM," *IEEE J. Sel. Areas Commun.*, vol. 26, no. 6, pp. 938–947, Jun. 2008.
- [310] J. Park, E. Lee, and G. Yoon, "Average bit-error rate of the Alamouti scheme in Gamma-Gamma fading channels," *IEEE Photon. Technol. Lett.*, vol. 23, no. 4, pp. 269–271, Feb. 2011.
- [311] G. Caire, G. Taricco, and E. Biglieri, "Bit-interleaved coded modulation," *IEEE Trans. Inf. Theory*, vol. 44, no. 3, pp. 927–946, May 1998.
- [312] I. B. Djordjevic, B. Vasic, and M. A. Neifeld, "Multilevel coding in free-space optical MIMO transmission with Q-ary PPM over the atmospheric turbulence channel," *IEEE Photon. Technol. Lett.*, vol. 18, no. 14, pp. 1491–1493, Jul. 2006.
- [313] S. Bloom, *The Physics of Free-Space Optics*, May 2002, AirFiber Inc. White Paper.
- [314] J. D. Schmidt, *Numerical Simulation of Optical Wave Propagation With Examples in MATLAB*. Bellingham, WA, USA: SPIE, 2010.
- [315] I. I. Kim, H. Hakakha, P. Adhikari, E. J. Korevaar, and A. K. Majumdar, "Scintillation reduction using multiple transmitters," in *Proc. SPIE, Free-Space Laser Commun. Technol. IX*, Apr. 1997, vol. 2990, no. 1, pp. 102–113.
- [316] J. A. Anguita and J. E. Cisternas, "Experimental evaluation of transmitter and receiver diversity in a terrestrial FSO link," in *Proc. IEEE GLOBECOM*, Miami, FL, USA, Dec. 2010, pp. 1005–1009.
- [317] G. Yang, M. A. Khalighi, S. Bourennane, and Z. Ghassemlooy, "Fading correlation and analytical performance evaluation of the space-diversity free-space optical communications system," *J. Opt.*, vol. 16, no. 3, pp. 1–10, Mar. 2014.
- [318] K. P. Peppas, G. C. Alexandropoulos, C. K. Datsikas, and F. I. Lazarakis, "Multivariate Gamma-Gamma distribution with exponential correlation and its applications in radio frequency and optical wireless communications," *IET Microw., Antennas Propag.*, vol. 5, no. 3, pp. 364–371, Feb. 2011.
- [319] J. A. Tellez and J. D. Schmidt, "Multiple transmitter performance with appropriate amplitude modulation for free-space optical communication," *Appl. Opt.*, vol. 50, no. 24, pp. 4737–4745, Aug. 2011.
- [320] G. Yang, M. A. Khalighi, S. Bourennane, and Z. Ghassemlooy, "Approximation to the sum of two correlated Gamma-Gamma variates and its applications in free-space optical communications," *IEEE Wireless Commun. Lett.*, vol. 1, no. 6, pp. 621–624, Dec. 2012.
- [321] M. D. Yacoub, "The  $\alpha - \mu$  distribution: A physical fading model for the Stacy distribution," *IEEE Trans. Veh. Technol.*, vol. 56, no. 1, pp. 27–34, Jan. 2007.
- [322] G. Yang, M. Khalighi, Z. Ghassemlooy, and S. Bourennane, "Performance evaluation of correlated-fading space-diversity FSO links," in *Proc. IWOW*, Newcastle upon Tyne, U.K., Oct. 2013, pp. 71–73.
- [323] G. A. Baker and P. Graves-Morris, *Padé Approximants*, 2nd ed. Cambridge, U.K.: Cambridge Univ. Press, Jan. 1996.
- [324] G. K. Karagiannidis, "Moments-based approach to the performance analysis of equal gain diversity in Nakagami-m fading," *IEEE Trans. Commun.*, vol. 52, no. 5, pp. 685–690, May 2004.
- [325] G. Yang, M. A. Khalighi, Z. Ghassemlooy, and S. Bourennane, "Performance analysis of space-diversity FSO systems over the correlated Gamma-Gamma fading channel using Padé approximation method," *IET Commun.*, vol. 8, no. 13, pp. 2246–2255, Sep. 2014.
- [326] G. Yang, M. A. Khalighi, Z. Ghassemlooy, and S. Bourennane, "Performance evaluation of receive-diversity free-space optical communications over correlated Gamma-Gamma fading channels," *Appl. Opt.*, vol. 52, no. 24, pp. 5903–5911, Aug. 2013.
- [327] K. Kiasaleh, "Hybrid ARQ for FSO communications through turbulent atmosphere," *IEEE Commun. Lett.*, vol. 14, no. 9, pp. 866–868, Sep. 2010.
- [328] S. Aghajanzadeh and M. Uysal, "Information theoretic analysis of hybrid-ARQ protocols in coherent free-space optical systems," *IEEE Trans. Commun.*, vol. 60, no. 5, pp. 1432–1442, May 2012.

- [329] M. Karimi and M. Uysal, "Novel adaptive transmission algorithms for free-space optical links," *IEEE Trans. Commun.*, vol. 60, no. 12, pp. 3808–3815, Dec. 2012.
- [330] I. B. Djordjevic, "Adaptive modulation and coding for free-space optical channels," *IEEE/OSA J. Opt. Commun. Netw.*, vol. 2, no. 5, pp. 221–229, May 2010.
- [331] I. B. Djordjevic and G. T. Djordjevic, "On the communication over strong atmospheric turbulence channels by adaptive modulation and coding," *Opt. Exp.*, vol. 17, no. 20, pp. 18 250–18 262, Sep. 2009.
- [332] A. Goldsmith, *Wireless Communications*. Cambridge, U.K.: Cambridge Univ. Press, 2005.
- [333] O. Barsimantov and N. N. Nikulin, "Adaptive optimization of a free space laser communication system under dynamic link attenuation," *IEEE/OSA J. Opt. Commun. Netw.*, vol. 3, no. 3, pp. 219–222, Mar. 2011.
- [334] J. Hagenauer, "Rate-compatible punctured convolutional codes (RCPC codes) and their applications," *IEEE Trans. Commun.*, vol. 36, no. 4, pp. 389–400, Apr. 1988.
- [335] F. Babich, G. Montorsi, and F. Vatta, "On rate-compatible punctured turbo codes design," *EURASIP J. Appl. Signal Process.*, vol. 2005, no. 1, pp. 784–794, May 2005.
- [336] I. Djordjevic, W. Ryan, and B. Vasic, *Coding for Optical Channels*. New York, NY, USA: Springer-Verlag, 2010.
- [337] A. Nosratinia, T. E. Hunter, and A. Hedayat, "Cooperative communication in wireless networks," *IEEE Commun. Mag.*, vol. 42, no. 10, pp. 74–80, Oct. 2004.
- [338] J. N. Laneman, D. N. C. Tse, and G. W. Wornell, "Cooperative diversity in wireless networks: Efficient protocols and outage behavior," *IEEE Trans. Inf. Theory*, vol. 50, no. 12, pp. 3062–3080, Dec. 2004.
- [339] A. Sendonaris, E. Erkip, and B. Aazhang, "User cooperation diversity—Part I: System description," *IEEE Trans. Commun.*, vol. 51, no. 11, pp. 1927–1938, Nov. 2003.
- [340] M. Safari, M. M. Rad, and M. Uysal, "Multi-hop relaying over the atmospheric Poisson channel: Outage analysis and optimization," *IEEE Trans. Commun.*, vol. 60, no. 3, pp. 817–829, Mar. 2012.
- [341] A. Acampora and S. Krishnamurthy, "A broadband wireless access network based on mesh-connected free-space optical links," *IEEE Pers. Commun.*, vol. 6, no. 10, pp. 62–65, Oct. 1999.
- [342] G. Karagiannidis, T. Tsiftsis, and H. Sandalidis, "Outage probability of relayed free space optical communication systems," *Electron. Lett.*, vol. 42, no. 17, pp. 994–996, Aug. 2006.
- [343] T. A. Tsiftsis, H. G. Sandalidis, G. K. Karagiannidis, and N. C. Sagias, "Multihop free-space optical communications over strong turbulence channels," in *Proc. IEEE ICC*, Istanbul, Turkey, Jun. 2006, vol. 6, pp. 2755–2759.
- [344] M. Safari and M. Uysal, "Relay-assisted free-space optical communication," *IEEE Trans. Wireless Commun.*, vol. 7, no. 12, pp. 5441–5449, Dec. 2008.
- [345] M. A. Kashani, M. Safari, and M. Uysal, "Optimal relay placement and diversity analysis of relay-assisted free-space optical communication systems," *IEEE/OSA J. Opt. Commun. Netw.*, vol. 5, no. 1, pp. 37–47, Jan. 2013.
- [346] C. K. Datsikas, K. P. Peppas, N. C. Sagias, and G. S. Tombras, "Serial free-space optical relaying communications over Gamma-Gamma atmospheric turbulence channels," *IEEE/OSA J. Opt. Commun. Netw.*, vol. 2, no. 8, pp. 576–586, Aug. 2010.
- [347] M. Karimi and M. Nasiri-Kenari, "Free space optical communications via optical amplify-and-forward relaying," *J. Lightw. Technol.*, vol. 29, no. 2, pp. 242–248, Feb. 2011.
- [348] M. Karimi and N. Nasiri-Kenari, "BER analysis of cooperative systems in free-space optical networks," *J. Lightw. Technol.*, vol. 27, no. 12, pp. 5639–5647, Dec. 2009.
- [349] C. Abou-Rjeily and A. Slim, "Cooperative diversity for free-space optical communications: Transceiver design and performance analysis," *IEEE Trans. Commun.*, vol. 53, no. 3, pp. 658–663, Mar. 2011.
- [350] C. Abou-Rjeily and S. Haddad, "Cooperative FSO systems: Performance analysis and optimal power allocation," *J. Lightw. Technol.*, vol. 29, no. 4, pp. 1058–1065, Apr. 2011.
- [351] M. Bhatnagar, "Performance analysis of decode-and-forward relaying in gamma-gamma fading channels," *IEEE Photon. Technol. Lett.*, vol. 24, no. 7, pp. 545–547, Apr. 2012.
- [352] K. P. Peppas, A. N. Stassinakis, H. E. Nistazakis, and G. S. Tombras, "Capacity analysis of dual amplify-and-forward relayed free-space optical communication systems over turbulence channels with pointing errors," *IEEE/OSA J. Opt. Commun. Netw.*, vol. 5, no. 9, pp. 1032–1042, Sep. 2013.
- [353] N. D. Chatzidiamantis, D. S. Michalopoulos, E. E. Kriezis, G. K. Karagiannidis, and R. Schober, "Relay selection protocols for relay-assisted free-space optical systems," *IEEE/OSA J. Opt. Commun. Netw.*, vol. 5, no. 1, pp. 92–103, Jan. 2013.
- [354] S. Kazemlou, S. Hranilovic, and S. Kumar, "All-optical multihop free-space optical communication systems," *J. Lightw. Technol.*, vol. 29, no. 18, pp. 2663–2669, Sep. 2011.
- [355] E. Bayaki, D. Michalopoulos, and R. Schober, "EDFA-based all-optical relaying in free-space optical systems," *IEEE Trans. Commun.*, vol. 60, no. 12, pp. 3797–3807, Dec. 2012.
- [356] M. A. Kashani, M. M. Rad, M. Safari, and M. Uysal, "All-optical amplify-and-forward relaying system for atmospheric channels," *IEEE Commun. Lett.*, vol. 16, no. 10, pp. 1684–1687, Oct. 2012.
- [357] S. Arnon, J. R. Barry, G. K. Karagiannidis, R. Schober, and M. Uysal, Eds., *Advances Optical Wireless Communication Systems*. Cambridge, U.K.: Cambridge Univ. Press, 2012.
- [358] S. Bloom and W. Hartley, *The Last-Mile Solution: Hybrid FSO Radio*, pp. 1–20, May 2002, White paper, AirFiber Inc. no. 802-0008-000 M-A1.
- [359] L. B. Stotts *et al.*, "Hybrid optical RF airborne communications," *Proc. IEEE*, vol. 97, no. 6, pp. 1109–1127, Jun. 2009.
- [360] H. Tapse and D. K. Borah, "Hybrid optical/RF channels: Characterization and performance study using low density parity check codes," *IEEE Trans. Commun.*, vol. 57, no. 11, pp. 3288–3297, Nov. 2009.
- [361] H. Izadpanah, T. Elbatt, V. Kukshya, F. Dolezal, and B. K. Ryu, "High-availability free space optical and RF hybrid wireless networks," *IEEE Trans. Wireless Commun.*, vol. 10, no. 2, pp. 45–53, Feb. 2003.
- [362] R. Luna, D. K. Borah, R. Jonnalagadda, and D. Voelz, "Experimental demonstration of a hybrid link for mitigating atmospheric turbulence effects in free space optical communication," *IEEE Photon. Technol. Lett.*, vol. 21, no. 17, pp. 1196–1198, Sep. 2009.
- [363] S. Vangala and H. Pishro-Nik, "A highly reliable FSO/RF communication system using efficient codes," in *Proc. IEEE GLOBECOM*, Washington, DC, USA, Nov. 2007, pp. 2232–2236.
- [364] A. AbdulHussein, A. Oka, T. T. Nguyen, and L. Lampe, "Rateless coding for hybrid free-space optical and radio-frequency communication," *IEEE Trans. Wireless Commun.*, vol. 9, no. 3, pp. 1–7, Mar. 2010.
- [365] B. He and R. Schober, "Bit-interleaved coded modulation for hybrid RF/FSO systems," *IEEE Trans. Commun.*, vol. 57, no. 12, pp. 3753–3763, Dec. 2009.
- [366] H. Tapse, D. K. Borah, and J. Pérez-Ramírez, "Hybrid optical/RF channel performance analysis for turbo codes," *IEEE Trans. Commun.*, vol. 59, no. 5, pp. 1389–1399, May 2011.
- [367] Y. Tang, M. Brandt-Pearce, and S. G. Wilson, "Link adaptation for throughput optimization of parallel channels with application to hybrid FSO/RF systems," *IEEE Trans. Commun.*, vol. 60, no. 9, pp. 2723–2732, Sep. 2012.
- [368] D. L. Fried, "Optical heterodyne detection of an atmospherically distorted signal wave front," *Proc. IEEE*, vol. 55, no. 1, pp. 57–67, Jan. 1967.
- [369] J. H. Churnside and C. M. McIntyre, "Heterodyne receivers for atmospheric optical communications," *Appl. Opt.*, vol. 25, no. 4, pp. 582–590, Feb. 1980.
- [370] N. Cvijetic, D. Qian, J. Yu, Y.-K. Huang, and T. Wang, "Polarization-multiplexed optical wireless transmission with coherent detection," *J. Lightw. Technol.*, vol. 28, no. 8, pp. 1218–1227, Apr. 2010.
- [371] X. Tang, Z. Ghassemlooy, S. Rajbhandari, W. O. Popoola, and C. G. Lee, "Coherent heterodyne multilevel polarization shift keying with spatial diversity in a free-space optical turbulence channel," *J. Lightw. Technol.*, vol. 30, no. 16, pp. 2689–2695, Aug. 2012.
- [372] T. Tokle *et al.*, "Investigation of multilevel phase and amplitude modulation formats in combination with polarisation multiplexing up to 240 Gb/s," *IEEE Photon. Technol. Lett.*, vol. 18, no. 20, pp. 2090–2092, Oct. 2006.
- [373] X. Tang, Z. Ghassemlooy, S. Rajbhandari, W. O. Popoola, and C. G. Lee, "Coherent optical binary polarisation shift keying heterodyne system in the free-space optical turbulence channel," *IET Microw., Antennas Propag.*, vol. 5, no. 9, pp. 1031–1038, Jun. 2011.
- [374] M. Kuschnerov *et al.*, "DSP for coherent single-carrier receivers," *J. Lightw. Technol.*, vol. 27, no. 16, pp. 3614–3622, Aug. 2009.
- [375] M. G. Taylor, "Phase estimation methods for optical coherent detection using digital signal processing," *J. Lightw. Technol.*, vol. 27, no. 7, pp. 901–914, Apr. 2009.
- [376] W. Qing and C. Wei, "Research on technology of free-space coherent optical modulation and detection," in *Proc. Int. Conf. CECNet*, 2011, pp. 3475–3477.

- [377] N. Perlot, "Turbulence-induced fading probability in coherent optical communication through the atmosphere," *Appl. Opt.*, vol. 46, no. 29, pp. 7218–7226, Oct. 2007.
- [378] R. K. Tyson, *Principles of Adaptive Optics*, 3rd ed. Boca Raton, FL, USA: CRC Press, 2010.
- [379] A. Belmonte and J. M. Kahn, "Capacity of coherent free-space optical links using diversity combining techniques," *Opt. Exp.*, vol. 17, no. 15, pp. 12 601–12 611, Jul. 2009.
- [380] A. Belmonte and J. M. Kahn, "Efficiency of complex modulation methods in coherent free-space optical links," *Opt. Exp.*, vol. 18, no. 4, pp. 3928–3937, Feb. 2010.
- [381] Y. Ren, A. Dang, L. Liu, and H. Guo, "Heterodyne efficiency of a coherent free-space optical communication model through atmospheric turbulence," *Appl. Opt.*, vol. 51, no. 30, pp. 7246–7254, Oct. 2012.
- [382] M. Niu, J. Cheng, and J. F. Holzman, "Exact error rate analysis of equal gain and selection diversity for coherent free space optical systems on strong turbulence channels," *Opt. Exp.*, vol. 18, no. 13, pp. 13 915–13 926, Jun. 2010.
- [383] M. Niu, J. Cheng, and J. F. Holzman, "Error rate analysis of M-ary coherent free-space optical communication systems with K-distributed turbulence," *IEEE Trans. Commun.*, vol. 59, no. 3, pp. 664–668, Mar. 2011.
- [384] T. A. Tsiftsis, "Performance of heterodyne wireless optical communication systems over gamma-gamma atmospheric turbulence channels," *Electron. Lett.*, vol. 44, no. 5, pp. 373–375, Feb. 2008.
- [385] M. Niu, X. Song, J. Cheng, and J. F. Holzman, "Performance analysis of coherent wireless optical communications with atmospheric turbulence," *Opt. Exp.*, vol. 20, no. 6, pp. 6515–6520, Mar. 2012.
- [386] H. Samimi and M. Uysal, "Performance of coherent differential phase-shift keying free-space optical communication systems in M-distributed turbulence," *IEEE/OSA J. Opt. Commun. Netw.*, vol. 5, no. 7, pp. 704–710, Jul. 2013.
- [387] E. J. Lee and V. W. S. Chan, "Diversity coherent and incoherent receivers for free-space optical communication in the presence and absence of interference," *IEEE/OSA J. Opt. Commun. Netw.*, vol. 1, no. 5, pp. 463–483, Oct. 2009.
- [388] S. M. Aghajanzadeh and M. Uysal, "Diversity-multiplexing trade-off in coherent free-space optical systems with multiple receivers," *IEEE/OSA J. Opt. Commun. Netw.*, vol. 2, no. 12, pp. 1087–1094, Dec. 2010.
- [389] M. Niu, J. Schlenker, J. Cheng, J. F. Holzman, and R. Schober, "Coherent wireless optical communications with predetection and postdetection EGC over gamma-gamma atmospheric turbulence channels," *IEEE/OSA J. Opt. Commun. Netw.*, vol. 3, no. 11, pp. 860–869, Nov. 2011.
- [390] M. Niu, J. Cheng, and J. F. Holzman, "Error rate performance comparison of coherent and subcarrier intensity modulated optical wireless communications," *IEEE/OSA J. Opt. Commun. Netw.*, vol. 5, no. 6, pp. 554–564, Jun. 2013.
- [391] S. M. Haas, J. H. Shapiro, and V. Tarokh, "Space-time codes for wireless optical communications," *EURASIP J. Appl. Signal Process.*, vol. 2002, no. 1, pp. 211–220, Mar. 2002.
- [392] E. Bayaki and R. Schober, "Performance and design of coherent and differential space-time coded FSO systems," *J. Lightw. Technol.*, vol. 30, no. 11, pp. 1569–1577, Jun. 2012.



**Mohammad Ali Khalighi** (M'99–SM'07) received the B.Sc. degree in telecommunications and the M.Sc. degree in electronics from Sharif University of Technology, Tehran, Iran, in 1995 and 1997, respectively, and the D.E.A. and Ph.D. degrees in electrical engineering (signal, image, speech, telecommunications) from the Institut National Polytechnique de Grenoble, Grenoble, France, in 1999 and 2002, respectively. From 2002 to 2005, he was with GIPSA-Lab, Télécom Paris-Tech (ENST), and IETR-Lab as a Postdoctoral Research Fellow. In 2005, he joined the École Centrale Marseille and Institut Fresnel, Marseille, France, where he currently holds an Associate Professor position. His main research areas of interest include signal processing for wireless communication systems with an emphasis on free-space, underwater, and indoor visible-light optical communications.

Dr. Khalighi was the recipient of the Scientific Excellence Award from the French Ministry of Research and Higher Education for the periods of 2009–2013 and 2013–2017.



**Murat Uysal** received the B.Sc. and M.Sc. degrees in electronics and communication engineering from Istanbul Technical University, Istanbul, Turkey, in 1995 and 1998, respectively, and the Ph.D. degree in electrical engineering from Texas A&M University, College Station, Texas, in 2001.

He is currently a Professor and Chair of the Department of Electrical and Electronics Engineering, Ozyegin University, Istanbul. Prior to joining Ozyegin University, he was a tenured Associate Professor at the University of Waterloo, Waterloo, ON, Canada, where he still holds an adjunct faculty position. His research interests are in the broad areas of communication theory and signal processing with a particular emphasis on the physical layer aspects of wireless communication systems in radio, acoustic, and optical frequency bands. He has authored some 200 journal and conference papers on these topics and received more than 3000 citations.

Dr. Uysal is an active contributor to IEEE. He currently leads the EU COST Action OPTICWISE, which is a consolidated European scientific platform for interdisciplinary research activities in the emerging area of optical wireless communications. He serves on the Editorial Boards of the IEEE TRANSACTIONS ON COMMUNICATIONS, IEEE TRANSACTIONS ON VEHICULAR TECHNOLOGY, *Wiley Wireless Communications and Mobile Computing* (WCMC), and *Wiley Transactions on Emerging Telecommunications Technologies*. In the past, he served as an Editor of the IEEE TRANSACTIONS ON WIRELESS COMMUNICATIONS (2003–2011) and IEEE COMMUNICATIONS LETTERS (2004–2012) and a Guest Co-Editor of WCMC Special Issue on MIMO Communications (October 2004) and IEEE JOURNAL ON SELECTED AREAS IN COMMUNICATIONS Special Issue on Optical Wireless Communications (December 2009). Over the years, he has served on the Technical Program Committee of more than 80 international conferences and workshops in the communications area. He was the recipient of several awards, including the University of Waterloo Engineering Research Excellence Award, Natural Science and Engineering Research Council of Canada Discovery Accelerator Supplement Award, Turkish Academy of Sciences Distinguished Young Scientist Award, and Ozyegin University Best Researcher Award among others.