

Received 20 October 2022, accepted 9 November 2022, date of publication 16 November 2022,  
date of current version 23 November 2022.

Digital Object Identifier 10.1109/ACCESS.2022.3222468

## RESEARCH ARTICLE

# Joint Beam Hopping and Carrier Aggregation in High Throughput Multibeam Satellite Systems

MIRZA GOLAM KIBRIA<sup>1</sup>, (Senior Member, IEEE),  
HAYDER AL-HRAISHAWI<sup>2</sup>, (Member, IEEE), EVA LAGUNAS<sup>2</sup>, (Senior Member, IEEE),  
SYMEON CHATZINOTAS<sup>2</sup>, (Senior Member, IEEE), AND  
BJÖRN OTTERSTEN<sup>2</sup>, (Fellow, IEEE)

<sup>1</sup>Huawei Technologies Sweden AB, 164 40 Kista, Sweden

<sup>2</sup>Interdisciplinary Centre for Security, Reliability and Trust (SnT), University of Luxembourg, 4365 Esch-sur-Alzette, Luxembourg

Corresponding author: Hayder Al-Hraishawi (hayder.al-hraishawi@uni.lu)

This work was supported in part by the Luxembourg National Research Fund (FNR) in the frameworks of the FNR projects “MegaLEO: Self-Organised Lower Earth Orbit Mega-Constellations” under Grant C20/IS/14767486, and in part by the “DISBuS: Dynamic Beam Forming and In-band Signalling for Next Generation Satellite Systems” under Grant BRIDGES19/IS/13778945/DISBuS.

**ABSTRACT** Beam hopping (BH) and carrier aggregation (CA) are two promising technologies for the next generation satellite communication systems to achieve several orders of magnitude increase in system capacity and to significantly improve the spectral efficiency. While BH allows a great flexibility in adapting the offered capacity to the heterogeneous demand, CA further enhances the user quality-of-service (QoS) by allowing it to pool resources from multiple adjacent beams. In this paper, we consider a multi-beam high throughput satellite (HTS) system that employs BH in conjunction with CA to capitalize on the mutual interplay between both techniques. Particularly, an innovative joint BH-CA scheme is proposed and analyzed in this work to utilize their individual competencies. This includes designing an efficient joint time-space beam illumination pattern for BH and multi-user aggregation strategy for CA. Through this, user-carrier assignment, transponder filling-rates, beams hopping pattern, and illumination duration are all simultaneously optimized by formulating a joint optimization problem as a multi-objective mixed integer linear programming problem (MINLP). Simulation results are provided to corroborate our analysis, demonstrate the design tradeoffs, and point out the potentials of the proposed joint BH-CA concept. Advantages of our BH-CA scheme versus the conventional BH method without employing CA are investigated and presented under the same system circumstances.

**INDEX TERMS** Beam hopping, carrier aggregation, flexible resource allocation, high throughput satellite.

## I. INTRODUCTION

Satellite communications technologies are currently experiencing a remarkable evolution due to a paradigm shift brought about by the development of software-defined satellites [1]. The latest satellite technologies have evolved traditional satellite payloads into increasingly digitally reconfigurable versions in order to offer generic and software-based solutions as well as to accommodate spatially and temporally

diverse and unpredictable demand [2]. Moreover, satellite systems have unequivocal advantages such as providing ubiquitous coverage over vast geographies, wideband transmissions, navigation services, and mission-critical operations [3]. Thus, the demand for satellite services is rapidly growing to provide affordable, accessible, uninterrupted wireless connectivity especially to underserved and unserved areas. Beyond traditional satellite applications like aeronautical, maritime, mapping, weather forecasting, broadcasting, rescue and disaster relief, recent advances in satellite technologies, especially within the non-geostationary orbits

The associate editor coordinating the review of this manuscript and approving it for publication was Mohammad Tariqul Islam<sup>1</sup>.

(NGSO), have unlocked the potential of satellites to carry and execute innovative applications and new services from space [4].

Naturally, satellite traffic is highly diversified and spatially distributed over the coverage areas from various users with variable quality-of-service (QoS) profiles, which inflicts daunting operational challenges for accommodating the asymmetry and heterogeneity of the traffic demands [5]. Besides, satellite resources are very scarce and not always affordable particularly the radio frequency (RF) spectrum and the RF chains [6]. Further, conventional resource allocation schemes for mapping spectrum and payload power to satellite beams suffer from capacity deficiency in hot-spots and under-utilization in so-called cold-beams [7]. Therefore, it is imperative to devise innovative and efficient techniques exploiting the potential of software configured satellites to improve resource utilization while satisfying the burgeoning traffic demand and the high throughput requirements [8].

In this direction, many contributions have developed different resource allocation techniques to utilize satellite resources in an efficient manner. For instance, a flexible frequency allocation method is proposed in [9] to mitigate the inter-beam interference issues in satellite communication systems. With the goal of improving the flexibility of resource allocation to satisfy the geographic distribution of traffic requirements, the authors of [10] have designed a power resource allocation model with a digital beamforming (DBF)-based fusion control in the high-throughput satellite (HTS) systems. In [11], optimal dynamic capacity allocation schemes have been proposed in a multi-beam smart gateway diversity HTS system with non-regenerative satellites in order to minimize system's capacity losses as well as to satisfy various quality-of-service (QoS) requirements of the served users. Furthermore, resource management algorithms have been developed in [12] and [13] to efficiently distribute the inter-orbit satellite resources in the non-terrestrial networks (NTNs) with taking into consideration uplink data rate and communication latency.

Furthermore, an intriguing concept was recently introduced to multi-beam HTSs, that is beam hopping (BH), which allows to allocate capacity momentarily according to the demand, see Figure 1 for an illustration. BH provides high flexibility for accommodating irregular and time varying traffic demands as well as to decrease system power consumption [14], [15]. In BH-based satellite systems, the serving beams are activated/illuminated using time division where only a subset of the available beams is activated at a time instance according to their traffic volumes. The flexibility is realized by varying the distribution of capacity in different beams on a time basis using a beam illumination pattern that is sent from the gateway to the satellite and can seamlessly change. The advantages of employing the BH scheme in multi-beam HTS systems are manifold. In addition to the high flexibility in resource allocation in both temporal and spatial domains, it allows scaling down the payload mass by reducing the required number of RF chains. This is

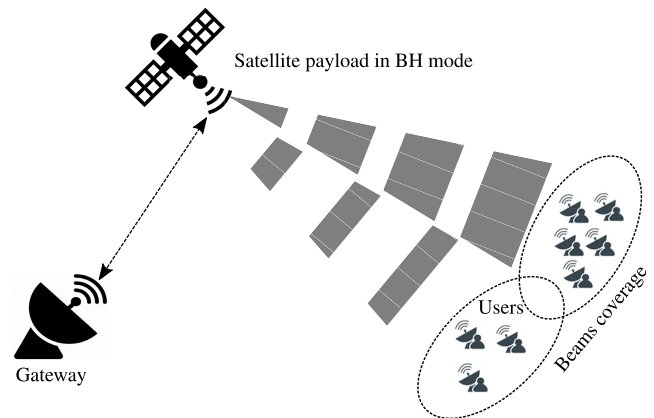


FIGURE 1. Schematic diagram of a satellite payload in BH mode.

highly beneficial and will definitely alleviate the strong cost constraints on satellite launching and operation. In essence, the BH scheme offers higher allocation flexibility, and consequently, improves the resource utilization and increases the achievable system capacity.

Recently, the BH concept has gained momentum in both academia and industry, where the required technological foundation for enabling BH beam hopping has been incorporated into the new digital video broadcasting-satellite (DVB-S2X) standard. In this, the ability to receive a forward link carrier in a burst manner is considered through introducing the concept of super frame (SF) and by a higher layer of synchronization. Specifically, the SF is able to hold multiple Baseband frames (BBFrames) and allows a guard for the satellite switching between beams. Further, employing the SF increases the symbol rate per beam, which will minimize the introduced delay. In addition to these efforts, several research projects were funded by the European Space Agency (ESA) to investigate the BH potentials and use cases [16], [17], [18].

Along with introducing BH as a promising technology to enhance resource utilization, there has been a prominent solution to further increase spectral efficiency and the overall system capacity through carrier aggregation (CA) [19], [20]. CA is a successfully implemented technology in terrestrial networks, which allows network operators to aggregate multiple component carriers across the available spectrum to achieve higher peak data rates [21]. Correspondingly, CA can be employed within the HTS architectures to allow full deployment flexibility and uncompromised user throughput while ensuring a high-quality user experience and harnessing the multiplexing gain via flexibly distributing traffic demands over multiple carriers [22]. Specifically, in satellite communication systems, each transponder operates over a certain spectrum and an HTS transponder can amplify single or multiple carriers, in this context CA can balance the traffic loads among the serving beams that experience heterogeneous demands. For instance, inter-beam CA provides flexibility to adapt to heterogeneous traffic demands, namely congestion on the so-called hot beams

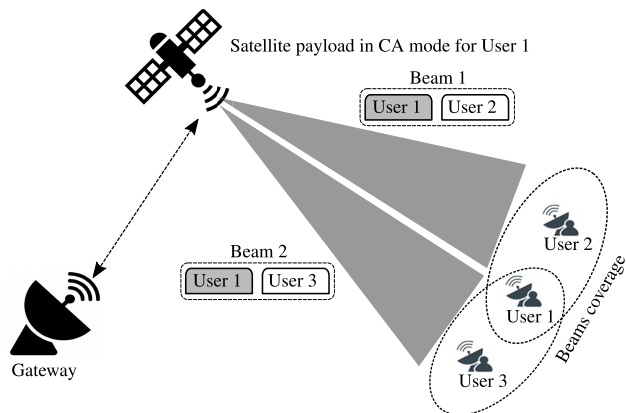


FIGURE 2. Schematic diagram of a satellite payload in CA mode for a specific user.

(high demand beams) can be relieved by utilizing resources from the neighboring cold beams (low demand beams), which usually takes place at the beams’ borders, as depicted in Figure 2. Motivated by these benefits, few research works have been conducted in the satellite communication domain to explore CA technical feasibility and its potential returns [23], [24], [25], where it has been concluded that CA does not only circumvent the spectrum scarcity issue but it also ameliorates user-fairness in terms of QoS and throughput.

Individually, each of BH and CA has the potential of offering an order of magnitude or more increase in system throughput compared to the conventional techniques. Fortunately, these two solutions share a symbiotic convergence in many standpoints: BH scheme adapts the offered capacity to spatial fluctuations the demand in a flexible fashion, while CA schemes can ensure high QoS for users through aggregating resources from multiple adjacent beams along with boosting system capacity by performing redistribution (optimization) of the component carriers from a single or multiple transponders. Indeed, harnessing the synergetic interaction between these two approaches would yield an improved system performance in many aspects and certainly provide high-speed transmission data rates. Taking a step in this direction, we propose an innovative approach to combine BH and CA, that is joint BH-CA, to benefit from the properties of each one. In particular, the BH scheme brings forth flexible satellite resource utilization in the time domain whereas the CA scheme increases the flexibility in the frequency domain.

In this work, we focus on studying the feasibility of the proposed concept by jointly devising the time-space transmission plan and user-carrier assignment along with the carrier filling-rates. Thereby, the key technical contributions in this article can be summarized as follows:

- Developing a novel BH technique in synergy with CA concept for HTS systems to construct a joint BH-CA resource allocation scheme benefiting from the intrinsic features of both technologies. To the best of our

TABLE 1. List of used symbols.

Symbol	Description
$N_B$	Number of the serving beams
$N_C$	Number of aggregated carriers
$L$	Number of clusters in the system
$T_H$	Hopping window duration
$N_{TS}$	Number of time-slots in hopping windows
$T_{slot}$	Time-granularity of the BH operation
$N_T$	Number of active cluster in a time-slot
$\mathcal{R}_{c,u}^{(l)}$	Achievable data rate of the user $u$ under cluster $l$ when it is assigned to carrier $c$
$\gamma_{c,u}^{(l)}$	Signal-to-interference-plus-noise ratio
$f_{SE}$	Spectral efficiency mapping function
$\Delta_{max}$	Maximum data carriers
$\beta_{c,u}^{(l)}$	Fractions of component carrier $c$ assigned to user $u$ under cluster $l$
$z_{l,t}$	Binary variable determines if cluster $l$ is active in time-slot $t$ or not ( $z_{l,t} = 1$ :active, $z_{l,t} = 0$ :inactive)
$a_{c,u}^{(l)}$	Carrier-user assignment indicator
$\mathcal{U}^{(l)}$	Set of users within the $l$ -th cluster
$\mathcal{C}^{(l)}$	Set of carriers used in the $l$ -th cluster
$\mathcal{B}^{(l)}$	Set of beams assigned to the $l$ -th cluster
$s_{u,l}$	Offered capacity to user $u$ that belongs to the $l$ -th cluster
$s_l$	Total offered capacity to cluster $l$
$d_{u,l}$	Demand of user $u$ within the coverage of the $l$ -th cluster
$d_l$	Total demand of $l$ -th cluster

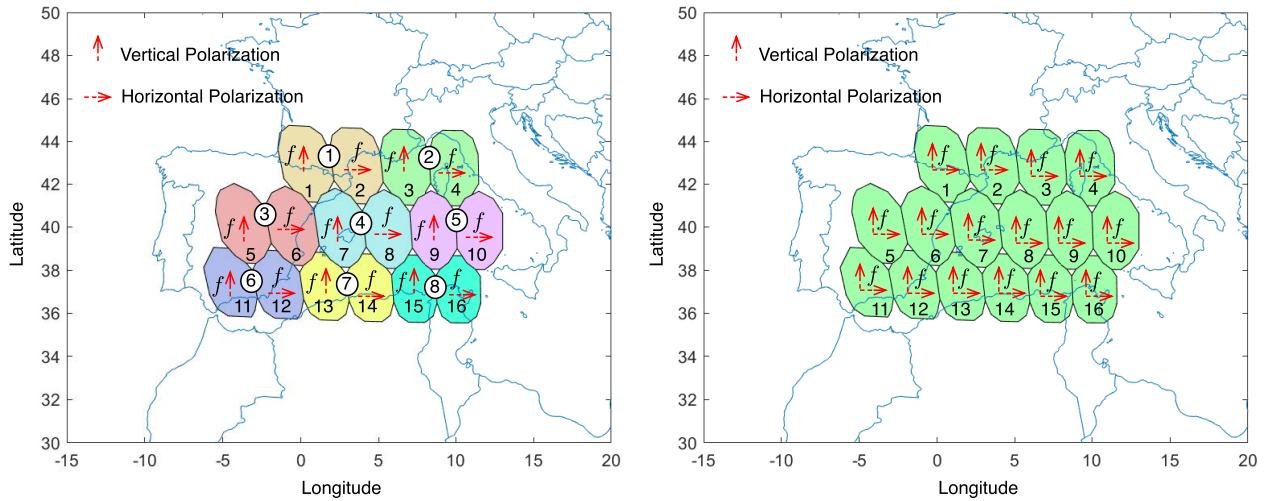
knowledge, the joint BH-CA interaction has not yet been investigated in the open literature.

- In the proposed combination, multiple parameters and variables need to be concurrently considered and optimized such as traffic demand, channel conditions, user-carrier allocation, beams illumination pattern and ratio; therefore, a multi-objective MINLP is formulated and solved for this purpose.
- The performance of the proposed BH-CA concept is investigated herein in terms of satisfying the traffic demand and rate matching. Simulation results including performance comparisons are provided to demonstrate the validity and gains of the proposed technique.

The reminder of this article is organized as follows. The system model is presented in Section II and the problem formulation is stated in Section III. The proposed solution for the optimization problem is provided in Section IV. In Section V, the simulation results are provided to evaluate the proposed approach. This article is then concluded in Section VI. We list the symbols that will be frequently used in this paper along with their definitions in Table 1 for ease of reference.

## II. SYSTEM MODEL

We consider a multi-beam dual-polarization HTS system with a total of  $N_B$  beams as depicted in the beam coverage pattern in Fig. 3. The coverage area of the  $N_B$  beams is divided into clusters ( $N_l$ ) for  $l \in \{1, \dots, L\}$ , where each cluster consists of two adjacent beams and each beam serves with the full available satellite bandwidth because the beams in the clusters operate in an orthogonal polarization. This is also known as cluster hopping, in which, multiple set of



**FIGURE 3.** Left: The satellite beam-pattern with 16 beams along with the frequency and polarization allocation plan for a joint BH-CA based satellite system. Beams with the same colors but with opposite polarization form the clusters. We employ a non-overlapping clustering process where one beam can be part of only one cluster. Each beam is served with the whole system bandwidth but in a single polarization. Right: Frequency and polarization allocation plan for conventional beam-hopping system. Each beam is served with two different polarization. The transponder bandwidth is the satellite system bandwidth.

adjacent beams are illuminated at the same time with the same frequency resource [26]. In this setting, multiple users can be multiplexed within a single carrier. Further, when CA is employed, the user data can be delivered through two component carriers of opposite polarization.

In the multi-beam HTS system, the telemetry, tracking, and command (TT&C) station is responsible for the synchronization among beams during the BH process, which is part of the satellite operation center [27], [28]. The satellite payload is considered to be equipped with switching matrix and digital processors for enabling beam activation/deactivation. Specifically, the gateway collects information from ground terminals such as traffic demand and channel status, by the return links. Then, based on the feedback, the resource manager, that is co-located with the gateway, performs the algorithm to optimize the beam illumination pattern and CA scheduling [25]. The optimization outcomes are communicated to the satellite payload via the TT&C station. According to the optimized beam illumination pattern, the satellite payload relies on a switching matrix to activate the selected beams. The satellite payload delivers data demands to the user terminals using the active beams.

In BH operation mode, the satellite resources in this mode, i.e. transmit power and transponders, are determined based on the average demand (not the peak demand). The number of available transponders as well as the number of beams in each cluster determine the so-called illumination ratio. Specifically, the illumination ratio represents the number of illuminated beams at a time instance to the number of available beams in the system. In this context, there is no exclusive transponder<sup>1</sup> for any beam and the transponders

<sup>1</sup>By transponder, we mean an RF chain consisting of a high power amplifier and other additional components such as filter, low-noise amplifier, multiplexer, etc., handling the signal transmission over a given polarization. The transponders can have just one component carrier or multiple carriers.

are shared among all the serving beams and they are associated with activated beams periodically based on the illumination pattern. Namely, only a subset of clusters/beams are illuminated simultaneously, which requires a less number of transponders (i.e. high power amplifiers (HPAs)) than the number of beams. Under the BH scheme, the service time is divided into hopping windows with duration of  $T_H$  that repeats in a cyclic way. Each hopping window consists of  $N_{TS}$  time-slots where the duration of a time-slot,  $T_{slot}$  accounts for the time-granularity of the BH operation. In this system, we consider that at each time-slot only  $N_T$  ( $N_T < L$ ) clusters are active, Thus, the users belonging to the active clusters are served and each cluster has two data carriers with different polarization to serve the users.

In this setup, the achievable data rate (supply capacity) of the user  $u$  under cluster  $l$  when it is assigned to carrier  $c$  in a certain time-slot is denoted by  $\mathcal{R}_{c,u}^{(l)}$  and can be computed based on the channel-state information (CSI) and the link budget as

$$\mathcal{R}_{c,u}^{(l)} = B \left( f_{SE}(\gamma_{c,u}^{(l)}) \right), \tag{1}$$

where  $B$  denotes the carrier bandwidth in Hz, and  $\gamma_{c,u}^{(l)}$  accounts for the signal-to-interference-plus-noise ratio (SINR) for the  $u$ -th user in the  $l$ -th cluster served by the  $c$ -th carrier. The function  $f_{SE}$  is the spectral efficiency (SE) mapping function according to the adaptive coding and modulation (ACM) scheme considered by the digital video broadcasting-satellite (DVB-S2X) specifications [29].

For the CA scheme, users can be granted with a maximal access to the available data carriers that is defined as  $\Delta_{max}$  or a partial of  $\Delta_{max}$  based on the fill-rate factor ( $\beta_{c,u}^{(l)}$ ) that determines the fractions of data carrier  $c$  assigned to user  $u$  under the  $l$ -th cluster. Furthermore, a binary parameter ( $z_{l,t}$ ) is introduced to indicate whether cluster  $l$  is activated

in time-slot  $t$  or not ( $z_{l,t} = 1 \rightarrow$  active,  $z_{l,t} = 0 \rightarrow$  inactive). Additionally, we need to define a carrier-user binary assignment variable ( $a_{c,u}^{(l)}$ ), namely  $a_{c,u}^{(l)} = 1$  when carrier  $c$  of cluster  $l$  is assigned to user  $u$ , and otherwise  $a_{c,u}^{(l)} = 0$ . Based on these considerations, the offered capacity to user  $u$  that belongs to cluster  $l$  can be calculated as

$$s_{u,l} = \sum_{t=1}^{N_{TS}} \sum_{\forall c, c \in \mathcal{C}^{(l)}} \beta_{c,u}^{(l)} \mathcal{R}_{c,u}^{(l)} z_{l,t}, \forall u, u \in \mathcal{U}^{(l)}, \quad (2)$$

where  $\mathcal{U}^{(l)}$  is the set of users belong to cluster  $l$  and  $\mathcal{C}^{(l)}$  is the set of carriers in cluster  $l$ . Thereby, the total offered capacity to cluster  $l$  is given by

$$s_l = \sum_{\forall u, u \in \mathcal{U}^{(l)}} s_{u,l}, \forall l, l \in L. \quad (3)$$

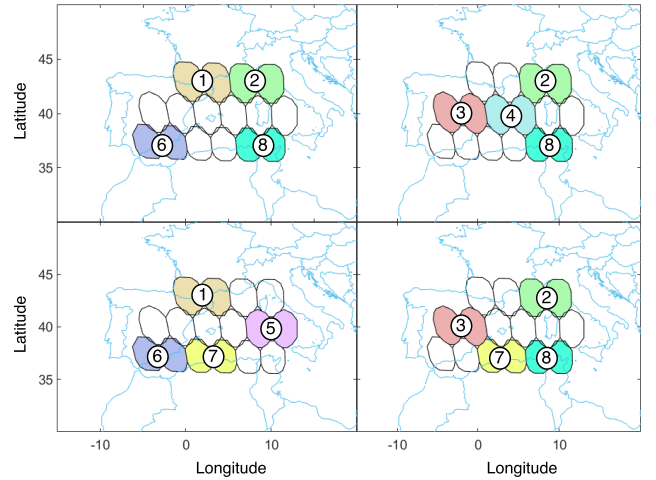
### III. PROBLEM FORMULATION

In our system, the offered capacity has to be tailored to the user demands within the clusters, particularly let  $d_{u,l}$  be the demand of user  $u$  within the coverage of cluster  $l$  while  $d_l = \sum_{u \in \mathcal{U}^{(l)}} d_{u,l}$  be the total demand in the  $l$ -th cluster. The objectives here are two-fold; the parameters  $\beta_{c,u}^{(l)}$ ,  $a_{c,u}^{(l)}$  and  $z_{l,t}$  need to be optimized for each cluster such that the minimum of user supply to demand ratio  $\frac{s_{u,l}}{d_{u,l}}$ ,  $u \in \{1, \dots, N_U^{(l)}\}$  is maximized, where  $N_U^{(l)}$  is the number of users under cluster  $l$ . At the same time we want to maximize the minimum of  $\frac{s_l}{d_l}$ ,  $l \in \{1, \dots, L\}$ . In particular, we opt to maximize the minimum offered capacity to traffic ratio user-wise and cluster-wise at the same time. Accordingly, the joint BH-CA problem formulation is given as

$$\begin{aligned} & \max_{a_{c,u}^{(l)}, \beta_{c,u}^{(l)}, z_{l,t}} \min_{u, u=1, \dots, N_U^{(l)}} \frac{s_{u,l}}{d_{u,l}}, \forall l, \max_{a_{c,u}^{(l)}, \beta_{c,u}^{(l)}, z_{l,t}} \min_{l=1, \dots, L} \frac{s_l}{d_l} \\ & \text{subject to C1: } \sum_{\forall c, c \in \mathcal{C}^{(l)}} a_{c,u}^{(l)} \leq \Delta_{\max}, \forall u, u \in \mathcal{U}^{(l)}, \\ & \text{C2: } \sum_{u=1}^{N_U^{(l)}} \beta_{c,u}^{(l)} \leq 1, \forall c, c \in \mathcal{C}^{(l)}, \\ & \text{C3: } \sum_{l=1}^{N_L} z_{l,t} \leq N_T, \forall t, t \in \{1, \dots, N_{TS}\} \quad (4) \end{aligned}$$

Basically, user-carrier assignment and the corresponding fill-rates for the users in a certain cluster remain the same throughout the hopping window. This feature of the proposed joint BH-CA scheme is consistent with the cluster hopping technique for non-overlapping clusters [26], i.e. a beam cannot be a part of multiple clusters. With the overlapping clustering approach, any group of adjacent beams with opposite polarization can form a cluster, see Fig. 4 for an illustration.

The optimization problem in (4) is defined for the hopping window duration that repeats over time. Therefore, the demand and offered capacity of the users that are in bits per second (bps) will be scaled down to bphw (bits per hopping



**FIGURE 4.** Depiction of some valid BH snapshots for the satellite beam pattern in Fig. 3 for  $\frac{1}{4}$  illumination ratio where each snapshot contains two non-adjacent clusters.

window). It is straight forward to eliminate the max – min formulation above by introducing some slack variables such as  $t_U^{(l)}$ ,  $l = 1, 2, N_L$  and  $t_L$  and imposing the following additional constraints

$$\begin{aligned} \text{C4: } & s_{u,l} \geq t_U^{(l)} d_{u,l}, l = 1, 2, \dots, L \\ \text{C5: } & s_l \geq t_L d_l, l \in L \end{aligned} \quad (5)$$

It is important to mention that with higher frequency re-use factor, overall shape of the satellite beam pattern and clustering process, optimal polarization planning (when allowing adjacent beams to operate using same polarization) may not be possible, which eventually brings about high inter-cluster interference. Furthermore, insufficient beam separation or isolation would also increase the inter-beam interference due to the coverage overlapping with the adjacent beams. The best way to deal with such practical considerations is to inflict a constraint to prevent adjacent clusters from a simultaneous illumination and the clustered beams must have at least a layer of separation. For example, polarization is a good isolation feature to consider where the illuminated beams operate on opposite polarization in order to minimize the inter-cluster interference. To this end, we can enforce the simultaneously illuminated clusters to be non-adjacent by adding the following constraint.

$$\text{C6: } z_{n_1,t} + z_{n_2,t} \leq 1, \forall (n_1, n_2) \in \mathcal{P} \text{ with } \mathcal{P}_{n_1 n_2} = 1 \quad (6)$$

where  $\mathcal{P}$  is the set of all adjacent pairs of clusters without a layer of separation. The set  $\mathcal{P}$  can be easily calculated from the adjacency matrix of the beams/clusters and polarization planning.

The constraints in the considered problem formulation in (4) do not really provide the expected mapping between the association indicator  $a_{c,u}^{(l)}$  and the fill-rate variable  $\beta_{c,u}^{(l)}$ . We expect that after solving the problem, if the output  $\beta_{c,u}^{(l)} > 0$ , we should have  $a_{c,u}^{(l)} = 1$  or vice versa, but this may not be the case as we have not defined any relation between



## B. LINEARIZATION OF THE PRODUCTS OF TWO VARIABLES

As mentioned earlier the expression for supply capacity to each user is a nonlinear function owing to the multiplicative term  $\beta_{c,u}^{(l)} z_{l,t}$ . In order to make it a linear function, new slack variables have to replace the previous terms as  $q_{c,u,t}^{(l)} = \beta_{c,u}^{(l)} z_{l,t}$ . To linearize these nonlinear (multiplication of continuous variable and integer variable), we introduce the following linear constraints.

$$C9 : \begin{cases} C9-a : q_{c,u,t}^{(l)} \geq 0 \\ C9-b : q_{c,u,t}^{(l)} \leq z_{l,t} \\ C9-c : q_{c,u,t}^{(l)} \leq \beta_{c,u}^{(l)} \\ C9-d : q_{c,u,t}^{(l)} \geq \beta_{c,u}^{(l)} - (1 - z_{l,t}) \end{cases} \quad (10)$$

For the case,  $z_{l,t} = 0$ ,  $q_{c,u,t}^{(l)}$  should be 0. The inequalities {C9-a, C9-b} causes  $0 \leq q_{c,u,t}^{(l)} \leq 0$ , yielding  $q_{c,u,t}^{(l)}$  to be 0. The other pair of linear constraints {C9-c, C9-d} returns  $\beta_{c,u}^{(l)} - 1 \leq q_{c,u,t}^{(l)} \leq \beta_{c,u}^{(l)}$ , and  $\lambda_{c,u} = 0$  conforms these inequalities. On the other hand, for the case  $z_{l,t} = 1$ , the product should be  $q_{c,u,t}^{(l)} = \beta_{c,u}^{(l)}$ . The inequalities {C9-a, C9-b} enforce  $0 \leq q_{c,u,t}^{(l)} \leq 1$ , which is satisfied by  $q_{c,u,t}^{(l)} = \beta_{c,u}^{(l)}$ . The second pair of inequalities {C9-c, C9-d} yields  $\beta_{c,u}^{(l)} \leq q_{c,u,t}^{(l)} \leq \beta_{c,u}^{(l)}$ , forcing  $\lambda_{c,u} = f_{c,u}$  as needed. After the linear approximation, the supply capacity to user  $u$  of cluster  $l$ ,  $s_{u,l}$  becomes an affine function of  $q_{c,u,t}^{(l)}$ , and thus, a linear function that can be written as

$$s_{u,l} = \sum_{t=1}^{N_{TS}} \sum_{c=1}^{N_C^{(l)}} q_{c,u,t}^{(l)} \mathcal{R}_{c,u}^{(l)} \quad (11)$$

## C. LINEARIZATION OF CONDITIONAL CONSTRAINTS

Note that the *conditional* constraints C7 in (7) are nonlinear as well. The following linear constraints will linearize the nonlinear *conditional* constraint.

$$C7 : \begin{cases} L1 : \beta_{c,u}^{(l)} \leq M a_{c,u}^{(l)} \\ L2 : \beta_{c,u}^{(l)} \geq \epsilon - (1 - a_{c,u}^{(l)}) \end{cases} \quad (12)$$

Here,  $M$  is a large constant.  $M$  is selected to be big enough so that the constraints do not influence the optimal solution/feasible set when the condition does not hold, i.e. in these models, it would be an upper bound on  $\beta_{c,u}^{(l)}$ . Therefore, we should set it equal to 1, which is the largest value that  $\beta_{c,u}^{(l)}$  can reasonably take. Consequently, the linearized *conditional* constraints eventually can be expressed as

$$C7 : \begin{cases} L1 : \beta_{c,u}^{(l)} \leq a_{c,u}^{(l)} \\ L2 : \beta_{c,u}^{(l)} \geq \epsilon - (1 - a_{c,u}^{(l)}) \end{cases} \quad (13)$$

Strict inequalities in N2 of (7), e.g., if  $a_{c,u}^{(l)} = 1$ , then  $\beta_{c,u}^{(l)} > 0$  is pointless in practical optimization, and thus, we come up with a significantly large  $\epsilon$  that is non-zero and does not drown in the general precision and tolerance of numerical solvers, typically around  $10^{-7}$ . Accordingly,

if  $a_{c,u}^{(l)} = 0$ , then  $\beta_{c,u}^{(l)}$  must equal 0 by the first constraint while the second constraint has no effect. If  $a_{c,u}^{(l)} = 1$ , then the second constraint prevails, and the first constraint has no effect, and delivers the expected mapping between the association indicator  $a_{c,u}^{(l)}$  and the fill-rate variable  $\beta_{c,u}^{(l)}$ . Moving forward, after the scalarization of the multiple objectives and linear approximation of the non-linear constraints, the single objective MILP problem can be expressed as

$$\begin{aligned} & \max_{a_{c,u}^{(l)}, \beta_{c,u}^{(l)}, z_{l,t}} \left\{ \theta + \epsilon \left( \sum_{l=1}^{N_L} t_U^{(l)} + t_L \right) \right\} \\ & \text{subject to C1: } \sum_{\forall c, c \in \mathcal{C}^{(l)}} a_{c,u}^{(l)} \leq \Delta_{\max}, \forall u, u \in \mathcal{U}^{(l)}, \\ & \quad N_U^{(l)} \\ & \text{C2: } \sum_{u=1} \beta_{c,u}^{(l)} \leq 1, \forall c, c \in \mathcal{C}^{(l)}, \\ & \quad N_L \\ & \text{C3: } \sum_{l=1} z_{l,t} \leq N_T, \forall t, t = 1, 2, \dots, N_{TS} \\ & \text{C4: } s_{u,l} \geq t_U^{(l)} d_{u,l}, \forall u, u \in \mathcal{U}^{(l)}, l = 1, 2, \dots, N_L \\ & \text{C5: } s_l \geq t_L d_l, l = 1, 2, \dots, N_L \\ & \text{C6: } z_{n_1,t} + z_{n_2,t} \leq 1, \forall (n_1, n_2) \in \mathcal{P} \text{ with } \mathcal{P}_{n_1 n_2} = 1 \\ & \text{C7: } \begin{cases} C7-a : \beta_{c,u}^{(l)} \leq a_{c,u}^{(l)} \\ C7-b : \beta_{c,u}^{(l)} \geq \epsilon - (1 - a_{c,u}^{(l)}) \end{cases} \\ & \text{C8: } \begin{cases} C8-a : \theta \leq t_U^{(l)}, l = 1, \dots, N_L \\ C8-b : \theta \leq t_L \end{cases} \\ & \text{C9: } \begin{cases} C9-a : q_{c,u,t}^{(l)} \geq 0 \\ C9-b : q_{c,u,t}^{(l)} \leq z_{l,t} \\ C9-c : q_{c,u,t}^{(l)} \leq \beta_{c,u}^{(l)} \\ C9-d : q_{c,u,t}^{(l)} \geq \beta_{c,u}^{(l)} - (1 - z_{l,t}) \end{cases} \end{aligned} \quad (14)$$

which can be solved using the MILP solver because it provides globally optimum and accurate solution [32].

## D. COMPLEXITY ANALYSIS

Intuitively, network complexity monotonically increases with number of active beams that are considered in the hopping patterns but fortunately that will be translated into RF energy efficiency and lower hardware complexity. In this work, the developed optimization formula in (8) is an MINLP problem due to the nonlinear and nonconvex functions as explained earlier in Section III. Generally, solving non-linear programming problems can be challenging, and with the multi-objective optimization in this context, it becomes more complicated. To relax the computational complexity, the proposed solution in this work includes converting the problem into a single objective MILP problem, which can be solved in polynomial time.

Additionally, the concept of CA is essentially managed and dispatched through the medium access control (MAC) entity that is responsible for distributing user data packets across the carriers based on specific scheduling approaches, which immensely limits the added complexity to the system

TABLE 2. Simulation parameters.

Parameter	Value
Power per transponder, $P_T$	15 dBW
System bandwidth, $B$	500 MHz
Roll-off factor	20%
Maximum number of carriers per user, $\Delta_{max}$	2
Duration of a time-slot, $T_{slot}$	1.3 ms
Hopping Window, $T_H$	$64 T_{slot}$
Number of transponders, i.e., HPA, $N_{HPA}$	8
Polarization	Dual

architecture [25], [33]. Particularly, the essential block to support multiple carriers is the scheduler that inherently adds a layer of complexity and introduces some delay variations. In this context, user data packet allocation with load balancing scheduling algorithms can be executed using some well-designed allocation patterns, which makes its contribution to the processing load marginal comparing to other link layer functions such as PDU fragmentation and GSE encapsulation. Additionally, the time complexity introduced by enabling CA largely depends on the number of aggregated carriers, namely  $\mathcal{O}(n^{N_C-1})$ , where  $N_C$  accounts for the number of aggregated carriers. Furthermore, it is worth mentioning that user terminal complexity is not affected by enabling the developed technique because all the required operations and the implementation efforts are conducted on the gateway side.

### V. SIMULATION RESULTS

In this section, the performance of the proposed joint BH-CA scheme to the multi-beam HTS systems is evaluated through simulations. The simulation setup includes 16-beam geostationary orbit (GEO) satellite that constructed to form 8 clusters from the total beam coverage pattern. The number of users in each beam is 12 that are randomly distributed over the coverage of the given cluster. Each beam has two carriers and the carrier bandwidth is 54 MHz. The transmit power per beam is set to 12 Watt (W). To reflect the traffic demand variations in the system, 30% of the users are having very high demands while the remaining users have low to average demands. The beam radiation pattern covering some part of western Europe, which is depicted in Figure 3, has been generously provided by ESA, in the context of the FlexPreDem research activity [18]. The other simulation parameters are provided in Table. 2.

In Figure 5, the proposed joint BH-CA scheme is evaluated in terms of the offered capability in matching the supply to the demand at the beam level and compared to the conventional BH scheme. It is evident from the bar-chart that both the proposed joint CA-BH solution and BH scheme perform equally well to a large extent in matching the supplies to the demands, and thus, efficiently utilizing the available satellite resources. The system has a total demand of 1.325 Gbps while the total offered capacities by the conventional BH method and the proposed joint BH-CA scheme are 1.409 Gbps and 1.346 Gbps, respectively. This observation indicates that both schemes offer unused capacities to the system. However, the

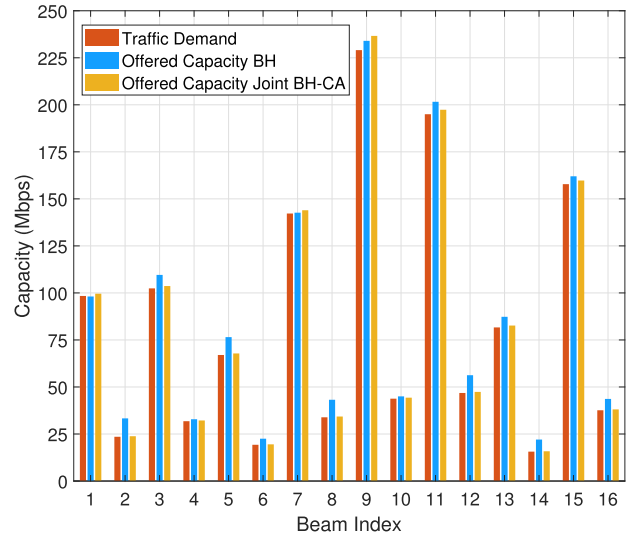


FIGURE 5. Comparison between the distribution of each beam's requested traffic demand and the offered capacities by the conventional BH scheme and the proposed joint BH-CA method.

unused capacity using the BH solution is higher than that of the proposed BH-CA scheme. More importantly, our analysis reveals that user fairness performance when CA is employed with BH is better than the case of only BH is considered.

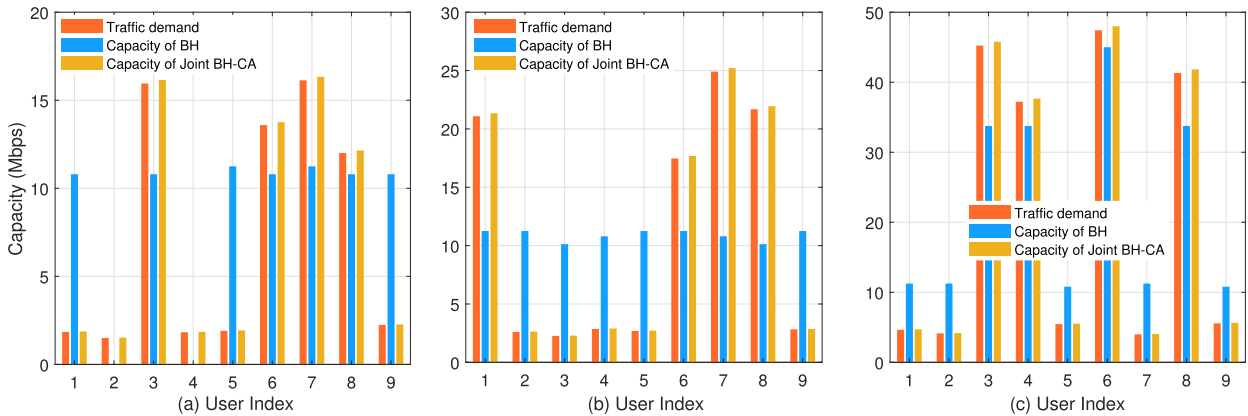
To examine user-fairness in the proposed solution comparing to the solutions with different objectives, the well-known Jain's fairness index is a good tool to quantify the fairness measure. The Jain's fairness index measures how the provided rate matches the demand at a beam level as well as at a user level. Note that the relative allocation of the generic user  $u$  in cluster  $l$ ,  $\zeta_{u,l}$  is the ratio between the offered capacity  $s_{u,l}$  and the demanded/ideal capacity  $d_{u,l}$ , i.e.,  $\zeta_{u,l} = \frac{s_{u,l}}{d_{u,l}}$ . In other words, we opt to obtain the relative allocations to be equal, i.e.,  $\zeta_{1,l} = \zeta_{2,l} = \dots = \zeta_{N_U^{(l)},l}$ . We employ the Jain's fairness index to measure the tightness of relative allocations at user level, which is defined as

$$J_{FI,l} = \frac{\left( \sum_{u=1}^{N_U^{(l)}} \zeta_{u,l} \right)^2}{N_U \sum_{u=1}^{N_U^{(l)}} \zeta_{u,l}^2} \tag{15}$$

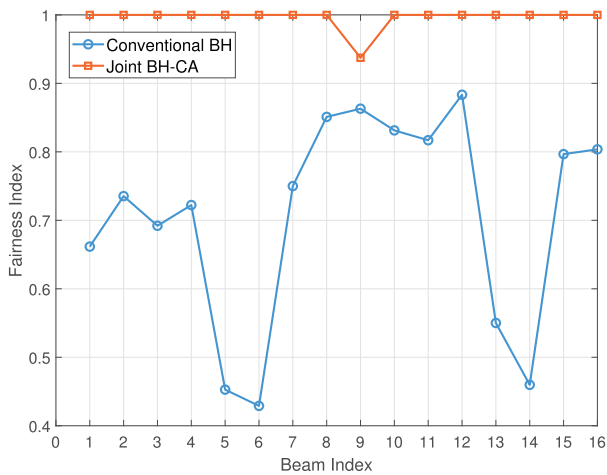
A totally fair CA design will yield  $J_{FI} = 1$ . As the disparity increases, the fairness decreases. The  $J_{FI}$  is bounded between  $\frac{1}{N_U}$  and 1. Similarly, we can define fairness index at beam level.

Next, the rate matching performance is evaluated at a user level in Figure 6 for both joint BH-CA and the conventional BH schemes. The results are depicted for three different beams that have varying traffic demands. For the BH scheme, we first solve the rate matching optimization problem when allowing only non-adjacent beams to be illuminated simultaneously. The number of assigned time-slots is then proportionally distributed among the users if the number of time-slots is higher than the number of users in the





**FIGURE 6.** Comparison in terms of rate matching performance between the conventional BH and the proposed joint BH-CA algorithms for three different beams with various traffic demands. (a) First beam, (b) Second beam, and (c) Third beam.



**FIGURE 7.** Fairness comparison between the proposed joint BH-CA solution and conventional BH scheme at a user-level.

beam. Otherwise, if the number of assigned time-slots is equal or lower than the number of users, then each user will be assigned to a time-slot. On one hand, although the conventional BH scheme delivers high rate-matching performance at the beam level, it fails to achieve the same performance at the user level unless there is only one user in each beam, which is not a practical scenario. On the other hand, the rate-matching performance of the proposed BH-CA scheme at the user-level is as good as rate-matching performance at the beam-level.

In the proposed joint BH-CA scheme, the BH operation takes care of rate-matching at the beam level while the CA operation addresses the rate mismatching issues at the user-level. Whereas, the unused capacity of the low demand users cannot be shared with the high demand users in the conventional BH scheme, and this is the key feature that makes the proposed BH-CA scheme outperforms the conventional BH approach. In other words, the joint BH-CA method is not capable of achieving a good performance gain in requested-offered rate matching but also utilizes the satellite system resources in an efficient manner at the cost of slightly increase in the computational complexity.

Figure 7 investigates the Jain’s fairness index in (15) for both the proposed joint BH-CA solution and conventional BH scheme. The fairness factor is an important metric to measure the rate-matching performance with respect to the traffic demand. The Jain’s fairness index values for all beams with the joint BH-CA scheme are very high and mostly reaching the optimal value that is one. Whilst, the conventional BH solution fails to provide high and uniform fairness index values across the beams in the system. Therefore, the proposed joint BH-CA scheme is a very effective in reducing the unused capacity while ensuring high user-fairness and beam-fairness over the entire system. Additionally, this also implies that the unsatisfied traffic demand is lower with the joint BH-CA scheme than the BH without CA, particularly in the presence of heterogeneous traffic demand.

**VI. CONCLUSION**

In this paper, a novel joint BH-CA scheme is developed for the multi-beam HTS systems. The high heterogeneity of satellite traffic demands in terms of time and location as well as the various QoS profiles of users have inspired this combination to harness the unique synergetic interaction between BH and CA in satisfying the spatiotemporal traffic variations and improving system performance. It has been shown in this paper that joint BH-CA scheme exploits the symbiotic convergence between BH that offers flexible satellite resource utilization in the time domain and CA scheme that increases the resource allocation flexibility in the frequency domain. To this end, a multi-objective mixed integer nonlinear programming (MINLP) optimization problem has been formulated and solved to realize the proposed concept. The performance of the proposed BH-CA approach has been evaluated comparing to the conventional BH scheme without CA. The conducted analyses and evaluations have clearly verified the superiority of the proposed BH-CA scheme over the conventional BH in fully satisfying the requested demand and ensuring the QoS fairness. The proposed joint BH-CA provides an excellent rate matching performance not only at a beam level but also


at a user level, which validates its feasibility and efficiency for the multi-beam HTS systems.

## REFERENCES

- [1] S. Pan, D. Zhu, S. Liu, K. Xu, Y. Dai, T. Wang, J. Liu, N. Zhu, Y. Xue, and N. Liu, "Satellite payloads pay off," *IEEE Microw. Mag.*, vol. 16, no. 8, pp. 61–73, Sep. 2015.
- [2] H. Al-Hraishawi, H. Chougrani, S. Kisseleff, E. Lagunas, and S. Chatzinotas, "A survey on non-geostationary satellite systems: The communication perspective," *IEEE Commun. Surveys Tuts.*, early access, Aug. 9, 2022, doi: 10.1109/COMST.2022.3197695.
- [3] S. K. Sharma, S. Chatzinotas, and P. Arapoglou, *Satellite Communications in the 5G Era*. London, U.K.: Institution of Engineering and Technology, 2018.
- [4] H. Al-Hraishawi, M. Minardi, H. Chougrani, O. Kodheli, J. F. M. Montoya, and S. Chatzinotas, "Multi-layer space information networks: Access design and softwarization," *IEEE Access*, vol. 9, pp. 158587–158598, 2021.
- [5] J. Tang, D. Bian, G. Li, J. Hu, and J. Cheng, "Resource allocation for LEO beam-hopping satellites in a spectrum sharing scenario," *IEEE Access*, vol. 9, pp. 56468–56478, 2021.
- [6] T. Colin, T. Delamotte, and A. Knopp, "Filter distortions in ultra high-throughput satellites: Models, parameters and multicarrier optimization," *IEEE Trans. Signal Process.*, vol. 70, pp. 292–306, 2022.
- [7] S. M. Shahid, Y. T. Seyoum, S. H. Won, and S. Kwon, "Load balancing for 5G integrated satellite-terrestrial networks," *IEEE Access*, vol. 8, pp. 132144–132156, 2020.
- [8] H. Al-Hraishawi, S. Chatzinotas, and B. Ottersten, "Broadband non-geostationary satellite communication systems: Research challenges and key opportunities," in *Proc. IEEE Int. Conf. Commun. Workshops (ICC Workshops)*, Jun. 2021, pp. 1–6.
- [9] Y. Kawamoto, T. Kamei, M. Takahashi, N. Kato, A. Miura, and M. Toyoshima, "Flexible resource allocation with inter-beam interference in satellite communication systems with a digital channelizer," *IEEE Trans. Wireless Commun.*, vol. 19, no. 5, pp. 2934–2945, May 2020.
- [10] M. Takahashi, Y. Kawamoto, N. Kato, A. Miura, and M. Toyoshima, "DBF-based fusion control of transmit power and beam directivity for flexible resource allocation in HTS communication system toward B5G," *IEEE Trans. Wireless Commun.*, vol. 21, no. 1, pp. 95–105, Jan. 2022.
- [11] A. J. Roumeliotis, C. I. Kourogiorgas, and A. D. Panagopoulos, "An optimized simple strategy for capacity allocation in satellite systems with smart gateway diversity," *IEEE Syst. J.*, vol. 15, no. 3, pp. 4668–4674, Sep. 2021.
- [12] M. N. Dazhi, H. Al-Hraishawi, M. R. B. Shankar, and S. Chatzinotas, "Uplink capacity optimization for high throughput satellites using SDN and multi-orbital dual connectivity," in *Proc. IEEE Int. Conf. Commun. Workshops (ICC Workshops)*, May 2022, pp. 1–6.
- [13] M. Dazhi, H. Al-Hraishawi, B. S. M. R. Rao, and S. Chatzinotas, "Terminal-aware multi-connectivity scheduler for uplink multi-layer non-terrestrial networks," in *Proc. IEEE Global Commun. Conf. (GLOBECOM) Workshops*, Dec. 2022, pp. 1–7.
- [14] X. Hu, L. Wang, Y. Wang, S. Xu, Z. Liu, and W. Wang, "Dynamic beam hopping for DVB-S2X GEO satellite: A DRL-powered GA approach," *IEEE Commun. Lett.*, vol. 26, no. 4, pp. 808–812, Apr. 2022.
- [15] Z. Lin, Z. Ni, L. Kuang, C. Jiang, and Z. Huang, "Dynamic beam pattern and bandwidth allocation based on multi-agent deep reinforcement learning for beam hopping satellite systems," *IEEE Trans. Veh. Technol.*, vol. 71, no. 4, pp. 3917–3930, Apr. 2022.
- [16] European Space Agency. *Beam Hopping Techniques in Multi-Beam Satellite Systems-EADS Astrium*. Accessed: Oct. 15, 2022. [Online]. Available: <https://artes.esa.int/projects/beam-hopping-techniques-multibeam-satellite-systems-eads-astrium>
- [17] European Space Agency. *Beam Hopping Emulator for Satellite Systems*. Accessed: Oct. 10, 2022. [Online]. Available: <https://artes.esa.int/projects/behop>
- [18] European Space Agency. *FlexPreDem—Demonstrator of Precoding Techniques for Flexible Broadband Systems*. Accessed: Oct. 20, 2022. [Online]. Available: <https://artes.esa.int/projects/flexpre-dem>
- [19] M. G. Kibria, E. Lagunas, N. Maturo, D. Spano, H. Al-Hraishawi, and S. Chatzinotas, "Carrier aggregation in multi-beam high throughput satellite systems," in *Proc. IEEE Global Commun. Conf. (GLOBECOM)*, Dec. 2019, pp. 1–6.
- [20] H. Al-Hraishawi, N. Maturo, E. Lagunas, and S. Chatzinotas, "Perceptive packet scheduling for carrier aggregation in satellite communication systems," in *Proc. IEEE Int. Conf. Commun. (ICC)*, Jun. 2020, pp. 1–6.
- [21] Y. Rui, P. Cheng, M. Li, Q. T. Zhang, and M. Guizani, "Carrier aggregation for LTE-advanced: Uplink multiple access and transmission enhancement features," *IEEE Wireless Commun.*, vol. 20, no. 4, pp. 101–108, Aug. 2013.
- [22] E. Lagunas, M. G. Kibria, H. Al-Hraishawi, N. Maturo, and S. Chatzinotas, "Dealing with non-uniform demands in flexible GEO satellites: The carrier aggregation perspective," in *Proc. 10th Adv. Satell. Multimedia Syst. Conf. 16th Signal Process. Space Commun. Workshop (ASMS/SPSC)*, Oct. 2020, pp. 1–5.
- [23] European Space Agency. (2020). *CADSAT—Carrier Aggregation in Satellite Communication Networks*. [Online]. Available: <https://artes.esa.int/projects/cadstat>
- [24] M. G. Kibria, E. Lagunas, N. Maturo, H. Al-Hraishawi, and S. Chatzinotas, "Carrier aggregation in satellite communications: Impact and performance study," *IEEE Open J. Commun. Soc.*, vol. 1, pp. 1390–1402, 2020.
- [25] H. Al-Hraishawi, N. Maturo, E. Lagunas, and S. Chatzinotas, "Scheduling design and performance analysis of carrier aggregation in satellite communication systems," *IEEE Trans. Veh. Technol.*, vol. 70, no. 8, pp. 7845–7857, Aug. 2021.
- [26] E. Lagunas, M. G. Kibria, H. Al-Hraishawi, N. Maturo, and S. Chatzinotas, "Precoded cluster hopping for multibeam GEO satellite communication systems," *Frontiers Signal Process.*, vol. 1, pp. 1–11, Oct. 2021.
- [27] G. Maral, M. Bousquet, and Z. Sun, *Satellite Communications Systems: Systems, Techniques and Technology*. Hoboken, NJ, USA: Wiley, 2020.
- [28] C. Zhang, X. Zhao, and G. Zhang, "Joint precoding schemes for flexible resource allocation in high throughput satellite systems based on beam hopping," *China Commun.*, vol. 18, no. 9, pp. 48–61, Sep. 2021.
- [29] *Digital Video Broadcasting (DVB): Implementation Guidelines for the Second Generation System for Broadcasting, Interactive Services, News Gathering and Other Broadband Satellite Applications; Part 2: S2 Extensions (DVB-S2X)*, Standard ETSI TR 102 376-2, European Telecommunications Standards Institute, 2015. [Online]. Available: <http://www.etsi.org>
- [30] K. Miettinen and M. M. Mäkelä, "On scalarizing functions in multiobjective optimization," *OR Spectr.*, vol. 24, no. 2, pp. 193–213, May 2002.
- [31] R. R. Yager, "On ordered weighted averaging aggregation operators in multicriteria decisionmaking," *IEEE Trans. Syst., Man, Cybern.*, vol. SMC-18, no. 1, pp. 183–190, Jan./Feb. 1988.
- [32] J. Kumar, I. U. Khalil, A. U. Haq, A. Perwaiz, and K. Mehmood, "Solver-based mixed integer linear programming (MILP) based novel approach for hydroelectric power generation optimization," *IEEE Access*, vol. 8, pp. 174880–174892, 2020.
- [33] E. Dahlman, S. Parkvall, and J. Skold, *4G, LTE-Advanced Pro and the Road to 5G*, 3rd ed. Orlando, FL, USA: Academic, 2016.



**MIRZA GOLAM KIBRIA** (Senior Member, IEEE) received the B.E. degree in electrical engineering from Visvesvaraya Technological University, India, in 2005, the M.Sc. degree in electrical engineering from the Lund Institute of Technology, Lund University, Sweden, in 2010, and the Ph.D. degree in electrical engineering from Kyoto University, Japan, in 2014. He was with the Wireless Network Research Center, National Institute of Information and Communications Technology, and Yokosuka Research Park, Japan, from July 2014 to August 2018, and with the University of Luxembourg, from 2018 to 2020. He has been working with Huawei Technologies Sweden AB, Sweden, since May 2020. His research interests include satellite communications, resource allocation optimization, wireless signal processing, small cell networks, and stochastic geometry. He was an awardee of Japanese Government Scholarship. He was a recipient of the Young Researcher's Encouragement Award from the Japan chapter of the IEEE Vehicular Technology Society, in 2012, the IEICE WBS Student Paper Award, in 2013, and the IEEE WPMC Best Paper Award, in 2015.



**HAYDER AL-HRAISHAWI** (Member, IEEE) received the Ph.D. degree from the Department of Electrical and Computer Engineering, Southern Illinois University Carbondale, USA, in 2017. He is currently a Research Scientist with the Interdisciplinary Centre for Security, Reliability and Trust (SnT), University of Luxembourg. He has held several industrial positions at Motorola Solutions, Huawei Technologies, and Nokia Networks. His current research interests include designing and analysis of spectrum-sharing techniques for massive MIMO systems, wireless energy harvesting, physical-layer security, and resource allocation for satellite communications systems. He is a member (Associate Editor) of the Editorial Board for IEEE Access.



**EVA LAGUNAS** (Senior Member, IEEE) received the M.Sc. and Ph.D. degrees in telecommunications engineering from the Polytechnic University of Catalonia (UPC), Barcelona, Spain, in 2010 and 2014, respectively. She was a Research Assistant with the Department of Signal Theory and Communications, UPC, from 2009 to 2013. In Summer of 2009, she was a Guest Research Assistant with the Department of Information Engineering, Pisa, Italy. From November 2011 to May 2012, she held a visiting research appointment at the Center for Advanced Communications (CAC), Villanova University, Villanova, PA, USA. In 2014, she joined the Interdisciplinary Centre for Security, Reliability and Trust (SnT), University of Luxembourg, where she currently holds a Research Scientist position. Her research interests include radio resource management and general wireless networks optimization.



**SYMEON CHATZINOTAS** (Senior Member, IEEE) received the M.Eng. degree in telecommunications from the Aristotle University of Thessaloniki, Thessaloniki, Greece, in 2003, and the M.Sc. and Ph.D. degrees in electronic engineering from the University of Surrey, Surrey, U.K., in 2006 and 2009, respectively. He is currently a Full Professor/Chief Scientist I and the Co-Head of the SIGCOM Research Group, SnT, University of Luxembourg. In the past, he has been a Visiting Professor at the University of Parma, Italy, and he was involved in

numerous research and development projects for the National Center for Scientific Research Demokritos, the Center of Research and Technology Hellas, and the Center of Communication Systems Research, University of Surrey. He has coauthored more than 400 technical papers in refereed international journals, conferences, and scientific books. He was a co-recipient of the 2014 IEEE Distinguished Contributions to Satellite Communications Award, the CROWNCOM 2015 Best Paper Award, and the 2018 EURASIP JWCN Best Paper Award. He is currently with the Editorial Board of the IEEE OPEN JOURNAL OF VEHICULAR TECHNOLOGY and the *International Journal of Satellite Communications and Networking*.



**BJÖRN OTTERSTEN** (Fellow, IEEE) received the M.S. degree in electrical engineering and applied physics from Linköping University, Linköping, Sweden, in 1986, and the Ph.D. degree in electrical engineering from Stanford University, Stanford, CA, USA, in 1990. He has held research positions with the Department of Electrical Engineering, Linköping University; the Information Systems Laboratory, Stanford University; the Katholieke Universiteit Leuven, Leuven, Belgium; and the University of Luxembourg, Luxembourg. In 1991, he was appointed as a Professor of signal processing with the Royal Institute of Technology (KTH), Stockholm, Sweden. From 1996 to 1997, he was the Director of Research with ArrayComm, Inc., a start-up in San Jose, CA, USA, based on his patented technology. He has been the Head of the Department for Signals, Sensors and Systems, KTH, and the Dean of the School of Electrical Engineering, KTH. He is currently the Director of the Interdisciplinary Centre for Security, Reliability and Trust, University of Luxembourg. He is a fellow of EURASIP. He has been a Board Member of the IEEE Signal Processing Society and the Swedish Research Council, and also serves the boards of EURASIP and the Swedish Foundation for Strategic Research. He was a recipient of the IEEE Signal Processing Society Technical Achievement Award, the EURASIP Group Technical Achievement Award, and the European Research Council advanced research grant twice. He has coauthored journal articles that received the IEEE Signal Processing Society Best Paper Award in 1993, 2001, 2006, 2013, and 2019, and nine IEEE conference papers best paper awards. He has served as the Editor-in-Chief for *EURASIP Signal Processing* and acted on the Editorial Boards for IEEE TRANSACTIONS ON SIGNAL PROCESSING, *IEEE Signal Processing Magazine*, IEEE OPEN JOURNAL FOR SIGNAL PROCESSING, *EURASIP Journal of Advances in Signal Processing*, and *Foundations and Trends in Signal Processing*.

...