

Received November 4, 2020, accepted November 17, 2020, date of publication December 14, 2020, date of current version December 24, 2020.

Digital Object Identifier 10.1109/ACCESS.2020.3044525

Enhancing the Signal Power Symmetry for Optical Phase Conjugation Using Erbium-Doped-Fibre-Assisted Raman Amplification

MINGMING TAN¹, (Member, IEEE), TU THANH NGUYEN¹, PAWEŁ ROSA², MOHAMMAD AHMAD ZAKI AL-KHATEEB^{1,3}, TINGTING ZHANG¹, AND ANDREW D. ELLIS¹

¹Aston Institute of Photonic Technologies, Aston University, Birmingham B4 7ET, U.K.

²National Institute of Telecommunications, 04-894 Warsaw, Poland

³Infinera Corporation, Allentown, PA 18106, USA

Corresponding author: Mingming Tan (m.tan1@aston.ac.uk)

The work was funded by the UK Engineering and Physical Sciences Research Council (EPSRC) Grant EP/S003436/1 (PHOS) and European Commission Marie Skłodowska-Curie Actions (EC MSCA) Individual Fellowship 748767 (SIMFREE).

ABSTRACT We propose a novel dual-order backward-pumped distributed Raman amplification scheme assisted erbium-doped-fibre (EDF) providing nearly perfect signal power symmetry (>93% symmetry level) over two 50.4 km single mode fibre spans. Compared with conventional dual-order Raman schemes, this scheme only requires an additional short (25 cm) erbium-doped fibre to compensate the loss from the passive components between spans, significantly improving the overall link symmetry. Unlike a conventional hybrid Raman/EDFA approach with separate amplifier modules, the proposed scheme offers cost savings by utilizing the Raman pumps to activate the erbium-doped fibre, avoiding the need for an EDF-designated pump. In an optical transmission system with four 50.4 km fibre spans, our novel Raman scheme presented in this paper enables mid-link optical phase conjugation (OPC) to compensate up to 37 dB of nonlinear Kerr inter-signal interference. This represents a 12 dB advantage in compensation over conventional dual-order Raman amplification. Our experimental and simulated results also demonstrate that the proposed configuration provides 7 dB nonlinear threshold enhancement in a 200 Gb/s DP-16QAM 200 km inline transmission system using a mid-link OPC, exceeding the enhancement observed with the conventional dual-order Raman scheme. Our simulation results also show that the optimum Q^2 factor using the proposed scheme outperforms the conventional schemes at 2000 km.

INDEX TERMS Optical amplifiers, optical fibre communication, phase conjugation, nonlinear optics.

I. INTRODUCTION

Optical phase conjugation (OPC) has proved to be an efficient technique to compensate both linear (e.g. chromatic dispersion) and deterministic nonlinear (e.g. intra channel effects due to the Kerr nonlinearity) optical fibre impairments [1]–[13]. This technique could help exceed the “nonlinear Shannon limit” and significantly improve the maximum transmission distance or the system data capacity in a long-haul transmission system [10]–[16]. In a mid-link

The associate editor coordinating the review of this manuscript and approving it for publication was Rentao Gu.

OPC system the transmission link parameters, such as the length of the transmission fibre, the chromatic dispersion slope, and more importantly the signal power profile along the fibre determine the efficiency of nonlinear impairment compensation [14]–[18]. In [11], [15], the link was amplified mainly by EDFAs with a mid-link OPC, and the results show that the transmission reach was not significantly enhanced due to the lack of symmetrical signal power profiles before and after a mid-link OPC [17]. In contrast, distributed Raman amplification (DRA) can be a superior solution in terms of the transmission performance. Using DRA instead of EDFA can improve the signal-to-noise ratio (SNR) and provide a better

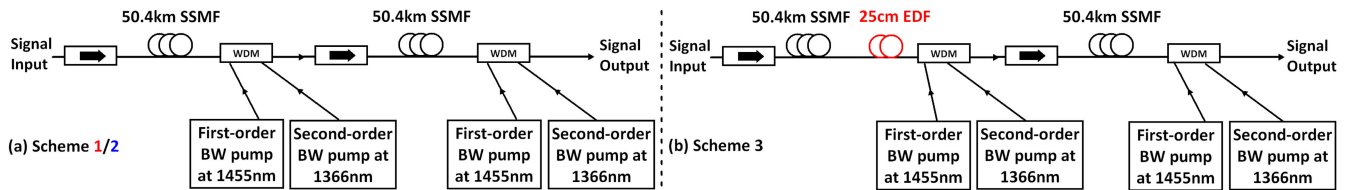


FIGURE 1. (a) Scheme 1 and 2: Dual-order BW-propagated pumping DRA over 2×50.4 km SSMF (including two pump power settings). (b) Scheme 3: EDF-assisted dual-order BW-propagated pumping DRA over 2×50.4 km SSMF.

balance between the ASE noise and the fibre nonlinearity, and consequently offers better transmission performance, with or without a mid-link OPC [15], [19]. Furthermore, a DRA link can be designed to maximise the signal power profile symmetry and consequently the nonlinearity compensation efficiency. Thus, the DRA not only provides a better performance without OPC, but also gives a large margin of performance (reach or data capacity) improvement when deploying an OPC to compensate a significant portion of the nonlinear interference accumulated across the long-haul transmission system. Previous studies showing significant benefit only focused on a single fibre span, where one may achieve signal power profile symmetry in different ways [18]–[20]. However, for a more practical multi-span link the attenuation from the passive components (mainly from the pump-signal combiners and the isolators) degrades the signal-power-profile symmetry. These point losses between spans play key roles in the overall multi-span signal power symmetry, which would have an impact on the nonlinearity compensation efficiency.

In this paper, we expand our previous work in which we proposed a novel distributed Raman amplification scheme to improve the symmetry of the signal power profile and therefore the efficiency of fibre nonlinearity compensation with a mid-link OPC [21]. The basis of this scheme was dual-order backward-pumped distributed Raman amplification assisted by erbium-doped fibre (EDF), which means the use of first- and second-order pumps in addition to a 25 cm erbium-doped fibre. This scheme allows an excellent (>93%) signal power symmetry over a two-span fibre link and enhances the fibre nonlinearity compensation efficiency. More importantly, the proposed scheme can also be applied to multiple fibre spans (>2 spans) without distorting the overall link symmetry. Unlike conventional hybrid EDFA/Raman amplifiers [22], the novelty of our approach lies in the Raman pump at 1455 nm also acting as the pump for the EDF simplifying the configuration. Here, we theoretically and experimentally demonstrate that, in the two-span link with mid-link OPC, using such EDF-assisted dual-order Raman amplification provides >12 dB more compensation than conventional dual-order Raman amplification in terms of nonlinear product power measurement. This scheme enables a minimum improvement of 7 dB in nonlinear threshold when transmitting a 200 Gb/s dual-polarisation (DP)-16QAM signal over 201.6 km (4×50.4 km) standard single mode fibre (SSMF) with a mid-link OPC, 1.5 dB more than conventional dual-order Raman amplification alone. We also show

through simulation that the EDF-assisted scheme should give the best transmission performance at 2000 km.

II. MULTI-SPAN EDF-ASSISTED DUAL-ORDER DISTRIBUTED RAMAN AMPLIFICATION

In order to investigate the impact of multi-span DRA schemes on the nonlinearity compensation, we simulated the signal and noise power profiles of three dual-order DRA schemes with two 50.4 km standard single mode fibre (SSMF) spans and determined four-wave mixing (FWM) conversion efficiencies, and inline transmission performance in both experiments and simulations.

Scheme 1 was the conventional dual-order DRA with backward (BW)-propagated pumping which included both the first-order pump at 1455 nm and the second-order pump at 1366 nm [23] as shown in Fig. 1(a). The gain of the conventional dual-order DRA compensated only the loss from the SSMF, leaving the losses of the passive components (i.e. signal pump combiners, isolators, etc) uncompensated. In scheme 2, the setup was the same as scheme 1, but changing the pump-power of the first span compensated the loss due to fibre attenuation and the passive components between the two spans (~ 1.5 dB). That is the signal output power from the first SSMF was ~ 1.5 dB overpowered to account for this loss. In both cases, the gain in the second span (the last span in multi-span link) was set to compensate the attenuation from the fibre only. Finally, in scheme 3, in order to compensate the loss of passive components without sacrificing the overall symmetry of the two-span link, a 25 cm EDF (Fibrecore M-12(980/125)) was placed between the SSMF and the WDM coupler at the end of the first span as illustrated in Fig. 1(b).

To simulate the DRA, we used an extended model [24] that takes into account: the first-order Raman gain (1455 nm); the Raman amplification of the first order pump by the second (1366 nm); the residual Raman gain induced by the second-order pump on the signal; Raman amplified double Rayleigh scattering (DRS); amplified spontaneous emission (ASE) noise for each signal; and all pump depletion processes. Simulations assumed that the Raman pumps at 1366 nm and 1455 nm were fully depolarised at room temperature, and that the bandwidths of both pumps and the signal were 200 GHz and 125 GHz respectively. The Raman gain coefficients and the attenuation factors for each frequency component were chosen with the respect to the standard Raman gain spectrum and the attenuation curve in SSMF

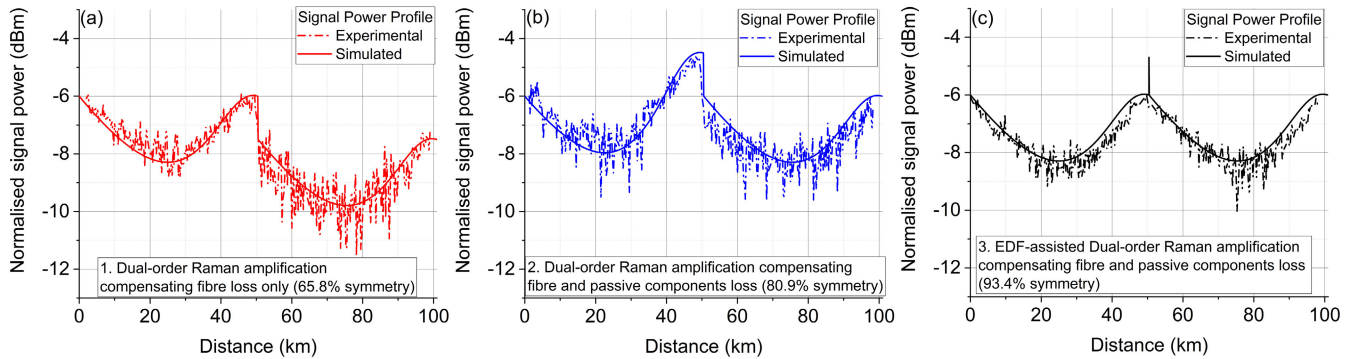


FIGURE 2. Experimentally measured and simulated signal power profiles along the fibre with three Raman amplification schemes; (a) 1. DRA compensating only the fibre loss. (b) 2. DRA compensating the fibre and the passive components' loss between the two spans. (c) 3. EDF-assisted DRA compensating fibre and the passive components' loss between the two spans.

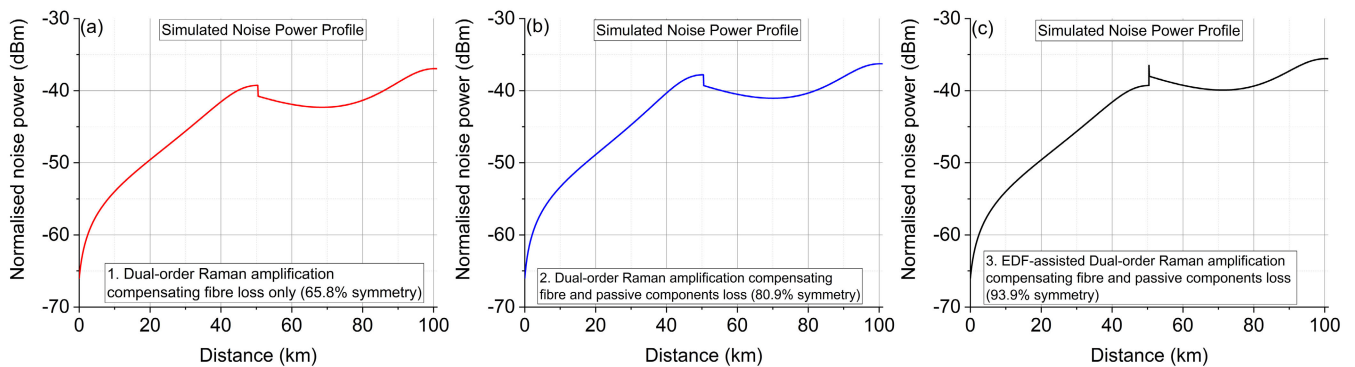


FIGURE 3. Simulated noise power profiles along the fibre with the three Raman amplification schemes.

shown in [24]. The values of the Rayleigh backscattering coefficients at the first-order pump at 1455 nm, second-order pump at 1366 nm and the signal channel were assumed to be 1×10^{-4} , 6.5×10^{-5} and $4.5 \times 10^{-5} \text{ km}^{-1}$, respectively. The attenuation between the spans due to extra components (a WDM coupler and an isolator) were equal for all cases and assumed to be 1.5 dB. To simulate the EDF-assisted scheme 3 illustrated in Fig. 1(b), the attenuation and gain coefficient factors for all frequency components in 25 cm EDF placed at the end of the first span followed the specification sheet of the fibre Erbium Doped Fibre (Fibrecore M-12(980/125)) and were performed using a rate equation model [22], [25]. The step size was 0.1 km for SSMF and 1 cm for EDF.

For scheme 1, the pump power at 1366 nm was $\sim 330 \text{ mW}$, higher than $\sim 100 \text{ mW}$ at 1455 nm, which provided 97% intra-span symmetry (as defined in [18]) a significant improvement over first-order pumping alone [20]. The pump powers compensated only the loss from the SSMF. Thus, in a two-span link, $\sim 1.5 \text{ dB}$ signal power degradation between two spans would be inevitable. The 1.5 dB signal power degradation was particularly crucial given that the signal power variation within single span was only $\sim 3 \text{ dB}$, meaning that the overall link symmetry was seriously distorted giving only 65.8 % two-span symmetry. The symmetry level was calculated [18]

based on the simulated signal power profile in Fig. 2(a). More importantly, the effect of such asymmetry in the signal launch power to the second/next span can be detrimental to the nonlinearity compensation efficiency in a mid-link OPC system [18]. This can be seen clearly from the signal power profiles (Fig. 2(a)) measured by Optical Time Domain Reflectometer (OTDR) with the isolator replaced by a WDM coupler with the same loss, and confirmed by the simulation. The simulated noise power profile along the fibre of this scheme is demonstrated in Fig. 3(a).

For scheme 2, the pump power in the first span was $\sim 330 \text{ mW}$ at 1366 nm and $\sim 115 \text{ mW}$ at 1455 nm, which is slightly higher than in scheme 1. The pump power in the second span remained the same as scheme 1 because it was also set to compensate the attenuation from the fibre only. The slightly increased first-order pump power in the first span compensated the 1.5 dB loss from WDM coupler of the first span and the isolator of the second span. As the signal-power overcompensation in the first span (Fig. 2(b)) led to a signal power transparency, the improving the two-span symmetry of the signal power profile to 80.9 %. Fig. 3(b) shows the simulated noise power profile of scheme 2 in which the noise power at the output can be seen to be slightly higher than that in scheme 1. We attribute this to the higher gain from the first span.

In scheme 3, the pump power in the first span was ~ 330 mW at 1366 nm and ~ 108 mW at 1455 nm, while the pump power of the second span remained the same as scheme 1 and 2. The additional 1.5 dB EDF gain was generated by both pumps (primarily by 1455 nm, however then photon energy at 1366 nm would be partially transferred to 1455 nm) and therefore compensated the loss of passive components between the two spans. Unlike the conventional hybrid Raman/EDFA, the scheme used the Raman pumps at 1366/1455 nm to amplify the EDF instead of a dedicated 980 nm/1480 nm pump for EDF. Fig. 2(c) shows the measured and simulated signal power profiles along the fibre in the proposed configuration. This scheme enables a signal-power symmetry of 93.4 % over two 50.4 km spans, giving the highest overall symmetry for a 100 km link in comparison with 65.8% achieved in in scheme 1 and 80.9 % in scheme 2. The symmetry level of 93.4% over two 50.4 km spans is also comparable to the best symmetry level of 97% over a single 50.4 km span using an optimised dual-order Raman amplification shown in [20]. The reason for the slightly degraded symmetry of two spans is simply the accumulation of 97% asymmetry over two spans. Fig. 3(c) shows the noise power profile. Due to the gain provided by EDF, the noise power at the output is the highest among three schemes, as expected.

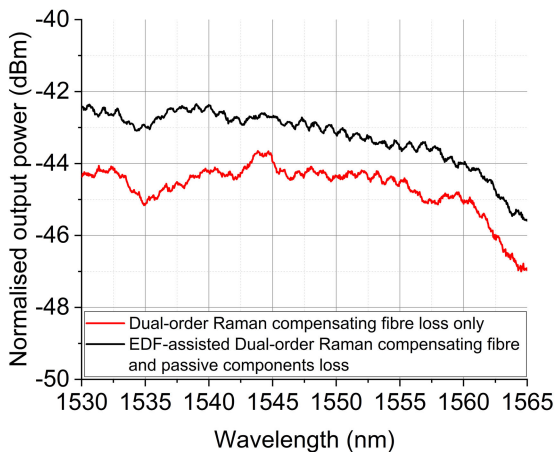


FIGURE 4. Measured output spectrum using the DRA compensating only the fibre loss and EDF-assisted DRA compensating both fibre and passive components loss.

Figure 4 shows experimentally measured output spectra using conventional dual-order DRA and EDF-assisted DRA over a single 50 km SSMF span (the first span in scheme 1 and 3 respectively). We can notice that with the same input (the ASE noise from an EDFA), the output spectra from both amplification schemes were similar to each other (other than ~ 1.5 dB higher gain from EDF-assisted scheme). This implies that there was no significant gain spectrum distortion due to the insertion of the 25 cm EDF fibre at the end of the first span.

III. NONLINEAR PRODUCT POWER MEASUREMENT

Figure 5 shows a schematic diagram of the experiment used to evaluate the generation efficiency of nonlinear mixing products with and without a mid-link OPC using the three DRA schemes. Two 50.4 km Raman amplified SSMF spans were located before the OPC and another two spans after the OPC. The efficiency of the nonlinear product (degenerate four wave mixing) generation was established by launching two 3.5 dBm Continuous Wave (CW) lasers close to 192.8 THz (one fixed at 192.8 THz, the other one sweeping around 192.8 THz), and the generated nonlinear product was analysed with a 150 MHz resolution bandwidth optical spectrum analyser (OSA) [26]. For both paths, the input power to the second half of the 201.6 km link was adjusted with an EDFA. For the mid-link OPC path, we used an additional EDFA before OPC to pre-compensate the insertion loss of the OPC (~ 20 dB). The OPC used in this experiment was the dual-band, polarization insensitive, dual pump OPC reported in [26]. This experiment used only a single band.

The experimentally measured and theoretically predicted nonlinear product power is shown in Fig. 6 as a function of frequency separation of the two lasers using the three DRA schemes, where the calculation of the theoretically predicted curves also use the signal power profiles illustrated in Fig. 2 [26]. For the non-OPC path, the generated nonlinear Kerr product power for all the three DRA schemes was up to -16 dB in the strongly phase matched region (low frequency separation). However, because of the poor link symmetry caused by the signal power degradation between the first and second span, scheme 1 showed the least Kerr power reduction of only ~ 17 dB (comparing the two peaks of the nonlinear product power traces) with a mid-link OPC. Thanks to the improved link symmetry by the Raman pumps from the first span compensating the passive components' loss, enabled better Kerr product power compensation (~ 25 dB) to be achieved using scheme 2. The proposed scheme (scheme 3) used a 25 cm EDF to generate ~ 1.5 dB gain to compensate for the loss between spans, and therefore maintained excellent signal power symmetry simultaneously for both individual span and two spans link. This Raman scheme enabled the highest compensation (up to 37 dB) in nonlinear Kerr product power, which is comparable to the symmetry level of the single span in [20] whilst extending the result to a two-span configuration.

IV. TRANSMISSION RESULTS AND DISCUSSIONS

An inline coherent transmission experiment was performed for a 200 Gb/s DP-16QAM (32 GBaud, 256 Gbit/s line rate, $2^{15}-1$ PRBS length, 0.1 roll-off factor) signal centred at 194.8 THz with three different DRA schemes with/without a mid-link OPC. After the link, the signal or the conjugated signal (centred at 194.65 THz) was amplified by an EDFA before being detected by a standard polarisation-diverse coherent receiver with a 100 GSa/s, 33 GHz real-time oscilloscope. The digital signal processing (DSP) at the receiver started with the resampling of the digital signal to two

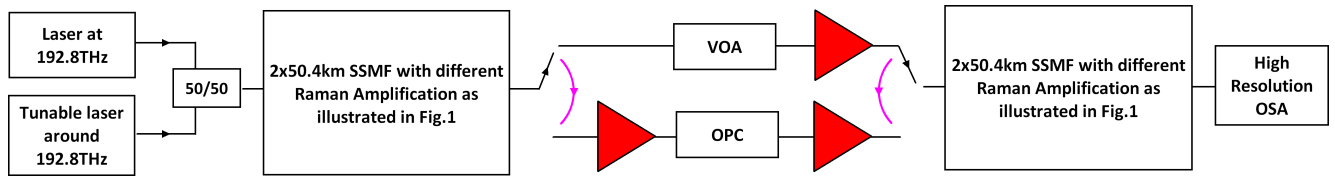


FIGURE 5. Experimental setup of nonlinear product power measurement with/without a mid-link OPC using different DRA schemes.

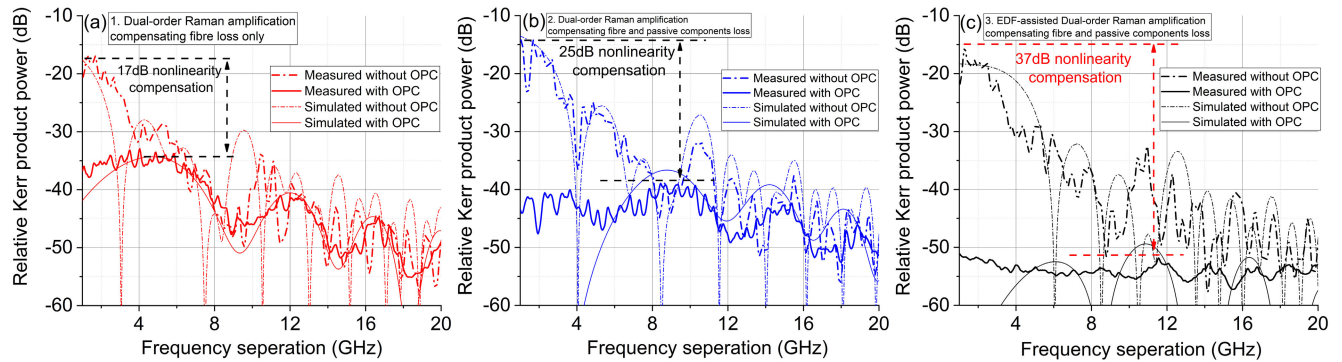


FIGURE 6. Experimentally measured and theoretically predicted nonlinear product frequency separation without/with a mid-link OPC using different DRA schemes.

samples-per-symbol. Then, the conventional procedure for data recovery in a typical coherent optical system was performed [27], including: chromatic dispersion (CD) compensation (using an inverse function of CD in the frequency domain), timing recovery and frequency offset correction (using a Gardner phase detector and a conventional Fourier-transform-based method, respectively), matched-filtering, an adaptive butterfly-structure equalizer (15 taps) to demultiplex the dual polarisation fields and compensate for PMD effects, carrier phase noise recovery (using the well-known blind phase search), down-sampling to one sample-per-symbol, and finally de-mapping QAM symbols into bits. Bit-error-rate (BER) measurement was performed by synchronizing and comparing the received bits with the transmitted bits. We used over 5×10^5 for the calculation, 7 using the inverse error function, of the binary- Q^2 factors shown in Fig.7.

We conducted a numerical simulation of the transmission performance of the DP-16QAM system while taking into account the signal and noise power profiles for each Raman scheme. The simulation setup is similar to the experimental one, using a random sequence of length $2^{16}-1$ instead of the PRBS of length $2^{15}-1$ adopted in the experiment. The system was simulated by solving the coupled nonlinear Schrödinger equations (Manakov equations) using the well-known split-step Fourier method [28] with a step size of 0.1 km and the simulated signal power profiles shown in Fig. 3(a). Other key fibre parameters included the nonlinearity coefficient (1.3 /W/km) and dispersion (16 ps/nm/km). The Raman noise was modelled as Gaussian noise, which was added to the signal after each step (0.1 km), following the simulated noise profiles shown in Fig. 3(b). We used the same trend of the signal and noise power for all signal launch powers, for

simplicity. The additional noise from EDFAs implemented in the experiments at the transmitter, the OPC setup and the receiver were taken into account in the simulations (ASE noise power density for each EDFA was approximately -140 dBm/Hz). The DSP adopted in the simulation was similar to the one used in the experiment.

Figure 7 shows experimentally measured and simulated Q^2 factors versus signal launch power using the three DRA schemes over four 50.4 km spans of SSMF with/without a mid-link OPC. The proposed EDF-assisted scheme shows a maximum improvement of 7 dB in the nonlinear regime exceeding the improvement observed for the conventional DRA schemes 1 and 2 (by 1.5 dB and 1 dB), respectively. The slight difference between the experimental results and the simulation in Fig. 7(c) for EDF-assisted scheme was mainly because of a signal-power profile mismatch at high input signal power, as the pump depletion could lead to the changes in both the Raman and EDF gain. A precise power monitoring system would be required to help achieve more accurate results in particular for highly symmetrical link [20]. It has been established that this is due to the nearly perfect signal power symmetry (>93% symmetry) from the EDF-generated gain compensating the loss between two spans. As the total transmission distance was only ~ 201.6 km, the noise from the OPC/additional EDFA dominated the noise from the Raman-amplified link. This obscured the net Q^2 factor benefit expected from the nonlinearity compensation from the mid-link OPC and in fact resulted in the small reduction in optimum Q^2 factor with mid-link OPC [20].

Figure 8 shows simulated transmission performances at 2000 km using the three schemes. As the length of the link is ~ 2000 km and consequently the accumulated noise from the link (Raman-amplified spans) is dominant compared with

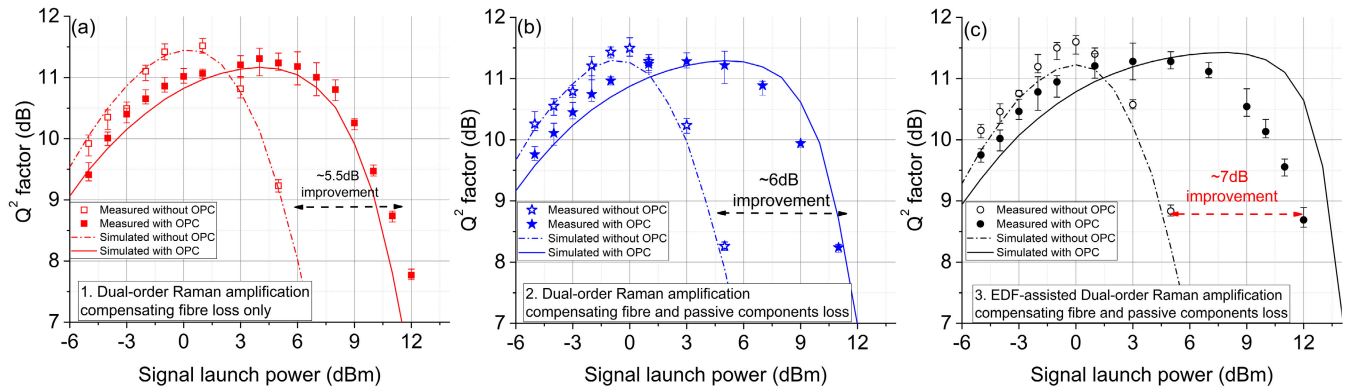


FIGURE 7. Experimentally measured and simulated Q^2 factors versus signal launch power in inline transmission systems with/without a mid-link OPC using different DRA schemes.

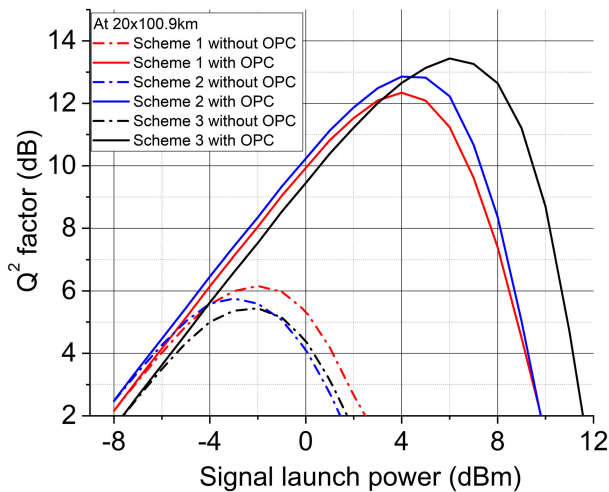


FIGURE 8. Simulated Q^2 factor versus signal launch power with/without OPC at ~ 2000 km.

the OPC noise, the benefit of the Q^2 factor can be revealed for long-haul transmission systems with a mid-link OPC. The Q^2 factor using scheme 3 is 0.6 dB and 1.1 dB better than scheme 2 and scheme 1, respectively. Therefore, using the symmetrical EDF-assisted Raman link can improve the fibre nonlinearity compensation efficiency in a mid-link OPC system.

V. CONCLUSION

We propose a novel dual-order distributed Raman amplification technique assisted by a short erbium-doped-fibre, which can improve the nonlinearity compensation efficiency over multi-span link when deploying a mid-link OPC. This technique can cost-effectively compensate the loss of passive components between the spans and therefore maximise the overall signal power symmetry up to 93% in realistic multi-fibre-span link. Unlike conventional hybrid Raman/EDFA amplification, our technique uses the Raman pump to amplify the erbium-doped fibre without a dedicated EDF pump. We demonstrate that, in the multi-span link with a mid-link OPC, using this scheme gives ~ 37 dB nonlinear product compensation. This is at least 12 dB higher than conventional dual-order Raman schemes. It has been also

shown in both experiments and simulation that this novel Raman scheme gives a 7 dB enhancement of the nonlinear threshold in the 200 Gb/s DP-16QAM 200 km transmission system using a mid-link OPC, which is a minimum of 1 dB higher than conventional dual-order Raman schemes for both 200 and 2000 km links. Using the proposed amplification scheme with 2000 km SSMF link, we show that there is more than 0.6 dB improvement in the optimum Q^2 factor in simulation compared to alternative OPC schemes.

ACKNOWLEDGMENT

The authors would like to thank P. Harper and L. Krzaczanowicz for insightful discussions, Sterlite Technologies and Finisar for industrial support. Original data is available at Aston Research Explorer (<https://doi.org/10.17036/research.data.aston.ac.uk.00000489>).

REFERENCES

- [1] P. Minzioni, I. Cristiani, V. Degiorgio, L. Marazzi, M. Martinelli, C. Langrock, and M. M. Fejer, "Experimental demonstration of nonlinearity and dispersion compensation in an embedded link by optical phase conjugation," *IEEE Photon. Technol. Lett.*, vol. 18, no. 9, pp. 995–997, May 1, 2006.
- [2] M. D. Pelusi, "WDM signal all-optical precompensation of kerr nonlinearity in dispersion-managed fibers," *IEEE Photon. Technol. Lett.*, vol. 25, no. 1, pp. 71–74, Jan. 1, 2013.
- [3] H. Hu, R. M. Jopson, A. H. Gnauck, S. Randel, and S. Chandrasekhar, "Fiber nonlinearity mitigation of WDM-PDM QPSK/16-QAM signals using fiber-optic parametric amplifiers based multiple optical phase conjugations," *Opt. Exp.*, vol. 25, no. 3, pp. 1618–1628, Feb. 2017.
- [4] M. P. Yankov, H. E. Hansen, F. Da Ros, P. M. Kaminski, E. P. da Silva, M. Galili, L. K. Oxenlowe, and S. Forchhammer, "Probabilistic shaping for the optical phase conjugation channel," *IEEE J. Sel. Topics Quantum Electron.*, vol. 27, no. 2, pp. 1–16, Mar. 2021, doi: [10.1109/JSTQE.2020.3024843](https://doi.org/10.1109/JSTQE.2020.3024843).
- [5] F. Da Ros, A. Gajda, E. Liebig, E. P. da Silva, A. Pęczek, P. D. Girouard, A. Mai, K. Petermann, L. Zimmermann, M. Galili, and L. K. Oxenlowe, "Dual-polarization wavelength conversion of 16-QAM signals in a single silicon waveguide with a lateral p-i-n diode [Invited]," *Photon. Res.*, vol. 6, no. 5, pp. B23–B29, 2018.
- [6] P. M. Kaminski, F. Da Ros, A. T. Clausen, S. Forchhammer, L. K. Oxenlowe, and M. Galili, "Improved nonlinearity compensation of OPC-aided EDFA-amplified transmission by enhanced dispersion mapping," in *Proc. Conf. Lasers Electro-Opt. (CLEO)*, San Jose, CA, USA, May 2020, pp. 1–2.
- [7] S. Yoshima, Y. Sun, Z. Liu, K. R. H. Bottrill, F. Parmigiani, D. J. Richardson, and P. Petropoulos, "Mitigation of nonlinear effects on WDM QAM signals enabled by optical phase conjugation with efficient bandwidth utilization," *J. Lightw. Technol.*, vol. 35, no. 4, pp. 971–978, Feb. 15, 2017.

- [8] K. Solis-Trapala, M. Pelusi, H. N. Tan, T. Inoue, and S. Namiki, "Optimized WDM transmission impairment mitigation by multiple phase conjugations," *J. Lightw. Technol.*, vol. 34, no. 2, pp. 431–440, Jan. 15, 2016.
- [9] S. Namiki, K. Solis-Trapala, H. N. Tan, M. Pelusi, and T. Inoue, "Multi-channel cascaded parametric signal processing for wavelength conversion and nonlinearity compensation," *J. Lightw. Technol.*, vol. 35, no. 4, pp. 815–823, Feb. 15, 2017.
- [10] T. Umeki, T. Kazama, A. Sano, K. Shibahara, K. Suzuki, M. Abe, H. Takenouchi, and Y. Miyamoto, "Simultaneous nonlinearity mitigation in 92×180 -Gbit/s PDM-16QAM transmission over 3840 km using PPLN-based guard-band-less optical phase conjugation," *Opt. Exp.*, vol. 24, no. 15, pp. 16945–16951, 2016.
- [11] I. Sackey, F. Da Ros, J. K. Fischer, T. Richter, M. Jazayerifar, C. Peucheret, K. Petermann, and C. Schubert, "Kerr nonlinearity mitigation: Mid-link spectral inversion versus digital backpropagation in 5×28 -GbD PDM 16-QAM signal transmission," *J. Lightw. Technol.*, vol. 33, no. 9, pp. 1821–1827, May 1, 2015.
- [12] I. Sackey, F. Da Ros, M. Jazayerifar, T. Richter, C. Meuer, M. Nölle, L. Molle, C. Peucheret, K. Petermann, and C. Schubert, "Kerr nonlinearity mitigation in 5×28 -GbD PDM 16-QAM signal transmission over a dispersion-uncompensated link with backward-pumped distributed Raman amplification," *Opt. Exp.*, vol. 22, pp. 27381–27391, Mar. 2014.
- [13] E. Bidaki and S. Kumar, "A raman-pumped dispersion and nonlinearity compensating fiber for fiber optic communications," *IEEE Photon. J.*, vol. 12, no. 1, Feb. 2020, Art. no. 720017.
- [14] A. D. Ellis, M. E. McCarthy, M. A. Z. Al Khateeb, M. Sorokina, and N. J. Doran, "Performance limits in optical communications due to fiber nonlinearity," *Adv. Opt. Photon.*, vol. 9, no. 3, pp. 429–503, Sep. 2017.
- [15] I. D. Phillips, M. Tan, M. F. C. Stephens, M. E. McCarthy, E. Giacomidis, S. Sygletos, P. Rosa, S. Fabbri, S. T. Le, T. Kanesan, S. K. Turitsyn, N. J. Doran, P. Harper, and A. D. Ellis, "Exceeding the nonlinear-Shannon limit using Raman laser based amplification and optical phase conjugation," in *Proc. Opt. Fiber Commun. Conf.*, San Francisco, CA, USA, 2014, pp. 1–3.
- [16] M. A. Z. Al-Khateeb, M. Tan, M. A. Iqbal, A. Ali, M. E. McCarthy, P. Harper, and A. D. Ellis, "Experimental demonstration of 72% reach enhancement of 3.6 Tbps optical transmission system using mid-link optical phase conjugation," *Opt. Exp.*, vol. 26, no. 18, pp. 23960–23968, 2018.
- [17] A. D. Ellis, M. Tan, M. A. Iqbal, M. A. Z. Al-Khateeb, V. Gordienko, G. Saavedra Mondaca, S. Fabbri, M. F. C. Stephens, M. E. McCarthy, A. Perentos, I. D. Phillips, D. Lavery, G. Liga, R. Maher, P. Harper, N. Doran, S. K. Turitsyn, S. Sygletos, and P. Bayvel, "4 Tb/s transmission reach enhancement using 10×400 Gb/s super-channels and polarization insensitive dual band optical phase conjugation," *J. Lightw. Technol.*, vol. 34, no. 8, pp. 1717–1723, Apr. 15, 2016.
- [18] P. Rosa, S. T. Le, G. Rizzelli, M. Tan, and J. D. Ania-Castañón, "Signal power asymmetry optimisation for optical phase conjugation using Raman amplification," *Opt. Exp.*, vol. 23, no. 25, pp. 31772–31778, Dec. 2015.
- [19] M. Tan, P. Rosa, S. T. Le, M. A. Iqbal, I. D. Phillips, and P. Harper, "Transmission performance improvement using random DFB laser based Raman amplification and bidirectional second-order pumping," *Opt. Exp.*, vol. 24, no. 3, pp. 2215–2221, 2016.
- [20] M. Al-Khateeb, M. Tan, T. Zhang, and A. D. Ellis, "Combating fiber nonlinearity using dual-order Raman amplification and OPC," *IEEE Photon. Technol. Lett.*, vol. 31, no. 11, pp. 877–880, Jun. 1, 2019.
- [21] M. Tan, M. Al-Khateeb, T. Zhang, and A. D. Ellis, "Fiber nonlinearity compensation using Erbium-Doped-Fiber-Assisted dual-order Raman amplification," in *Proc. Conf. Lasers Electro-Optics*, San Francisco, CA, USA, 2019, pp. 1–2, doi: 10.1364/CLEO_SI.2019.SW30.1.
- [22] L. Lundberg, P. A. Andrekson, and M. Karlsson, "Power consumption analysis of hybrid EDFA/Raman amplifiers in long-haul transmission systems," *J. Lightw. Technol.*, vol. 35, no. 11, pp. 2132–2142, Jun. 1, 2017.
- [23] J.-C. Bouteiller, K. Brar, and C. Headley, "Quasi-constant signal power transmission," in *Proc. 28TH Eur. Conf. Opt. Commun.*, Copenhagen, Denmark, Sep. 2002, pp. 1–2, paper 3.4.
- [24] P. Rosa, G. Rizzelli, M. Tan, P. Harper, and J. D. Ania-Castañón, "Characterisation of random DFB Raman laser amplifier for WDM transmission," *Opt. Exp.*, vol. 23, no. 22, pp. 28634–28639, 2015.
- [25] *Erbium-Doped Fibre*. Accessed: Dec. 13, 2020. [Online]. Available: <https://www.fibercore.com/product/erbium-doped-fiber-isogain>
- [26] M. A. Z. Al-Khateeb, M. A. Iqbal, M. Tan, A. Ali, M. McCarthy, P. Harper, and A. D. Ellis, "Analysis of the nonlinear Kerr effects in optical transmission systems that deploy optical phase conjugation," *Opt. Exp.*, vol. 26, no. 3, pp. 3145–3160, Feb. 2018.
- [27] M. S. Faruk and S. J. Savory, "Digital signal processing for coherent transceivers employing multilevel formats," *J. Lightw. Technol.*, vol. 35, no. 5, pp. 1125–1141, Mar. 1, 2017.
- [28] J. Zhang, X. Li, and Z. Dong, "Digital nonlinear compensation based on the modified logarithmic step size," *J. Lightw. Technol.*, vol. 31, no. 22, pp. 3546–3555, Nov. 15, 2013.



MINGMING TAN (Member, IEEE) received the B.Sc. degree in information engineering from Tianjin University, China, in 2010, the M.Sc. degree (Hons.) in electronics and electrical engineering from the University of Glasgow, U.K., in 2011, and the Ph.D. degree in electronics engineering from Aston University, U.K., in 2016, for the study on advanced Raman amplification in optical fiber communications systems.

He is currently working as a Research Associate with the Aston Institute of Photonics Technologies (AiPT), Aston University. He has published over 70 journal and conference papers in the field of optical fiber communications.

Dr. Tan is a member of the Optical Society of America. He has been a Co-Chair of the Novel Optical Amplifier (NOA) Session from ICTON, since 2019. He has served as a Guest Editor for *Applied Sciences*.



TU THANH NGUYEN received the B.Sc. and M.Sc. degrees in electronics and telecommunications from the Ho Chi Minh City University of Science, Vietnam, in 2010 and 2013, respectively, and the Ph.D. degree from the University of Mons, Belgium, in 2018. Since 2019, he has been a Research Associate with the Aston Institute of Photonic Technologies, Aston University, U.K. His main research interests are DSP algorithms including machine learning for fibre optics communications.



PAWEŁ ROSA received the habilitation degree from the Polytechnic of Warsaw, Poland, in 2020.

He is currently working as an Associate Professor with the National Institute of Telecommunications, Warsaw, Poland, with the main focus on blockchain technology. He is also a Young Ambitious Researcher. He is a National Representative for Poland in the EU European Blockchain Partnership Technical Group with the aim to establish a European Blockchain Services Infrastructure (EBSI) that will support the delivery of cross-border digital public services, with the highest standards of security and privacy.

Dr. Rosa dissertation in B.Eng. on Wireless Sensor Networks was awarded the H.E. Pulsford Memorial Prize for the Best Final-Year Project in an electronic engineering discipline. After graduating, he was also awarded UK EPSRC case-studentship to continue the Ph.D. Research from the Aston Institute of Photonic Technologies, Aston University, U.K., in 2014, and after receiving his Ph.D., he was awarded two consecutive MSCA fellowships under HORIZON 2020 Programme, first with the Spanish National Research Council, CSIC, Madrid, Spain, and then the National Institute of Telecommunications, Warsaw, Poland. In 2020, he was a recipient of the Young Scientist Award for Excellence from the Ministry of Education with the First Position in Poland in an electronic engineering discipline.



MOHAMMAD AHMAD ZAKI AL-KHATEEB received the B.S. degree in communication and software engineering from Al-Balqa' Applied University, Irbid, Jordan, in 2012, the M.S. degree in photonics networks engineering (MAPNET from Scuola Superiore Sant'Anna, Italy, and the Erasmus Mundus double master's degree from Aston University, U.K., in 2014, and the Ph.D. degree in electrical engineering by research in optical communication systems from Aston University, U.K., in 2018, under the supervision of Prof. Ellis.

From 2018 to 2019, he was a Research Assistant with the Aston Institute of Photonic Technology (AiPT), Aston University. Since 2019, he has been with Infinera Corporation, PA, USA, as a Senior Hardware Development Engineer. He has authored a book chapter and authored/co-authored over 42 journal and conference papers on electrical and all-optical nonlinearity compensation techniques in optical transmission systems. His research interest includes development of optical fiber communication systems, specifically expanding their capacity/distance reach by using optical and digital nonlinearity compensation techniques.



TINGTING ZHANG received the B.S. degree in material physics and the M.S. degree in optical engineering from Nanjing University, China, in 2012 and 2015, respectively, and the Ph.D. degree in electronics engineering from Aston University, U.K., in 2020. Since 2019, she has been a Research Associate with the Aston Institute of Photonic Technologies, U.K. Her research interests include digital signal processing and machine learning.



ANDREW D. ELLIS was born in Underwood, U.K., in 1965. He received the B.Sc. degree in physics with a minor in mathematics from the University of Sussex, Brighton, U.K., in 1987, and the Ph.D. degree in electronic and electrical engineering from The University of Aston in Birmingham, Birmingham, U.K., in 1997, for his study on all optical networking beyond 10-Gbit/s.

He previously worked with British Telecom Research Laboratories, as a Senior Research Engineer, investigating the use of optical amplifiers and advanced modulation formats in optical networks and the Corning Research Centre, as a Senior Research Fellow, where he led activities in optical component characterization. From 2003, he headed with the Transmission and Sensors Group, Tyndall National Institute, Cork, Ireland, where he was also a member with the Department of Physics, University College Cork. He is currently a 50th Anniversary Professor of Optical Communications with Aston University, where he is also a Deputy Director of the Institute of Photonics Technologies (AiPT), and he holds an Adjunct Professorships with the Department of Physics, University College Cork and the Research Institute for Networks and Communications Engineering (RINCE), Dublin City University. He has published over 200 journal articles and over 28 patents in the field of photonics, primarily targeted at increasing capacity, reach, and functionality in the optical layer. His research interests include evolution of core and metro networks, and the application of photonics to sensing.

Prof. Ellis is a fellow of the Optical Society of America. He has been a member of the Technical Program Committee of ECOC, since 2004, and two three year terms on the TPC of OFC. He was a Co-Chair of the TPC for ECOC 2019. He served for six years as an Associate Editor for the journal *Optics Express*.

...