

Received May 13, 2020, accepted May 28, 2020, date of publication June 3, 2020, date of current version June 16, 2020.

Digital Object Identifier 10.1109/ACCESS.2020.2999608

Application of Quantum Genetic Optimization of LVQ Neural Network in Smart City Traffic Network Prediction

FUQUAN ZHANG^{1,2}, TSU-YANG WU³, YIOU WANG^{2,4}, RUI XIONG⁴,
GANGYI DING², PENG MEI², AND LAIYANG LIU²

¹Fujian Provincial Key Laboratory of Information Processing and Intelligent Control, Minjiang University, Fuzhou 350117, China

²School of Computer Science and Technology, Beijing Institute of Technology, Beijing 100081, China

³College of Computer Science and Engineering, Shandong University of Science and Technology, Qingdao 266590, China

⁴Beijing Institute of Science and Technology Information, Beijing 100044, China

Corresponding author: Tsu-Yang Wu (wutsuyang@gmail.com)

This work was supported in part by the Research Program Foundation of Minjiang University under Grant MYK17021, Grant MYK18033, Grant MJW201831408, and Grant MJW201833313, in part by the Major Project of Sichuan Province Key Laboratory of Digital Media Art under Grant 17DMAKL01, in part by the Fujian Province Guiding Project under Grant 2018H0028, in part by the National Natural Science Foundation of China under Grant 61772254 and Grant 61871204, in part by the Key Project of College Youth Natural Science Foundation of Fujian Province under Grant JZ160467, in part by the Fujian Provincial Leading Project under Grant 2017H0030, in part by the Fuzhou Science and Technology Planning Project under Grant 2016-S-116, in part by the Program for New Century Excellent Talents in Fujian Province University (NCETFJ), and in part by the Program for Young Scholars in Minjiang University under Grant Mjqn201601.

ABSTRACT Accurate prediction of traffic flow in urban networks is of great significance for smart city management. A short-term traffic flow prediction algorithm of Quantum Genetic Algorithm - Learning Vector Quantization (QGA-LVQ) neural network is proposed to forecast the changes of traffic flow. Different from BP neural network, Learning Vector Quantization (LVQ) neural network is of simple structure, easy implementation and better clustering effect. Utilizing the global optimization ability of Quantum Genetic Algorithm (QGA), it is combined with LVQ neural network to overcome some shortcomings of LVQ neural network, including sensitive to initial weights and prone to local minima. In order to test the convergence ability and the timeliness of QGA-LVQ neural network in short-term traffic flow, some contrast experiments are performed. Experimental simulation results show that, QGA-LVQ neural network obtains excellent prediction results in prediction accuracy and convergence speed. Besides, compared with GA-BP neural network and wavelet neural network, QGA-LVQ neural network performs better in short-term traffic flow prediction.

INDEX TERMS QGA, LVQ neural network, short-term traffic flow prediction, global optimization.

ABBREVIATIONS

GA	Genetic Algorithm.	HMMs	Hidden Markov models.
MAPE	Mean Absolute Percentage Error.	ST-DTW	spatio-temporal dynamic time warping.
QGA	Quantum Genetic Algorithm.	CNN	Convolutional neural network.
MAE	Mean Absolute Error.	PVD	probe vehicle data.
LVQ	Learning Vector Quantization.	LSTM-NN	long short-term memory neural network.
RT	Running Time.	LSTM	Long Short-Term Memory.
BP	Back Propagation.	MSE	Mean Squared Error.
RMSE	Root Mean Square Error.	K-NN	k-nearest neighbor.
MTL-TCNN	multitask learning time convolutional neural network.	ISM	the industrial, scientific and medical.
		MTL	multi-task learning.
		SOM	Self-organizing Maps.
		DEA	differential evolution algorithms.

The associate editor coordinating the review of this manuscript and approving it for publication was Shuping He ¹.

I. INTRODUCTION

Along with the rapid development of the economy, people's travel patterns undergo tremendous changes. The number of private car ownership increases greatly and continuously, which leads to many traffic problems. Some experts have already conducted a series of studies on traffic problems [1]–[3]. Among them, the traffic congestion is a very serious traffic problem, which has caught the attention of the public and government departments. Through investigation and analysis, traffic congestion is closely related to traffic flow. Fortunately, the development of artificial intelligence technology provides a new way for smart cities to predict traffic flow, so that regulators can take early action to prevent or ease the congestion.

Artificial neural networks show good performance in the analysis and prediction of complex nonlinear systems [4], [25]–[28], [33]. Many scholars at home or abroad have put forward many kinds of traffic flow prediction methods based on artificial neural networks. Fu *et al.* proposed a short-term traffic flow prediction based on BP neural network, showing a certain nonlinear fitting ability [5]. Zheng *et al.* used Convolutional neural networks (CNN) to capture spatial correlations [41]. Xu *et al.* proposed a traffic flow prediction model based on adaptive particle swarm neural network, which effectively improved the convergence speed within the acceptable prediction error range and enhanced the real-time performance to a certain extent [6]. Jin *et al.* proposed short-term traffic flow prediction based on wavelet neural network [7], and Lu *et al.* proposed short-term traffic flow prediction based on improved GA-optimized BP neural network [8], both of which have advantages over the traditional BP neural network in predicting accuracy because they both overcome the sensitivity to the initial value.

Traffic flow prediction is a hot topic. Researchers have achieved many results in this field. Jiang *et al.* utilize Hidden Markov models (HMMs) to present the statistical relationship between individual vehicle speeds and the traffic speed [42]. Zheng *et al.* proposed an end-to-end multitask learning time convolutional neural network (MTL-TCNN) to predict short-term passenger demand at the multi-regional level. The algorithm combined with the spatio-temporal dynamic time warping (ST-DTW) feature selector. It can solve the multi-task prediction problem well considering the spatio-temporal correlation [39]. This method tends to recommend schemes for travel modes and is helpful for the selection of travel routes. He *et al.* proposed a method based on low-frequency probe vehicle data (PVD) to identify intersection traffic congestion in urban road networks [40]. Zheng *et al.* proposed a traffic prediction model based on Long Short-Term Memory (LSTM) network. Unlike traditional prediction models, the LSTM network considers the spatio-temporal correlation of the transportation system through a 2D network composed of multiple memory units [35]. Bhatia *et al.* constructed a long short-term memory neural network (LSTM-NN) architecture which overcomes the issue

of back-propagated error decay through memory blocks for spatiotemporal traffic prediction with high temporal dependency. They used Mean Squared Error (MSE) to explore the potential to predict real-time traffic trends accurately [43]. Liang *et al.* proposed a method based on feature selection for linear prediction to identify reasonable spatiotemporal traffic patterns related to the target link [37]. However, linear prediction has limited convergence, and the performance of vector regression is not outstanding. Liu *et al.* proposed a preprocessing method for the prediction process. This method can determine which features should be included in the input vector [38]. However, this method does not improve the prediction algorithm much. Zheng *et al.* proposed a tensor-based k-nearest neighbor (K-NN) method that can maintain the general trend of long-term traffic. This method has a good effect on traffic prediction in the case of data loss [36]. It has a certain effect on the prediction of the overall trend, but it has defects in the accuracy at a specific time. Zhang *et al.* proposed a multi-task learning (MTL) model based on deep learning. The model detects the spatiotemporal causality between links, and selects the most informative features for the MTL model [34]. This leads to loss of information, and the prediction results will be biased by other secondary information without being noticed.

To some extent, artificial neural networks help to regulate the traffic flow of the road network and improve the utilization of the road network. But traffic flow data has some special characteristics such as periodicity, nonlinearity and uncertainty, which makes it difficult to predict accurately and timely. Tanwar *et al.* used the industrial, scientific and medical (ISM) radio band. to realize the real-time transmission of data signals, which ensured the timeliness of data [44]. Fan *et al.* proposed to use building sensors and predict real-time traffic based on the relationship between traffic and buildings., which ensure the accurateness of the data [45]. Hence, in some cases, the existing network traffic prediction methods cannot meet the actual demands. There is an urgent need to explore a better method to predict traffic flow. Learning Vector Quantization (LVQ) neural network is an extension of Self-organizing Maps (SOM), with the advantages of simple structure, good clustering effect and simple calculation. Besides, the nonlinear fitting ability of LVQ neural network is also very strong. LVQ is a network that combines supervised learning and competitive learning, and has its own uniqueness compared with the above methods. It services the weakness of the lack of classification information brought about by the self-organizing network using unsupervised learning algorithms. In view of the advantages of LVQ neural network, we attempt to use LVQ neural network to predict short-term traffic flow. At the same time, it also has defects, such as the weight vector may not converge during the training process, and the information of each dimension attribute of the input sample is not fully utilized. In other words, it assumes that the "contribution" of each dimension attribute to the classification is the same. In addition,

Quantum Genetic Algorithm (QGA) is introduced to overcome the disadvantages of LVQ neural network, including sensitive to initial weights and easily falling into local minima and so on. QGA is a kind of black box algorithm. As an optimized LVQ pre-processing network, it has its unique advantages. Bayesian optimization also is a kind of black box optimization. Its important role is to find the fitting curve of the function, which requires a lot of prior knowledge. The traditional GA network passes the excellent chromosomes and genes to the offspring and regroups them. Its advantage is that it can jump out of the local optimal solution and reach the global optimal solution. QGA represents chromosomes with qubits, quantum revolving gates update chromosomes, and quantum non-gate variant chromosomes. This method converges the probability amplitude to 1 or 0. When the value of LVQ is 0 or 1, the chance of obtaining an equal probability will increase a lot, resulting in an increase in the success rate of clustering. Then, an urban traffic flow prediction method based on Quantum Genetic Algorithm - Learning Vector Quantization (QGA-LVQ) neural network is proposed.

The proposed QGA-LVQ neural network integrates the advantages of QGA and LVQ neural network. It not only has many excellent characteristics similar to LVQ neural network, such as simple structure, few training steps and high classification accuracy, but also uses QGA to have a better global solution, which effectively overcomes the shortcoming of LVQ neural network that is sensitive to initial weights and prone to local minima. LVQ neural network has strong ability of prediction and discrimination for complex nonlinear systems, which is very important for short-term traffic flow prediction.

The rest of this paper is organized as follows: In section 2, the relevant theories (including QGA and LVQ neural network) are analyzed. In section 3, an algorithm of Quantum Genetic Algorithm - Learning Vector Quantization (QGA-LVQ) neural network is proposed, and the application of QGA-LVQ neural network in short-term traffic flow prediction is analyzed. In section 4, in order to test the convergence and optimization ability of the proposed QGA-LVQ neural network, the contrast experiments of the QGA-LVQ neural network, GA-BP neural network [8] and wavelet neural network [7] are performed on five short-term traffic flow data sets. The experimental results show that the algorithm of QGA-LVQ neural network has advantages over the other two algorithms. In section 5, a brief conclusion is given.

II. RELATED WORK

A. QGA

In 1996, Ajit and Mark [9] first proposed Quantum Genetic Algorithm (QGA) by integrating quantum computing theory into Genetic Algorithm (GA). QGA represents chromosomes in appropriate quantum states, and their update evolution operations are accomplished by quantum gate rotation. QGA gives full play to the characteristics of quantum computing

and inherits the advantages of GA [10]. The calculation process of QGA is given below.

1) QUANTUM BIT CODING

Two different states of a qubit are defined as $|0\rangle$ and $|1\rangle$ in the two-dimensional complex vector space. And the state of a qubit can also be the superposition of the two states [11]. As the smallest unit of information, the state of a qubit can be expressed as equation (1).

$$|\varphi\rangle = \alpha|0\rangle + \beta|1\rangle \quad (1)$$

where α and β are complex numbers, respectively representing the relevant probability amplitudes, and satisfy the condition $|\alpha|^2 + |\beta|^2 = 1$.

In QGA, chromosomes are encoded using qubits and quantum superposition states. The encoding of each quantum chromosome is shown in equation (2) [12].

$$q_j^t = \left[\begin{array}{c|c|c|c} \alpha_1^t & \alpha_2^t & \dots & \alpha_m^t \\ \beta_1^t & \beta_2^t & \dots & \beta_m^t \end{array} \right], \quad (2)$$

where t is the population algebra, then the quantum population of the t -th generation is represented as $Q(t) = \{q_1^t, q_2^t, \dots, q_n^t\}$, m is the quantum number, and n is the population size. In addition, the normalization condition (as shown in equation (3)) needs to be satisfied [13].

$$|\alpha_i^t|^2 + |\beta_i^t|^2 = 1, \quad i = 1, 2, \dots, m \quad (3)$$

2) QUANTUM REVOLVING GATES

Update evolution is the key step of QGA. The qubits utilize quantum gates to perform matrix transformation to complete the state migration, to realize the population evolution. Operations of qubits generally use quantum revolving gate, whose definition is shown in equation (4) [14].

$$U(\theta) = \begin{bmatrix} \cos \theta & -\sin \theta \\ \sin \theta & \cos \theta \end{bmatrix} \quad (4)$$

The process of the population evolution is shown in equation (5).

$$\begin{bmatrix} \alpha_i' \\ \beta_i' \end{bmatrix} = \begin{bmatrix} \cos \theta_i & -\sin \theta_i \\ \sin \theta_i & \cos \theta_i \end{bmatrix} \begin{bmatrix} \alpha_i \\ \beta_i \end{bmatrix} \quad (5)$$

where θ_i is the rotation angle. The angle and the direction of θ_i are determined according to the adjustment rules. The coordinate Schematic diagram of the quantum revolving gate is shown in Fig. 1.

3) QUANTUM CROSSOVER AND MUTATION

Quantum crossover is a full interference crossover operation based on the coherent properties of the quantum. Each quantum chromosome in the population needs to perform a crossover operation. The Table 1 gives an example of a crossover operational approach to diagonal permutation and combination When the number of populations is 6 and the length of chromosomes is 7.

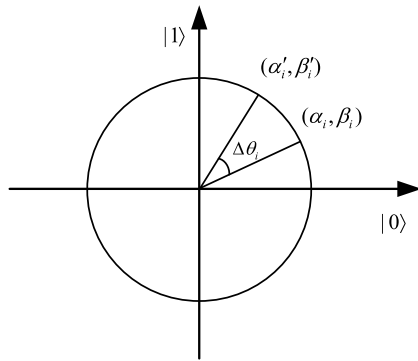


FIGURE 1. The Coordinate schematic diagram of the quantum revolving gate.

TABLE 1. Full interference cross.

1	A(1)	E(1)	D(1)	C(1)	B(1)	A(1)	E(1)
2	B(1)	A(1)	E(1)	D(1)	C(1)	B(1)	A(1)
3	C(1)	B(1)	A(1)	E(1)	D(1)	C(1)	B(1)
4	D(1)	C(1)	B(1)	A(1)	E(1)	D(1)	C(1)
5	E(1)	D(1)	C(1)	B(1)	A(1)	E(1)	D(1)

In the process of quantum mutation, the quantum mutation operators $U(\omega(\Delta\theta_i))$ are used to achieve updating and optimization [15].

$$U(\omega(\Delta\theta_i)) = \begin{vmatrix} \cos(\omega(\Delta\theta_i)) & -\sin(\omega(\Delta\theta_i)) \\ \sin(\omega(\Delta\theta_i)) & \cos(\omega(\Delta\theta_i)) \end{vmatrix} \quad (6)$$

$$\omega(\Delta\theta_i) = f(\alpha_i, \beta_i) * \Delta\theta_i \quad (7)$$

where $f(\alpha_i, \beta_i)$ is the direction of rotation, $\Delta\theta_i$ is the size of the rotation, and Δ is the adjustment factor. The value of Δ is usually small.

Differential evolution algorithms (DEA) [16], [17] is another population-based optimization algorithm. Nevertheless, there are still some weaknesses in DEA, e.g. (1) improper control parameter adaptation schemes; and (2) defect in each mutation strategy., existing in some state-of-the-art DE variants, which may result in slow convergence and worse optimization performance. Therefore, QGA is adapted in the proposed algorithm.

B. LVQ NEURAL NETWORK

The LVQ neural network proposed by Kohonen in 1990 integrates the competitive learning idea with the characteristics of supervised learning algorithm [18]. LVQ neural network has many excellent characteristics, including simple structure, few training steps and high classification accuracy. LVQ neural network shows strong prediction and discrimination ability for complex nonlinear uncertain systems, such as protein sequence prediction [11] and high-voltage circuit breaker diagnosis [19].

The structure of LVQ neural network is divided into three layers, namely the input layer, the competition layer and the output layer, as shown in Fig. 2. The competition layer

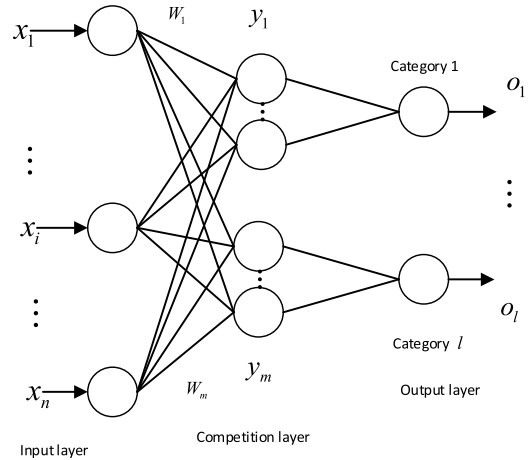


FIGURE 2. The structure of LVQ neural network.

is mainly responsible for the classification of input layer neurons relative to input vectors.

The concept of the competition layer is derived from the SOM. The neurons in the competition layer compete with each other by calculating distances between the input vector and the neurons themselves. The neuron whose pattern closest to the input vector “wins”, with the corresponding weight changing to 1; and the other neurons fail, with the weights changing to 0. The connections between input vector and the neurons in the competition layer are full connections, while the connections between the neurons in the competition layer and the neurons in the output layer are partial connections. The neurons in the competition layer are only connected linearly with one neuron in the output layer, and the weights is the same as the weights from the input layer to the competition layer. If the connection exists, the corresponding weight is 1; otherwise, the weight is 0.

LVQ neural network is developed into two types: LVQ1 neural network and LVQ2 neural network. The biggest difference between them is the number of winning neurons in the competition layer. There is only one winning neuron in LVQ1 neural network, while there are two winning neurons in LVQ2 neural network. LVQ2 neural network introduces secondary winning neurons based on LVQ1 neural network to enhance the performance of network training and improve the classification accuracy of the algorithm.

The calculation steps of LVQ1 neural network are shown as follows [20]:

Step1: The weight W_{ij} between the input layer and the competition layer is initialized, and the learning rate η ($\eta > 0$) is set up.

Step2: The input vector $X = (x_1, x_2, \dots, x_R)^T$ (R is the number of input elements) is imported into the input layer, and the distance d between the competition layer neurons and the input vector is calculated:

$$d = \sqrt{\sum_{j=1}^m (X_j - W_{ij})^2}, \quad i = 1, 2, \dots, S^l \quad (8)$$

where, S^l is the number of competitive neurons [21].

Step3: The competition layer neurons with the shortest distance from the input vector are selected. If d_j is the smallest, the category label of the output layer neurons that connected is marked as C_j .

Step4: The category label corresponding to the input vector is set to C_x . If $C_j = C_x$, the weight is adjusted as equation (9).

$$W_{ij-new} = W_{ij-old} + \eta(x - W_{ij-old}) \quad (9)$$

Otherwise, the weight is adjusted as equation (10).

$$W_{ij-new} = W_{ij-old} - \eta(x - W_{ij-old}) \quad (10)$$

Step5: The program is jumped to *Step2* and repeated until the error precision ε reaches a satisfactory requirement or the number of iterations reaches the maximum.

In LVQ1 neural network, only one neuron in the competition layer is activated. The weight of the winning neuron is modified, while the weight of the other neurons remains unchanged. In LVQ2 neural network, two neurons in the competition layer are activated in network training process. These two neurons are the closest to the input vector, and they are denoted as winning neuron a and sub-winning neuron b , respectively. During a training process, the weights of the winning neuron a and the second winning neuron b are both modified.

LVQ2 can take advantage of updating the weight vector to speed up the optimal solution. At the same time, this method can ensure the timeliness of traffic flow prediction, and correspond to the actual traffic space accurate clustering to achieve the correspondence of the space-time relationship.

III. QUANTUM GENETIC OPTIMIZATION LVQ NEURAL NETWORK FOR SHORT-TERM TRAFFIC FLOW PREDICTION

A. QGA-LVQ NEURAL NETWORK

LVQ neural network, like BP neural network, is sensitive to initial weights and prone to local minima [8]. Lu *et al.* applied the improved GA to BP neural network and obtained better prediction results of the short-time traffic flow. In view of the similar characteristics of LVQ neural network and BP neural network, we intend to apply GA to LVQ neural network. Lin *et al.* proposed a quantum heuristic genetic algorithm to solve the problem of dynamic continuous network design [22]. Compared with GA, the QGA has the following advantages: 1) richer population diversity; 2) fewer populations; 3) better search capabilities; 4) faster convergence speed; 5) higher convergence accuracy. QGA shows better performance in dealing with nonlinear systems. Since QGA has a better global solution, it is used to effectively overcome the shortcoming of LVQ neural network that easily falls into local minima. At the same time, the introduction of QGA reduces the sensitivity of LVQ neural network to initial weights and improves the convergence speed. Combining QGA and LVQ neural network, an algorithm of Quantum Genetic Algorithm - Learning Vector Quantization (QGA-LVQ) neural network for short - time traffic flow prediction is proposed.

The main idea of QGA-LVQ neural network is to firstly select the initial value for LVQ neural network through QGA method, and then make the population gradually converge to the optimal solution to further improve the classification accuracy. The accuracy of classification is the premise of traffic prediction. Only if the classification is accurate and the convergence of each clustering operation can be achieved, the traffic flow value in a specific time and space can be predicted.

The prediction steps of QGA-LVQ neural network are as follows:

Step1: The genetic algebra t is set to zero, that is $t = 0$, and the population $Q(t_0)$ is initialized. Each individual of the initial population is observed once to obtain a state $p(t)$.

Step2: The fitness function of QGA-LVQ neural network is determined according to the distance. The average distance between random individuals in the population and sample points in the input layer is used, which is calculated as equation (11).

$$D_{k,t} = \frac{1}{N_k} \sum_{j \in F_t} \|x_j - P_{k,t}\| \quad (11)$$

where F_t is the set of elements belonging to Class k , N_k is the number of elements of Class k , and x_j is an input vector of the training samples of LVQ neural network.

Then, the fitness of the individual is calculated as equation (12).

$$fitness = \frac{1}{1 + D_{k,t}} \quad (12)$$

Step3: The termination condition of the iterative calculation is shown in equation (13).

$$D = \sum_{k=1}^N D_{k,t} - \sum_{k=1}^N D_{k,t-1} \quad (13)$$

where N is the number of input vectors for the samples. If $|D| < \varepsilon$, the iterative calculation is over.

Step4: $t = t + 1$, and each individual in population $Q(t)$ is observed once. The fitness for each state is calculated. After that, the population is updated with quantum revolving doors to record the best individuals and their fitness. Then, go back to *Step 2*.

B. APPLICATION OF QGA-LVQ NEURAL NETWORK IN SHORT-TERM TRAFFIC FLOW PREDICTION

Short-term traffic flow has the characteristics of time variation, non-linear and periodic stability, which is susceptible to many factors in the actual environment. The proposed QGA-LVQ neural network provides a good idea for short-term traffic flow prediction. First, the short-time traffic flow data set is constructed, and then the QGA-LVQ neural network is generated through training the sample data, so as to achieve efficient prediction.

The short-time traffic flow prediction process based on QGA-LVQ neural network is described in Fig. 3, which includes the schematic diagram.

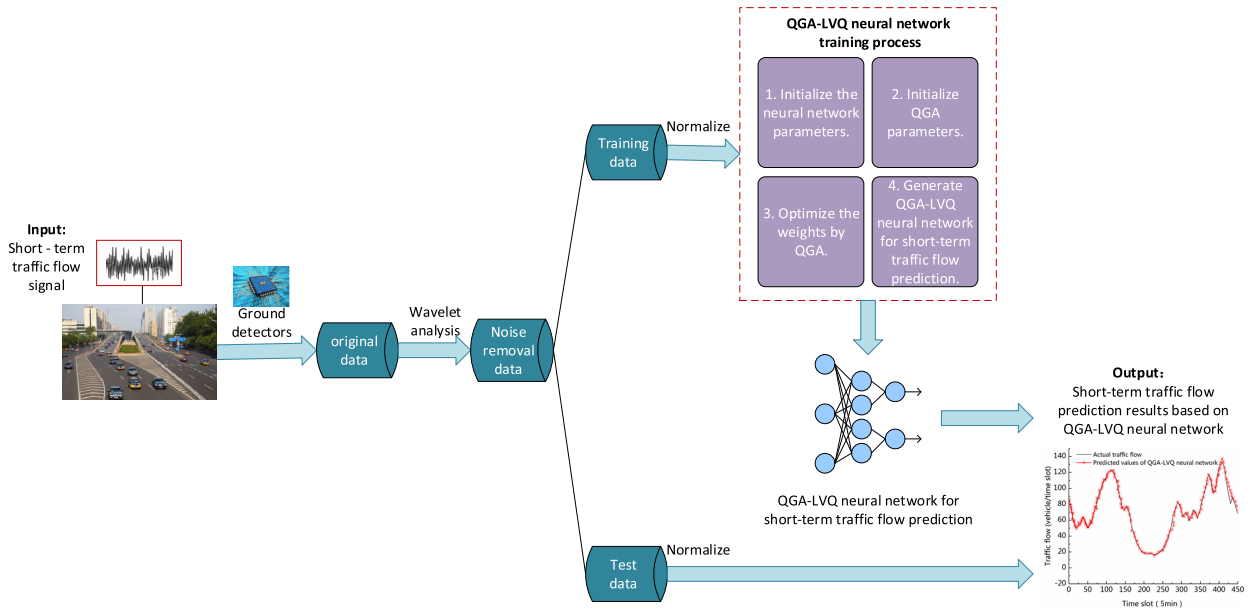


FIGURE 3. The schematic diagram of short-term traffic flow prediction process based on QGA-LVQ neural network.

The short-term traffic flow signal is input to the learning network, and the data is classified and converged to 0 or 1 through the QGA network preprocessing mode. These classification data are then subjected to cluster processing of the LVQ network to solve the global optimal solution, so as to achieve the goal of predicting short-term traffic flow values.

Step1: The traffic flow data collected by ground monitors are denoised by wavelet analysis in order to remove the interference signals. In the process of data monitoring, some encryption technologies [23], [24], [29]–[32] are considered to use for the sake of security of the monitor network

Step2: The data that denoised are divided into training data and test data.

Step3: Both training samples and test samples are normalized.

Step4: LVQ neural network parameters and QGA parameters are initialized.

Step5: The weights are optimized by QGA method.

Step6: Test samples are used to test the short-term prediction performance of QGA-LVQ neural network.

IV. EXPERIMENTAL RESULTS AND ANALYSIS

A. DESCRIPTION OF EXPERIMENTAL DATA SET AND EXPERIMENTAL ENVIRONMENT

For sake of assessing the feasibility of the proposed method, five urban short-term traffic flow datasets are used for simulation experiments. Dataset 1, Dataset 2 and Dataset 3 are all from the traffic data research laboratory at the University of Minnesota Duluth of USA, where Dataset 1 is 1,440 sets of data, Dataset 2 is 1,440 sets of data and Dataset 3 is 864 sets of data. Dataset 4 and Dataset 5 are from PeMS system, and both of them are 864 sets of data. The time interval of all the short-term traffic flow data is 5 minutes, and all the short-term

TABLE 2. Environment configuration of the simulation experiment.

The serial number	Simulation environment	Environment configuration
1	Simulation software	MATLAB 2012a
2	Operating system	Window7
3	CPU	Intel Core i5 8400
4	Memory	8 GB

TABLE 3. Experimental parameter configuration.

The serial number	Experimental parameter	Parameter configuration
1	Population size	50
2	The maximum number of iterations	200
3	Chromosome length	10
4	ϵ	0.01
5	α	0.5
6	β	0.5
7	The number of neurons in the input layer	180
8	The number of neurons in the competition layer	180
9	The number of neurons in the output layer	5
10	The learning rate η	0.1

traffic flow data are normalized. The environment configuration of the simulation experiment is shown in Table 2, and the experimental parameter configuration is shown in Table 3.

B. ANALYSIS OF EXPERIMENTAL RESULTS

Five evaluation indicators [6]–[8] are used for comparative analysis of the experimental results. Among them, the Mean Absolute Percentage Error (MAPE), the Equal Coefficient (EC), the Mean Absolute Error (MAE) and the Root Mean

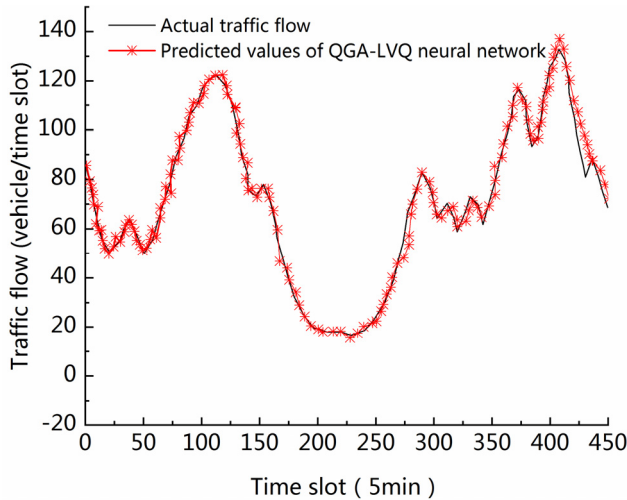


FIGURE 4. Short-term traffic flow prediction results based on QGA-LVQ neural network on the Dataset 1.

Square Error (RMSE) are used to test the convergence and optimization ability of the algorithm, and Running Time (RT) is used to test the convergence rate. Running Time (RT) is based on counting seconds. The other evaluation indicators are calculated as follows.

The Mean Absolute Percentage Error (MAPE) is shown in equation (14).

$$MAPE = \frac{1}{N} \sum_t \left| \frac{Y_p(t) - Y_r(t)}{Y_r(t)} \right| \times 100\% \quad (14)$$

The Equal Coefficient (EC) is shown in equation (15).

$$EC = 1 - \frac{\sqrt{\sum_t (Y_p(t) - Y_r(t))^2}}{\sum_t (Y_p(t))^2 + \sum_t (Y_r(t))^2} \quad (15)$$

The Mean Absolute Error (MAE) is shown in equation (16).

$$MAE = \frac{1}{N} \sum_t |Y_p(t) - Y_r(t)| \quad (16)$$

The Root Mean Square Error (RMSE) is shown in equation (17).

$$RMSE = \sqrt{\frac{\sum_t (Y_p(t) - Y_r(t))^2}{N}} \quad (17)$$

where N is the number of test samples, $Y_p(t)$ is the predicted output value of the QGA-LVQ neural network at Time t and $Y_r(t)$ is the actual traffic flow value at Time t .

Fig. 4 shows the short-term traffic flow prediction results based on the QGA-LVQ neural network on the Dataset 1. Table 4 shows the evaluation results of short-term traffic flow prediction based on the QGA-LVQ neural network that runs 10 times. It can be seen from Fig. 4 and Table 4 that the predicted results of the proposed QGA-LVQ neural network is almost consistent with the actual traffic flow, which verifies its feasibility.

TABLE 4. Evaluation results of QGA-LVQ neural network that runs 10 times.

Number of experiments	MAPE	EC	MAE	RMSE	RT(s)
1	0.0612	0.9884	1.3538	2.2341	33.794
2	0.0485	0.9394	1.3076	2.2399	33.089
3	0.0683	0.9918	1.3265	1.6633	32.800
4	0.0817	0.9813	1.3092	2.0702	30.428
5	0.0807	0.9933	1.3664	1.9798	31.841
6	0.0876	0.9811	1.3316	1.9139	30.823
7	0.0367	0.9483	1.4019	2.1811	32.060
8	0.0621	0.9807	1.3187	2.0532	31.365
9	0.0793	0.9904	1.2860	2.3714	32.551
10	0.0510	0.9716	1.2818	1.8765	32.208
average value	0.0612	0.9884	1.3538	2.2341	33.794

TABLE 5. Comparative analysis of three neural networks.

Predictive model	MAPE	EC	MAE	RMSE	RT(s)
GA-BP	0.08134	0.9745	1.5146	2.4193	40.231
Wavelet neural network	0.07552	0.9792	1.4017	2.2105	28.372
LVQ	0.07099	0.9723	1.3934	2.3518	36.925
QGA-LVQ	0.06120	0.9884	1.3538	2.2341	33.794

TABLE 6. Prediction results of QGA-LVQ neural network on five data sets.

Data set	MAPE	EC	MAE	RMSE	RT(s)
dataset1	0.0612	0.9884	1.3538	2.2341	33.794
Dataset2	0.4762	0.9712	2.1867	3.1867	32.153
Dataset3	0.0835	0.9828	4.1489	9.8112	22.283
Dataset4	0.0526	0.9801	1.0778	1.4773	31.546
Dataset5	0.0376	0.9823	7.6582	8.2429	29.031

In addition, the experiments are conducted to compare the proposed QGA-LVQ neural network with GA-BP neural network [8] and wavelet neural network [7] on the dataset1, and the comparison results are shown in Table 5. As can be seen from Table 5, compared with the other two neural network prediction algorithms, the proposed QGA-LVQ shows better prediction performance. In particular, the MAPE of QGA-LVQ is approximately 25% lower than that of GA-BP. Though the running time of QGA-LVQ neural network is longer than that of wavelet neural network. This is because the basis and the whole structure of wavelet neural network are determined based on wavelet analysis theory, which leads to faster convergence speed. However, the running time of QGA-LVQ neural network is still about 7 seconds shorter than that of GA-BP, with stronger real-time performance. By comparing with the LVQ network, the input data processed by the QGA network makes the LVQ network have better convergence and reduces the error. It is worth mentioning that the prediction effect is better.

Table 6 shows the prediction results of the QGA-LVQ neural network on five data sets, each of which was run 10 times to average. It can be seen from Table 6,

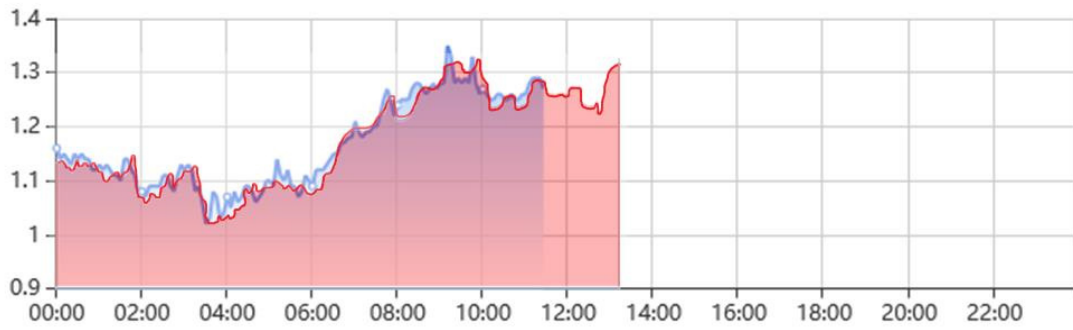


FIGURE 5. Real-time traffic data (blue) and forecast data (red) on a certain day.

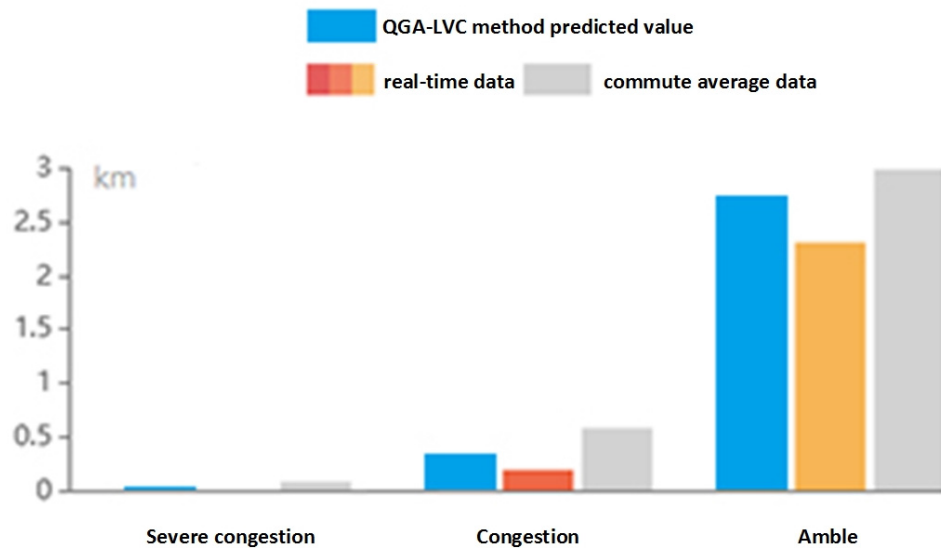


FIGURE 6. Comparison of real-time traffic congestion with predicted value.

QGA-LVQ neural network obtains good prediction results on all the five data sets in terms of convergence speed and prediction accuracy. Therefore, it can be concluded that the proposed QGA-LVQ neural network has stability and reliability to some extent, and QGA-LVQ neural network performs well in convergence speed and prediction accuracy.

The experimental process tested the prediction of traffic congestion on a certain road during one day and compared it with the real-time traffic situation. As shown in Figure 5, blue is real-time traffic data, and red is model prediction data. The two data can basically match with each other. The model can predict traffic congestion one hour in advance, which provides early warning for preventing traffic congestion. As shown in Figure 6, the running speed of the vehicle in the real-time road condition information is counted, and a comparison test is performed on the predicted value. The predicted value can better reflect the traffic congestion is lower than the average commute, which is basically consistent with the actual situation.

V. CONCLUSION

A method for predicting urban traffic network traffic based on QGA-LVQ neural network is proposed. By using the QGA with better global solution, the problems that LVQ neural network is sensitive to initial weights and easy to fall into local minimum are solved, and the convergence speed is improved. On five general short-term traffic flow data sets, the contrast experiments of QGA-LVQ neural network, GA-BP neural network and wavelet neural network are conducted. The experimental results show that, compared with GA-BP neural network and wavelet neural network, short-term traffic flow prediction based on QGA-LVQ neural network has better accuracy and real-time performance. In particular, the Mean Absolute Percentage Error (MAPE) of QGA-LVQ is approximately 25% lower than that of GA-BP. Besides, the experimental results on multiple data sets also verify the stability and reliability of QGA-LVQ. By comparing with real-time data, the model prediction results can realize real-time prediction of traffic congestion, and there is a small deviation between the prediction results and the actual situation.

REFERENCES


- [1] R. Gummadi and S. R. Edara, "Prediction of passenger flow of transit buses over a period of time using artificial neural network," in *Proc. 3rd Int. Congr. Inf. Commun. Technol.*, vol. 797, 2019, pp. 963–971.
- [2] M. Gallo, G. De Luca, L. D'Acierno, and M. Botte, "Artificial neural networks for forecasting passenger flows on metro lines," *Sensors*, vol. 19, no. 15, p. 3424, Aug. 2019.
- [3] X. Liu and C. Li, "An intelligent urban traffic data fusion analysis method based on improved artificial neural network," *J. Intell. Fuzzy Syst.*, vol. 37, no. 4, pp. 4413–4423, Oct. 2019.
- [4] J.-S. Pan, P. Hu, and S.-C. Chu, "Novel parallel heterogeneous meta-heuristic and its communication strategies for the prediction of wind power," *Processes*, vol. 7, no. 11, p. 845, Nov. 2019.
- [5] X. Fu and M. Zheng, "Overlay network traffic prediction based on advanced BP neural network," *Comput. Eng. Appl.*, vol. 48, no. 12, pp. 83–87, 2012.
- [6] W. Xu et al., "Traffic flow prediction model based on adaptive particle swarm neural network," *J. Xi'an Jiaotong Univ.*, vol. 49, no. 10, pp. 103–108, 2015.
- [7] Y. Jin et al., "Short-term traffic flow prediction based on wavelet neural network," *J. Transp. Sci. Technol.*, vol. 16, no. 1, pp. 82–86, 2014.
- [8] J. Lu and H. Cheng, "Short-term traffic flow prediction based on improved GA optimized BP neural network," *J. Hefei Univ. Technol. (Natural Sci.)*, vol. 2015, no. 1, pp. 127–131, 2015.
- [9] N. Ajit and M. Mark, "Optimization with quantum genetic algorithm," in *Proc. IEEE Int. Conf. Evol. Comput.*, May 1996, pp. 61–66.
- [10] Y. Chen, "Research on quantum genetic algorithm based on optimization problems," M.S. thesis, Univ. Electron. Sci. Technol. China, Chengdu, China, 2019, pp. 39–40.
- [11] A. Yousef and N. Moghadam Charkari, "A novel method based on new adaptive LVQ neural network for predicting protein–protein interactions from protein sequences," *J. Theor. Biol.*, vol. 336, pp. 231–239, Nov. 2013.
- [12] L. A. Bawazer, J. Ihli, T. P. Comyn, K. Critchley, C. J. Empson, and F. C. Meldrum, "Genetic algorithm-guided discovery of additive combinations that direct quantum dot assembly," *Adv. Mater.*, vol. 27, no. 2, pp. 223–227, Jan. 2015.
- [13] Z. Jin, Z. Hou, W. Yu, and X. Wang, "Target tracking approach via quantum genetic algorithm," *IET Comput. Vis.*, vol. 12, no. 3, pp. 241–251, Apr. 2018.
- [14] L. Zhang, H. Lv, D. Tan, F. Xu, J. Chen, G. Bao, and S. Cai, "Adaptive quantum genetic algorithm for task sequence planning of complex assembly systems," *Electron. Lett.*, vol. 54, no. 14, pp. 870–872, Jul. 2018.
- [15] N. Tao, H. Jin, X. Song, and B. Li, "An improved quantum genetic algorithm based on MAGTD for dynamic FJSP," *J. Ambient Intell. Humanized Comput.*, vol. 9, no. 4, pp. 931–940, 2017.
- [16] Z. Meng and J.-S. Pan, "HARD-DE: Hierarchical ARchive based mutation strategy with depth information of evolution for the enhancement of differential evolution on numerical optimization," *IEEE Access*, vol. 7, pp. 12832–12854, 2019.
- [17] Z. Meng, J.-S. Pan, and K.-K. Tseng, "PaDE: An enhanced differential evolution algorithm with novel control parameter adaptation schemes for numerical optimization," *Knowl.-Based Syst.*, vol. 168, pp. 80–99, Mar. 2019.
- [18] M. Zhang, Z. Chen, and Z. Zhou, "Survey on SOM algorithm, LVQ algorithm and their variants," *Comput. Sci.*, no. 7, no. 29, pp. 97–100, 2002.
- [19] H. Ma, Y. Xu, H. Wei, and Y. Liu, "Mechanical fault diagnosis method of high voltage circuit breaker based on LVQ neural network," *High Voltage App.*, vol. 55, no. 8, pp. 30–36, 2019.
- [20] L. C. Lanzarini, A. Villa Monte, A. F. Bariviera, and P. J. Santana, "Simplifying credit scoring rules using LVQ + PSO," *Kybernetes*, vol. 46, no. 1, pp. 8–16, Jan. 2017.
- [21] H. Zhang and C. Wang, "Medical biochemical analysis system based on learning vector quantization (LVQ) neural network," *J. Autom. Technol. Appl.*, vol. 34, no. 8, pp. 17–20, 2015.
- [22] D.-Y. Lin and S. Waller, "A quantum-inspired genetic algorithm for dynamic continuous network design problem," *Transp. Lett.*, vol. 1, no. 1, pp. 81–93, 2015.
- [23] C.-M. Chen, K.-H. Wang, K.-H. Yeh, B. Xiang, and T.-Y. Wu, "Attacks and solutions on a three-party password-based authenticated key exchange protocol for wireless communications," *J. Ambient Intell. Humanized Comput.*, vol. 10, no. 8, pp. 3133–3142, Aug. 2019.
- [24] C.-M. Chen, B. Xiang, Y. Liu, and K.-H. Wang, "A secure authentication protocol for Internet of vehicles," *IEEE Access*, vol. 7, pp. 12047–12057, 2019.
- [25] J. Wang, Y. Gao, K. Wang, A. K. Sangaiah, and S.-J. Lim, "An affinity propagation-based self-adaptive clustering method for wireless sensor networks," *Sensors*, vol. 19, no. 11, p. 2579, Jun. 2019.
- [26] A.-Q. Tian, S.-C. Chu, J.-S. Pan, H. Cui, and W.-M. Zheng, "A compact pigeon-inspired optimization for maximum short-term generation mode in cascade hydroelectric power station," *Sustainability*, vol. 12, no. 3, p. 767, Jan. 2020.
- [27] S.-C. Chu, X. Xue, J.-S. Pan, and X. Wu, "Optimizing ontology alignment in vector space," *J. Internet Technol.*, vol. 21, no. 1, pp. 15–22, Jan. 2020.
- [28] Z.-G. Du, J.-S. Pan, S.-C. Chu, H.-J. Luo, and P. Hu, "Quasi-affine transformation evolutionary algorithm with communication schemes for application of RSSI in wireless sensor networks," *IEEE Access*, vol. 8, pp. 8583–8594, 2020.
- [29] J.-S. Pan, C.-Y. Lee, A. Sghaier, M. Zeghid, and J. Xie, "Novel systolization of subquadratic space complexity multipliers based on toeplitz matrix–vector product approach," *IEEE Trans. Very Large Scale Integr. (VLSI) Syst.*, vol. 27, no. 7, pp. 1614–1622, Jul. 2019.
- [30] T.-Y. Wu, Z. Lee, M. S. Obaidat, S. Kumari, S. Kumar, and C.-M. Chen, "An authenticated key exchange protocol for multi-server architecture in 5G networks," *IEEE Access*, vol. 8, pp. 28096–28108, 2020.
- [31] T.-Y. Wu, C.-M. Chen, K.-H. Wang, C. Meng, and E. K. Wang, "A provably secure certificateless public key encryption with keyword search," *J. Chin. Inst. Engineers*, vol. 42, no. 1, pp. 20–28, Jan. 2019.
- [32] C.-M. Chen, Y. Huang, K.-H. Wang, S. Kumari, and M.-E. Wu, "A secure authenticated and key exchange scheme for fog computing," *Enterprise Inf. Syst.*, pp. 1–16, Jan. 2020, doi: [10.1080/17517575.2020.1712746](https://doi.org/10.1080/17517575.2020.1712746).
- [33] J. M.-T. Wu, J. C.-W. Lin, and A. Tamrakar, "High-utility itemset mining with effective pruning strategies," *ACM Trans. Knowl. Discovery Data*, vol. 13, no. 6, Dec. 2019, Art. no. 58.
- [34] K. Zhang, L. Zheng, Z. Liu, and N. Jia, "A deep learning based multi-task model for network-wide traffic speed prediction," *Neurocomputing*, vol. 396, pp. 438–450, Jul. 2020.
- [35] Z. Zhao, W. Chen, X. Wu, P. C. Y. Chen, and J. Liu, "LSTM network: A deep learning approach for short-term traffic forecast," *IET Intell. Transp. Syst.*, vol. 11, no. 2, pp. 68–75, Mar. 2017.
- [36] L. Zheng, H. Huang, C. Zhu, and K. Zhang, "A tensor-based K-nearest neighbors method for traffic speed prediction under data missing," *Transportmetrica B: Transp. Dyn.*, vol. 8, no. 1, pp. 182–199, Jan. 2020.
- [37] L. Zheng, C. Zhu, N. Zhu, T. He, N. Dong, and H. Huang, "Feature selection-based approach for urban short-term travel speed prediction," *IET Intell. Transp. Syst.*, vol. 12, no. 6, pp. 474–484, Aug. 2018.
- [38] L. Liu, N. Jia, L. Lin, and Z. He, "A cohesion-based heuristic feature selection for short-term traffic forecasting," *IEEE Access*, vol. 7, pp. 3383–3389, 2019.
- [39] K. Zhang, Z. Liu, and L. Zheng, "Short-term prediction of passenger demand in multi-zone level: Temporal convolutional neural network with multi-task learning," *IEEE Trans. Intell. Transp. Syst.*, vol. 21, no. 4, pp. 1480–1490, Apr. 2020.
- [40] Z. He, G. Qi, L. Lu, and Y. Chen, "Network-wide identification of turn-level intersection congestion using only low-frequency probe vehicle data," *Transp. Res. C, Emerg. Technol.*, vol. 108, pp. 320–339, Nov. 2019.
- [41] C. Zheng, X. Fan, C. Wen, L. Chen, C. Wang, and J. Li, "DeepSTD: Mining spatio-temporal disturbances of multiple context factors for citywide traffic flow prediction," *IEEE Trans. Intell. Transp. Syst.*, early access, Aug. 9, 2019, doi: [10.1109/TITS.2019.2932785](https://doi.org/10.1109/TITS.2019.2932785).
- [42] B. Jiang and Y. Fei, "Vehicle speed prediction by two-level data driven models in vehicular networks," *IEEE Trans. Intell. Transp. Syst.*, vol. 18, no. 7, pp. 1793–1801, Jul. 2017.
- [43] J. Bhatia, R. Dave, H. Bhayani, S. Tanwar, and A. Nayyar, "SDN-based real-time urban traffic analysis in VANET environment," *Comput. Commun.*, vol. 149, pp. 162–175, Jan. 2020.
- [44] S. Tanwar, S. Tyagi, and S. Kumar, "The role of Internet of Things and smart grid for the development of a smart city," in *Intelligent Communication and Computational Technologies*. Singapore: Springer, 2018, pp. 23–33.
- [45] X. Fan, C. Xiang, C. Chen, P. Yang, L. Gong, X. Song, P. Nanda, and X. He, "BuildSenSys: Reusing building sensing data for traffic prediction with cross-domain learning," *IEEE Trans. Mobile Comput.*, early access, Feb. 28, 2020, doi: [10.1109/TMC.2020.2976936](https://doi.org/10.1109/TMC.2020.2976936).



FUQUAN ZHANG received the Ph.D. degree from the School of Computer Science and Technology, Beijing Institute of Technology, China, in 2019. He is currently a Professor with Minjiang University, China. He has published about 70 research papers. He is also a member of the National Computer Basic Education Research Association of the National Higher Education Institutions, the Online Education Committee of the National Computer Basic Education Research Association of the National Institute of Higher Education, and the MOOC Alliance of the College of Education and Higher Education Teaching Guidance Committee, ACM SIGCSE, a CCF member, a CCF YOCSEF member, and the Director of the Fujian Artificial Intelligence Society. He has received the Silver Medal of the 6.18 Cross Strait Staff Innovation Exhibition and the Gold Medal of Nineteenth National Invention Exhibition, in 2010. In 2012, his proposed project has won the Gold Award of the Seventh International Invention Exhibition. He was awarded the Top Ten Inventor of Fuzhou honorary title by Fuzhou City.



GANGYI DING received the degrees from the Department of Mechanics, Peking University, in June 1988, and the Beijing Institute of Technology, in June 1993. He took part in the work, in June 1993. He is currently a Researcher and a Ph.D. Supervisor with the Beijing Institute of Technology. In March 2002, he has participated in the establishment of the National Demonstration Software Institute and served as the Vice President. From December 2008, he has served as the President, in April 2018, and in September 2017, he has served as the Librarian of the University. He is also a member of the Party Committee, Academic Committee, and Academic Degree Committee of the Beijing Institute of Technology. Meanwhile, he is also the Director of the Beijing Digital Media Technology Experimental Teaching Demonstration Center and the Director of the Beijing Key Laboratory of Digital Performance and Simulation Technology.



TSU-YANG WU received the Ph.D. degree from the Department of Mathematics, National Changhua University of Education, Taiwan. He is currently an Associate Professor with the College of Computer Science and Engineering, Shandong University of Science and Technology, China. In the past, he was an Assistant Professor with the Harbin Institute of Technology, Shenzhen Campus. His research interests include cryptography and network security. He serves as an Executive Editor for the *Journal of Network Intelligence (JNI)* and an Associate Editor for *Data Science and Pattern Recognition (DSPR)*.



PENG MEI received the bachelor's degree in software engineering from the School of Software Engineering, Hunan University, in 2012, and the master's degree in software engineering from the School of Software Engineering, Beijing Institute of Technology, in 2015. He is currently pursuing the Ph.D. degree in software engineering with the School of Computer Science, with Prof. G. Ding. His main research interests include quantum simulation, quantum computation, and creative generation simulation framework.



YIOU WANG received the Ph.D. degree from the School of Computer Science and Technology, Beijing Institute of Technology, Beijing, China. She is currently an Assistant Researcher with the Beijing Institute of Science and Technology Information, Beijing. Her research interests include intelligent information processing and intelligence theory.



RUI XIONG received the Ph.D. degree in control science and engineering from the Beijing Institute of Technology, Beijing, China, in 2016. She is currently an Assistant Researcher with the Beijing Institute of Science and Technology Information, Beijing. Her research interests include hysteresis modeling and compensation control, machine learning methods, deep learning methods, and information extraction technology.



LAIYANG LIU received the Ph.D. degree from the School of Computer Science and Technology, Beijing Institute of Technology, Beijing, China. He is currently an Associate Professor with the Beijing Institute of Technology. His research interests include intelligent information processing and computer simulation.

...