

Received February 1, 2020, accepted February 21, 2020, date of publication March 2, 2020, date of current version March 16, 2020.

Digital Object Identifier 10.1109/ACCESS.2020.2977772

Reconfigurable Intelligent Surface-Based Wireless Communications: Antenna Design, Prototyping, and Experimental Results

LINGLONG DAI¹, (Senior Member, IEEE), BICHAİ WANG¹, (Student Member, IEEE), MIN WANG², XUE YANG¹, (Student Member, IEEE), JINGBO TAN¹, SHUANGKAISHENG BI¹, SHENHENG XU¹, (Member, IEEE), FAN YANG¹, (Fellow, IEEE), ZHI CHEN³, (Senior Member, IEEE), MARCO DI RENZO⁴, (Fellow, IEEE), CHAN-BYOUNG CHAE⁵, (Senior Member, IEEE), AND LAJOS HANZO⁶, (Fellow, IEEE)

¹Beijing National Research Center for Information Science and Technology (BNRist), Department of Electronic Engineering, Tsinghua University, Beijing 100084, China

²School of Optoelectronics Engineering, Chongqing University of Posts and Telecommunications, Chongqing 400065, China

³National Key Laboratory of Science and Technology on Communications, University of Electronic Science and Technology of China, Chengdu 611731, China

⁴Laboratoire des Signaux et Systèmes, CNRS, CentraleSupélec, Université Paris-Saclay, 91192 Gif-sur-Yvette, France

⁵School of Integrated Technology, Yonsei University, Seoul 03722, South Korea

⁶Electronics and Computer Science, University of Southampton, Southampton SO17 1BJ, U.K.

Corresponding author: Shenheng Xu (shxu@tsinghua.edu.cn)

This work was supported in part by the National Natural Science Foundation of China for Outstanding Young Scholars under Grant 61722109, in part by the National Natural Science Foundation of China under Grant 61571270, in part by the Royal Academy of Engineering under the U.K.–China Industry Academia Partnership Programme Scheme under Grant U.K.-CIAPP\49, in part by the National Key Research and Development Program of China under Grant 2018YFB1801500, in part by the IITP by the Korean Government (MSIP) under Grant 2019-0-00685 and Grant 2016-11-1719, in part by the European Commission through the H2020 ARIADNE Project under Grant 871464, in part by the Engineering and Physical Sciences Research Council Projects under Grant EP/N004558/1, Grant EP/PO34284/1, and Grant COALESCE, in part by the Royal Society's Global Challenges Research Fund Grant, and in part by the European Research Council's Advanced Fellow Grant QuantCom.

ABSTRACT One of the key enablers of future wireless communications is constituted by massive multiple-input multiple-output (MIMO) systems, which can improve the spectral efficiency by orders of magnitude. In existing massive MIMO systems, however, conventional phased arrays are used for beamforming. This method results in excessive power consumption and high hardware costs. Recently, reconfigurable intelligent surface (RIS) has been considered as one of the revolutionary technologies to enable energy-efficient and smart wireless communications, which is a two-dimensional structure with a large number of passive elements. In this paper, we develop a new type of high-gain yet low-cost RIS that bears 256 elements. The proposed RIS combines the functions of phase shift and radiation together on an electromagnetic surface, where positive intrinsic-negative (PIN) diodes are used to realize 2-bit phase shifting for beamforming. This radical design forms the basis for the world's first wireless communication prototype using RIS having 256 two-bit elements. The prototype consists of modular hardware and flexible software that encompass the following: the hosts for parameter setting and data exchange, the universal software radio peripherals (USRPs) for baseband and radio frequency (RF) signal processing, as well as the RIS for signal transmission and reception. Our performance evaluation confirms the feasibility and efficiency of RISs in wireless communications. We show that, at 2.3 GHz, the proposed RIS can achieve a 21.7 dBi antenna gain. At the millimeter wave (mmWave) frequency, that is, 28.5 GHz, it attains a 19.1 dBi antenna gain. Furthermore, it has been shown that the RIS-based wireless communication prototype developed is capable of significantly reducing the power consumption.

INDEX TERMS Massive MIMO, prototype, reconfigurable intelligent surface (RIS), wireless communication.

I. INTRODUCTION

Massive multiple-input multiple-output (MIMO) schemes constitute promising techniques for future wireless

The associate editor coordinating the review of this manuscript and approving it for publication was Kezhi Wang.

communications. By relying on a large antenna array, massive MIMO schemes provide a substantial power gain and improve the spectral efficiency by orders of magnitude [1], [2]. In existing massive MIMO systems, though, conventional phased arrays are used for beamforming,

and this requires hundreds of high-resolution phase shifters and complex feeding networks [3], [4]. The high power consumption and hardware cost of these phase shifters and complex feeding networks limit the antenna array scale in practical massive MIMO systems. Hence, the potential advantages of massive MIMO schemes cannot be fully realized.

There has recently emerged a promising alternative to the traditional phased arrays—reconfigurable intelligent surfaces (RISs) [5]–[13]. An RIS consists of a large number of nearly passive elements with ultra-low power consumption. Each element is capable of electronically controlling the phase of the incident electromagnetic waves. It does so with unnatural properties, such as, negative refraction, perfect absorption, and anomalous reflection [8], [12], [14]. Moreover, the spatial feeding mechanism of RISs avoids the excessive power loss caused by the bulky feeding networks of phased arrays. Therefore, RISs significantly reduce both the power consumption and hardware cost. Albeit, to ensure the antenna gain of the conventional phased arrays, it may be necessary to install a larger number of antenna elements.

In [15], an analog design of RIS elements using varactors has been proposed to provide continuous phase shift. However, the response time of varactors is usually large, and the phase accuracy is far from satisfaction due to the analog control of varactors. To this end, RISs made of low-resolution 1-bit elements have been widely investigated in the literature [16]–[23]. Among them, the current reversal mechanism has attracted extensive attention as a benefit of its phase response, which is near-constant across a wide frequency band [21]–[23]. However, RISs with 1-bit elements can only provide two phase states, e.g., 0 and π . According to the theoretical analysis on the power loss of using general b -bit elements in [24], 1-bit phase quantization results in more than 3 dB antenna gain reduction due to the significant phase errors, and this result is also validated by the experiment results in [25] and [26]. To mitigate the performance degradation caused by the 1-bit phase quantization, RISs with multi-bit elements can also be designed, though at an increased system complexity and hardware cost. The authors in [24], [25] showed that an RIS with 2-bit elements strikes an attractive tradeoff between the performance and complexity, as it has an acceptable antenna gain erosion of about 1 dB caused by the 2-bit phase quantization [27]. However, only a couple of contributions may be found in the literature on RISs with 2-bit elements [27]–[29]. Recently, a novel dual linearly/circularly polarized RIS design with 2-bit elements imposing a low magnitude loss has been proposed in our previous 2-page conference report [30], where we have designed an electronically controlled RIS with 2-bit elements operating at 1.7 GHz. It is also worth mentioning that the RIS elements in existing references can only response to single linear polarization, while the proposed element design is suitable for arbitrary polarization (dual linear, 45/135 linear, or dual circular polarizations), provided a proper feeding and transceiver system design. Hence, it can easily double the

channel capacity without using two separate large reflectarray apertures.

It is in this context that we aim to achieve energy-efficient wireless communications by using RISs instead of conventional phased arrays. We fabricate and measure an electronically controlled RIS with 2-bit elements at 2.3 GHz and 28.5 GHz having, for the first time, 16×16 elements. We in fact design the world's first wireless communication prototype using an RIS having 256 2-bit elements.¹ It should be noted that the authors in [9], [10] developed a programmable metasurface-based wireless transmission prototype. In their prototype, the metasurface is used to modulate the signals for transmission only. In the current work, though, the RIS is used for beamforming both for transmission and reception. As a result, the proposed RIS-based wireless communication prototype is capable of servicing mobile users by real-time beamforming. Specifically, the prototype designed consists of modular hardware and flexible software to realize the wireless transceiver functions, including the hosts for parameter setting and data exchange, the universal software radio peripherals (USRPs) for baseband and radio frequency (RF) signal processing, as well as the RIS for signal transmission and reception. The USRP at the transmitter first performs baseband signal processing, e.g., source coding, channel coding and orthogonal frequency division multiplexing (OFDM) modulation. The RF signals output by the RF chains are then transmitted via our RIS equipped with 256 2-bit elements.² The contaminated signals are received by the receiver antenna. To then recover the original signals, the USRP at the receiver takes charge of both RF and baseband signal processing. Additionally, except for the RIS-based wireless communication prototype operating at 2.3 GHz, a prototype operating at the millimeter wave (mmWave) frequency, i.e., 28.5 GHz, is also developed.³ Our performance evaluation confirms the feasibility and efficiency of RISs in wireless communication systems for the first time. More specifically, it is shown that a 21.7 dBi antenna gain can be obtained by the proposed RIS at 2.3 GHz, while at 28.5 GHz, a 19.1 dBi antenna gain can be achieved. Furthermore, it has been shown that the RIS-based wireless communication prototype developed significantly reduces the power consumption, while achieving similar or better performance in terms of effective isotropic radiated power (EIRP), compared to conventional phased array-based wireless communications.

The rest of this paper is organized as follows. The basic principles and implementation details of the RIS having 256 2-bit elements are introduced in Section II. The RIS-based wireless communication prototype designed is described

¹In this paper, the RIS is deployed at the transmitter [7] for performance evaluation, which can also be used for intelligent reflection relay [6], [7].

²In this paper, a single RF chain is considered, which can be easily extended to multiple RF chains.

³Two videos are provided to demonstrate the results in this paper: <http://oa.ee.tsinghua.edu.cn/dailinglong/research/research.html>.

in Section III. Section IV shows the experimental results. Finally, we offer our conclusions in Section V.

II. THE RIS WITH 2-BIT ELEMENTS

For high-quality antenna array design, it is crucial to accurately control the aperture field, especially the phase distribution for electronically forming a sharp pencil beam. The conventional phased array utilizes a phase shifter connected to each antenna element in the array to directly control the element's complex excitation with a specific phase state. The massive number of required phase shifters gives rise to the high power consumption and excessive hardware cost of conventional phased arrays. By contrast, the proposed RIS with 2-bit elements simply employs positive intrinsic-negative (PIN) diodes integrated in each element, which modulate the RF currents induced in the antenna elements upon their illumination by turning ON or OFF the PIN diodes. Therefore, the RIS element becomes capable of re-radiating an electromagnetic field having a specific phase state. Hence, the desired electronic phase control capability is realized without using conventional phase shifters.

The most essential breakthrough in the proposed RIS with 2-bit elements is its novel antenna element structure. Note that earlier publications on RIS with 2-bit elements only provide some conceptual element design, or the fabrication and measurement of single element [29]. This work presents the world's first fully functional RIS with individual element phase control. The designed element structure is simple, which has only 5 PIN diodes and requires only 2 control signals for each element. Moreover, the biasing circuit is carefully designed to choke the RF leakage through the bias lines, thus reducing the magnitude insertion loss. As an outcome, high-efficiency beamforming capability is accomplished by the RIS with 2-bit elements in this work.

Specifically, as depicted in Fig. 1(a), each antenna element consists of a square-shaped upper patch, a slot-loaded plane and a ground plane. The upper patch receives and radiates energy, while the ground plane suppresses the back radiation and radiates through the slots in the slot-loaded plane. The slot-loaded plane is the key component controlling the RIS's phase state. Its detailed structure is shown in Fig. 1(b). Positioned symmetrically are four sets of slots, into which five PIN diodes are integrated.

Ideally, a 2-bit RIS element provides four quantized phase states with a 90° phase increment. The PIN diode states are appropriately combined to beneficially control the RF current paths and the resonant lengths of the slots. This combination results in tunable phase shifts for the proposed RIS element design. Specifically, Slots 1, 2 and 3 are arranged in a T-shaped configuration, being complemented by a dummy Slot 4 invoked for maintaining a symmetric element structure. The states of PIN 1 and PIN 2 are alternatively turned ON or OFF, so that the currents induced may be reversed in the x -direction, corresponding to a 180° phase shift. The other 3 PIN diodes are turned ON or OFF simultaneously so as to change the resonant lengths of the slots, permitting the

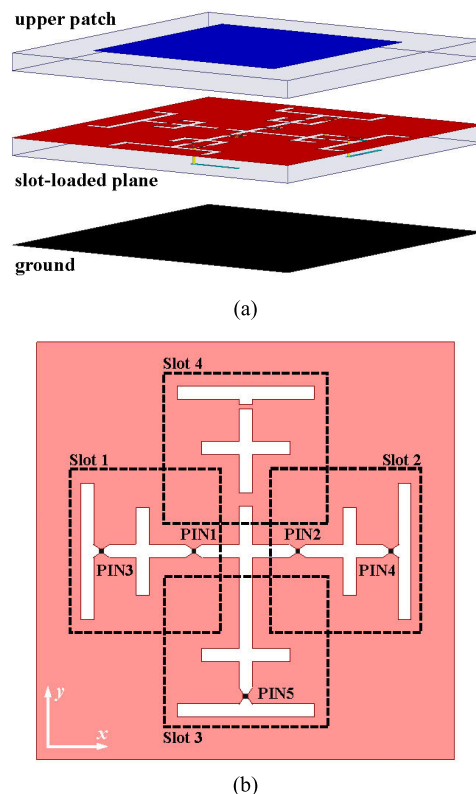


FIGURE 1. Structure of the proposed 2-bit RIS element: (a) exploded view; (b) detailed view of the slot-loaded plane.

TABLE 1. PIN diode states for different element configurations.

| Configuration | PIN1/PIN2 | PIN3 | PIN4 | PIN5 |
|---------------|-----------|------|------|------|
| 1 | ON/OFF | ON | ON | ON |
| 2 | OFF/ON | | | |
| 3 | ON/OFF | OFF | OFF | OFF |
| 4 | OFF/ON | | | |

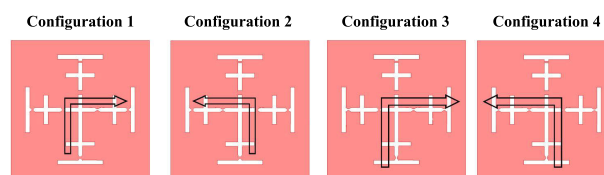


FIGURE 2. Illustrations of the RF current paths for four different element configurations.

attainment of an additional 90° phase shift may be realized. Hence, a 2-bit phase resolution can be obtained, resulting in four different phase states.

The PIN diode states of the four element configurations are tabulated in TABLE 1, and a graphic illustration of the RF current paths is presented in Fig. 2. It should be pointed out that the incident and re-radiated fields of each element are orthogonally polarized due to the change of current directions. Thanks to the symmetric element structure, the proposed RIS element is capable of providing the same performance both under an x - and a y -polarized

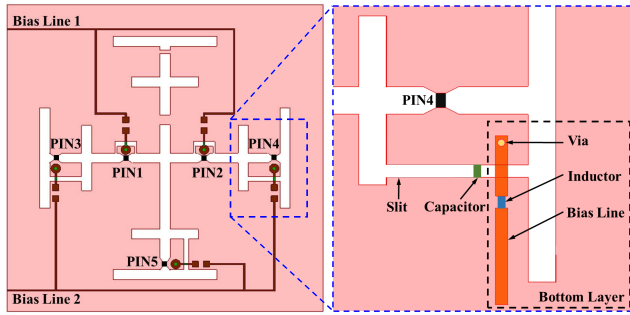


FIGURE 3. Layout of the DC bias network of the 2-bit RIS element.

TABLE 2. Simulated element performance at 2.3 GHz.

| Configuration | Phase Shift | Magnitude Response |
|---------------|-------------|--------------------|
| 1 | -205.5° | -1.1 dB |
| 2 | -383.2° | -1.2 dB |
| 3 | -290.2° | -0.8 dB |
| 4 | -110.3° | -0.8 dB |

incident wave. Hence it is suitable for both dual-linearly and dual-circularly polarized systems.

The proposed 2-bit RIS element operates in the S band with a center frequency of 2.3 GHz.⁴ The element spacing is 50 mm. The upper patch has a size of 37 mm × 37 mm and it is etched on a 1-mm thick FR4 substrate. The slot-loaded plane is etched on another FR4 substrate, which is placed 6 mm below the upper patch. The ground is made of an aluminum sheet, placed 12 mm below the slot-loaded plane.

The type of the commercial PIN diode is SMP1340-040LF from Skyworks. The ON state of the PIN diode is modeled as a series of $R = 0.8 \Omega$ lumped resistors and $L = 780$ pH inductors. The OFF state can be modeled as a series of $C = 202$ fF lumped capacitors, $R = 10 \Omega$ resistors and $L = 780$ pH inductors. The DC bias network of the element is depicted in Fig. 3. The five PIN diodes are divided into two groups, which are then independently controlled by a pair of bias lines. The forward and reverse DC voltages are +0.9 V and -0.9 V, respectively.

Shown in Fig. 4 are the simulated phase and magnitude performances of the proposed 2-bit RIS element for four element configurations. TABLE 2 summarizes the exact values at 2.3 GHz. It can be observed that the four element phase states clearly exhibit a 2-bit phase resolution with an approximate phase increment of 90°. These states remain very stable within the frequency band of interest ranging from 2 GHz to 2.6 GHz. The insertion magnitude loss is less than 1.2 dB, which slightly deteriorates at higher frequencies above 2.5 GHz. Because of the current reversal mechanism, the magnitude responses of the element configurations 1 and 2 (or 3 and 4) are similar, while their phase shift difference is approximately 180°. These simulated results successfully demonstrate the electronic phase shifting

⁴For simplicity, we only provide details about the RIS at 2.3 GHz, since the design philosophy at 28.5 GHz is the same.

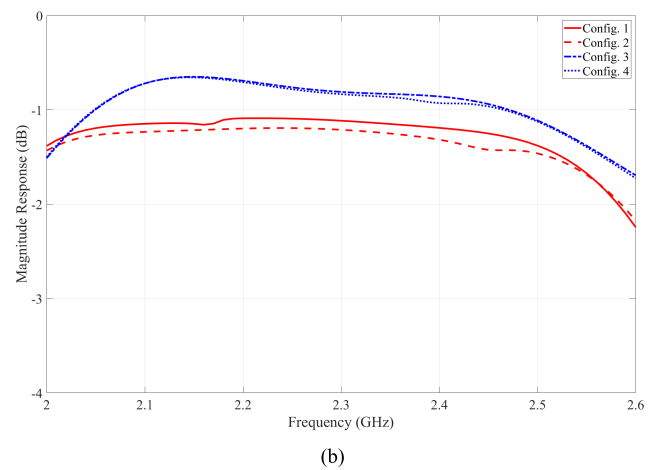
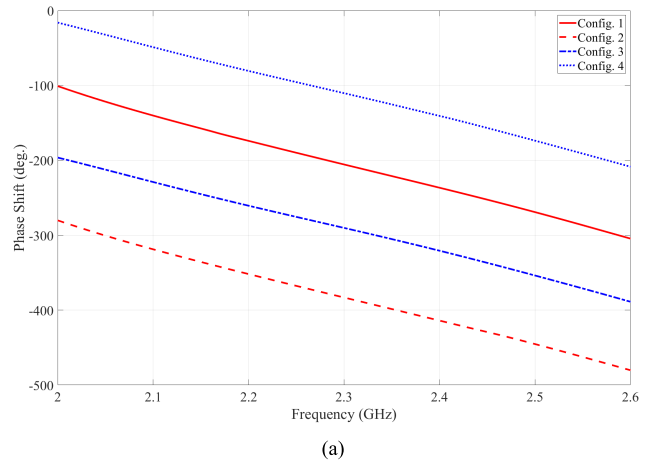


FIGURE 4. Simulated performances of the proposed 2-bit RIS element: (a) phase performance; (b) magnitude performance.




FIGURE 5. Photograph of the fabricated RIS having 16 × 16 2-bit elements.

capability of the proposed 2-bit RIS element without using phase shifters.

Fig. 5 shows the design and fabrication of the RIS bearing 16 × 16 2-bit elements. The size of the surface is

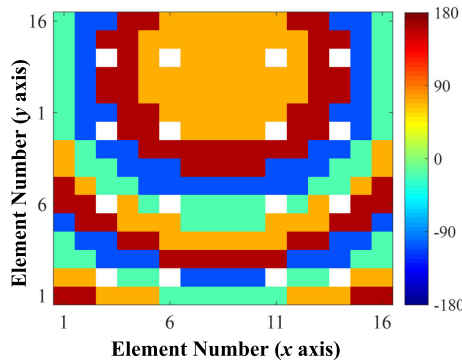


FIGURE 6. Phase shift distribution of the RIS elements for the broadside beam. Note that 16 elements (appearing as white) are removed for wiring the bias lines.

800 mm × 800 mm, and the distance between the primary feed and the surface is 720 mm. Upon being illuminated by the primary feed, these 16 × 16 elements can be dynamically reconfigured to convert the spherical wavefront impinging from the feed into a planar wavefront in the desired direction. Hence, the designed RIS can produce a focused high-gain beam that is capable of promptly switching its direction within a two-dimensional ±60° angular range. Fig. 6, as an example, shows the phase shift distribution of the elements for the broadside beam, where 16 elements (labeled with white color) are removed for wiring the bias lines. For practical realization, the research team designed an FPGA-based beamforming control board, which provides 256 DC bias signals for individually setting the configuration of all 16 × 16 elements. We can also form a large variety of shaped beams provided that the appropriate configurations of the elements are determined using a phase-only synthesis process and are then pre-loaded into the beamforming control board.

III. RIS-BASED WIRELESS COMMUNICATION PROTOTYPE

The RIS-based wireless communication prototype designed consists of modular hardware and flexible software, which collectively realize our end-to-end wireless communication system, including baseband signal processing, RF transmission, and so forth.

As shown in Fig. 7, the hardware structure of the RIS-based wireless communication prototype designed consists of the base station side, including the transmitter host, the USRP at the transmitter and the RIS having 256 2-bit elements. It also comprises the user side, including the receiver antenna, the USRP at the receiver and the receiver host.

At the base station side, a graphical interface is realized at the transmitter host. The interface is responsible for controlling the parameters at the transmitter, including the carrier frequency, transmit power, modulation and encoding modes, and more. The signals, then, are delivered to the USRP at the transmitter via the transmitter host. Once the signals from the transmitter host have been received, the USRP at the transmitter carries out the signal processing, which aims to transform the signals into a form suitable for transmission

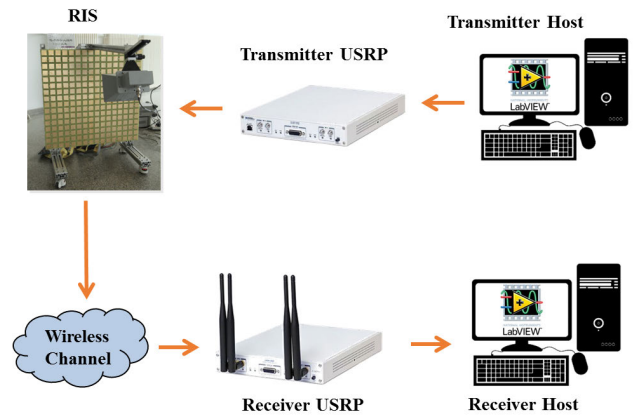


FIGURE 7. The RIS-based wireless communication prototype.

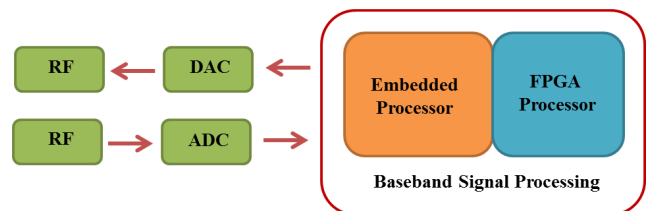


FIGURE 8. The hardware modules of USRP.

in wireless channels. (Later in this section, we introduce the detailed signal processing flow.) After that, the processed signals are forwarded to the RIS having 256 2-bit elements. As discussed in Section II, by adjusting the states of the PIN diodes to control the phase for each element, a sharp directional beam can be generated by the RIS for transmission to the user side.

At the user side, the contaminated signals are received from the wireless channel, which are then processed by the USRP at the receiver. The USRP at the receiver takes charge of the signal processing for recovering the original signals, which is basically the inverse process of those in the USRP at the transmitter. Finally, the recovered signals and the corresponding parameters, such as the received signal power, constellation, bit-error-rate (BER), data rates and so on, are displayed by the graphical interface at the receiver host.

To elaborate a little further, observe in Fig. 8 that the USRP at the transmitter consists of four modules– the embedded processor, the high-speed FPGA processor, the digital-to-analog (DA) module and the RF module [31]. The embedded processor and the high-speed FPGA processor jointly carry out the baseband signal processing. The embedded processor handles the media access control (MAC) layer process, such as data framing. The high-speed FPGA module handles the physical layer signal processing, such as channel coding and orthogonal frequency division multiplexing (OFDM) modulation. The DA module is used for the digital-to-analog conversion (DAC) of the digital signals output by the FPGA processor. The RF module takes care of the up-conversion required for RF signal transmission. Similarly, the USRP at the receiver also consists of four modules: the embedded

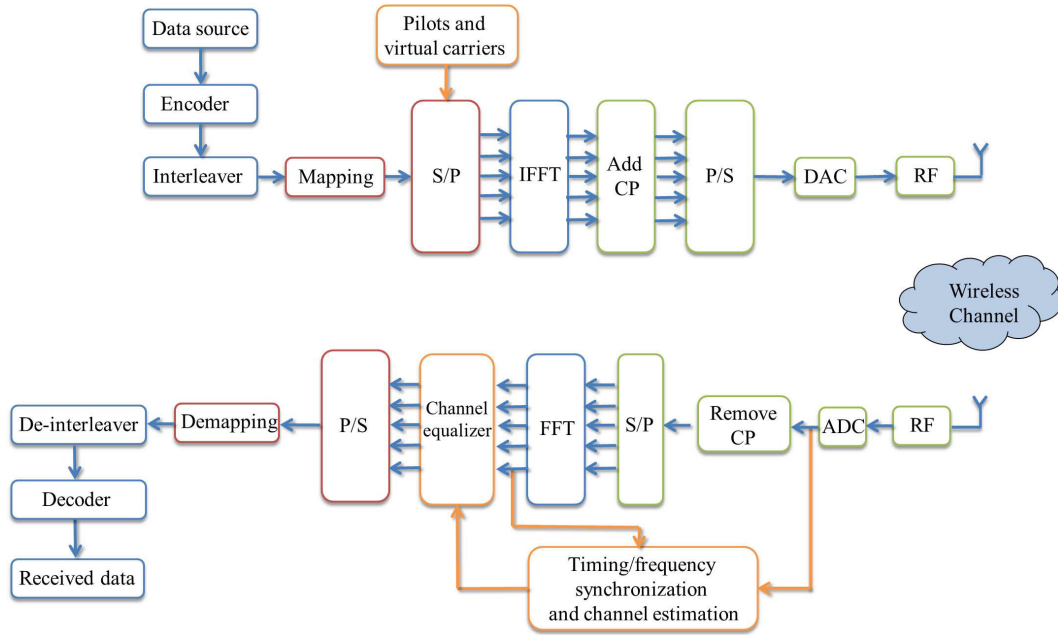


FIGURE 9. Signal processing flow.

processor, the high-speed FPGA processor, the analog-to-digital (AD) module and the RF module. The baseband signal processing at the receiver is the inverse procedure of that at the transmitter. The AD module is used for analog-to-digital conversion (ADC) of the analog signals obtained by down-conversion. Finally, the down-conversion of the received RF signal is realized by the RF module.

In our prototype, the baseband signal processing procedure follows the LTE standard relying on frequency division duplex (FDD) [32]–[34], and is implemented by a high-speed FPGA processor as part of the USRP with the aid of graphical programming.

Specifically, the signal processing flow of the system is shown in Fig. 9. The signals can be obtained from diverse data sources, such as text, images, videos and so on. To achieve efficient and robust wireless communications, a series of signal processing operations have to be carried out.

Firstly, the input signals are transferred to the encoder, including source encoding and channel encoding. The former is performed to reduce redundancy inherent in the multimedia input signals, facilitating more efficient transmission. The latter is performed to combat the channel-induced impairments by correcting the transmission errors. After that, bit-interleaving is applied to disperse the burst errors into random errors, thus improving the channel coding performance, especially for channels with memory. The interleaved bits are then mapped to symbols according to the modulation modes, such as phase shift keying (PSK) or quadrature amplitude modulation (QAM). Here the different modulation modes will result in different data rates, depending on the number of bits/symbol.

As can be seen in Fig. 9, OFDM is adopted for wideband transmission over dispersive channels. In this

regard, after adding the pilots and virtual subcarriers, the serial stream of symbols is converted serial-to-parallel and mapped to the frequency-domain OFDM subcarriers. The frequency-domain OFDM symbols are transformed to the time-domain by the inverse fast fourier transform (IFFT). After concatenating the cyclic prefix (CP), the OFDM symbols are converted to the serially transmitted time-domain signals. Following this, the serially transmitted signals are forwarded to the DAC module and to the up-conversion module, and finally are transmitted via the RIS.

The receiver basically carries out the inverse process of the transmitter, where the synchronization signals and the pilots are utilized for timing/frequency synchronization and channel estimation. Finally, the estimated channel will be used for signal detection.

The above signal processing flow is controlled by the software system. By changing the system parameters, such as the transmit power, coding modes, modulation modes, and so on, various transmission modes can be activated according to specific scenarios and requirements.

IV. EXPERIMENTAL RESULTS

The constructed RIS with 2-bit elements is measured using the compact anechoic chamber as shown in Fig. 10. The chamber, measuring 20 m × 10 m × 10 m was built in Tsinghua University. Fig. 11(a) shows the normalized measured radiation patterns of the broadside beam at the design frequency of 2.3 GHz. A high-gain pencil beam is formed by controlling the phase shifts of the 2-bit RIS elements. The half-power beamwidths are 9.1° and 8.8° in the two principal planes, respectively, and the measured sidelobe levels are −16.7 dB and −16.4 dB. The measured antenna gains within the frequency band of interest are plotted in Fig. 11(b).


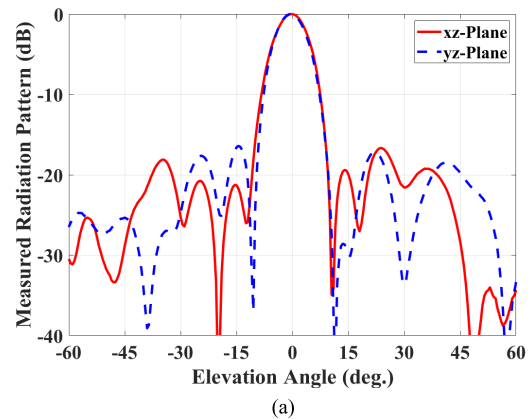


FIGURE 10. The compact range anechoic chamber of size 20 m \times 10 m \times 10 m.

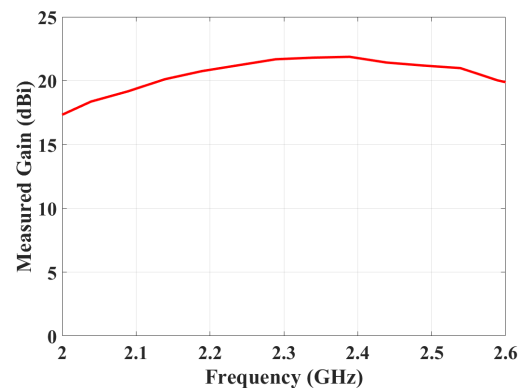
At 2.3 GHz, the measured gain is 21.7 dBi, which corresponds to an aperture efficiency of 31.3%. The measured gain reaches its maximum of 21.9 dBi at 2.4 GHz, and the 1-dB gain bandwidth is 350 MHz, which is equivalent to 15.2% at the design frequency of 2.3 GHz.

The beams scanned from 0° to 60° can be readily obtained with the help of our beamforming control board. Plotted in Fig. 12 are the measured radiation patterns, normalized to the gain of the broadside beam. As the scanning angle increases, the measured gain decreases and the main beam broadens. When the scanning angle is 60° , the measured gain is 18.0 dBi, and the scanning gain reduction is only 3.7 dB. These measured results successfully verify the flexible wide-angle beam-scanning capability of the proposed RIS with 2-bit elements. Note that to achieve a 21.7 dBi antenna gain, the conventional phased array requires 64 elements. Considering the same total radiated power of 64 W, the power consumption of the RIS is about 153 W, while that of the conventional phased array is about 370 W. In this case, the proposed RIS can reduce the power consumption by 58.6%, while achieving similar performance in terms of EIRP, compared to the conventional phased array.

Based on the proposed RIS with 2-bit elements, we construct the transmitter and receiver of the RIS-based wireless communication prototype shown in Fig. 13(a) and Fig. 13(b), respectively. The over-the-air (OTA) test environment is indoor, and the distance between the transmitter and receiver is 20 meters. High-definition virtual reality (VR) video streams captured by a stereoscopic camera is used as the data



(a)



(b)

FIGURE 11. Measured performance of the broadside beam: (a) Normalized radiation patterns at 2.3 GHz; (b) Antenna gains within the frequency band of interest (from 2 GHz to 2.6 GHz).

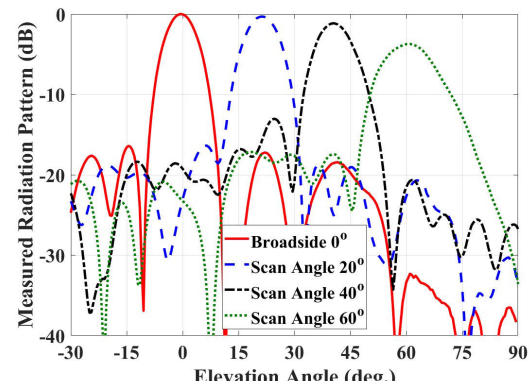


FIGURE 12. Measured radiation patterns of the scanned beams. They are normalized to the measured gain of the broadside beam.

source in the RIS-based wireless communication prototype for real-time demonstration.

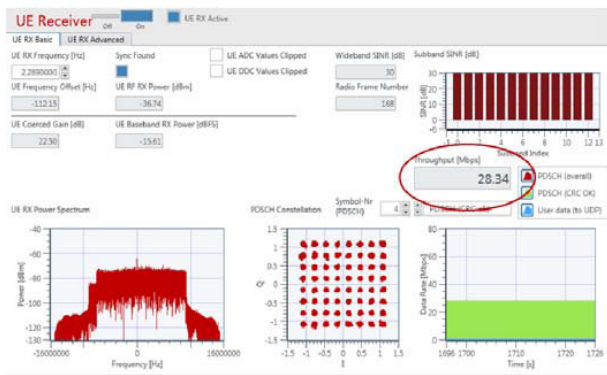
The parameters of the test are listed as follows: 1) The resolution of the VR camera is 3920×1440 , and the frame rate is 30; 2) The carrier frequency of OFDM modulation is 2.3 GHz, and the number of subcarriers is 1200; 3) A variety of modulation modes are available, including QPSK, 16QAM, 64QAM, etc., and Turbo encoding is used in conjunction with diverse code rates. Fig. 13(c) shows the graphical interface at the receiver side when we transmit the




(a)




(b)




(c)



(a)



(b)



(c)

FIGURE 13. The constructed RIS-based prototype at 2.3 GHz: (a) transmitter; (b) receiver; (c) graphical interface at the receiver side.

real-time VR video using 64 QAM symbols. In the graphical interface, the important parameters are displayed in real time, including the received spectrum, constellation, signal power, data rate, and so forth. We can see that the received 64 QAM symbols can be clearly separated, and our prototype supports the real-time transmission of high-definition VR video. Finally, we verified that the EIRP of the RIS with 2-bit elements-based wireless communication prototype developed is 51.7 dBm if the transmitted power is 30 dBm. This is a 2 dB gain over the RIS with 1-bit elements-based wireless communication systems [26].

We also constructed, as shown in Fig. 14, an RIS-based wireless communication prototype at 28.5 GHz. Fig. 14(a)

FIGURE 14. The constructed RIS-based prototype at 28.5 GHz: (a) the RIS operating at 28.5 GHz; (b) transmitter; (c) receiver.

shows the designed RIS operating at 28.5 GHz, the measured gain of which is 19.1 dBi, while the transmitter and receiver are shown in Fig. 14(b) as well as Fig. 14(c).

V. CONCLUSION

In this paper, we have proposed, constructed and measured a RIS having 256 2-bit elements. Our prototype significantly reduced the power consumption and hardware cost of the conventional phased arrays. We have indeed designed the world's first RIS-based wireless communication prototype for supporting energy-efficient wireless communications. The prototype consists of modular hardware and flexible software, encompassing the hosts for parameter setting

and data exchange, the USRPs for baseband and RF signal processing, as well as the RIS for signal transmission and reception. Our experimental evaluation has demonstrated the feasibility and efficiency of RIS in wireless communications for the first time. The test results showed that the proposed RIS at 2.3 GHz could obtain a 21.7 dBi antenna gain and at 28.5 GHz, a 19.1 dBi antenna. Furthermore, it has been shown that the proposed RIS-based wireless communication system significantly reduced the power consumption without degrading EIRP performance. Our prototype will find a wide range of applications in the near future, such as wireless communications in complex terrains (e.g., mountains, snow-fields, deserts and offshore areas), high-speed air-to-ground and air-to-air data transmission, deep space communication, near-earth satellite communication, mobile hotspot coverage, and more. Our future work will consider nano-hole lens based RIS for mmWave and sub-THz spectrums [35], [36].

REFERENCES

- [1] S. Mumtaz, J. Rodriguez, and L. Dai, *MmWave Massive MIMO: A Paradigm for 5G*, New York, NY, USA: Academic, 2016.
- [2] F. Rusek, D. Persson, B. Kiong Lau, E. G. Larsson, T. L. Marzetta, and F. Tufvesson, "Scaling up MIMO: Opportunities and challenges with very large arrays," *IEEE Signal Process. Mag.*, vol. 30, no. 1, pp. 40–60, Jan. 2013.
- [3] E. Björnson, E. G. Larsson, and T. L. Marzetta, "Massive MIMO: Ten myths and one critical question," *IEEE Commun. Mag.*, vol. 54, no. 2, pp. 114–123, Feb. 2016.
- [4] X. Gao, L. Dai, and A. M. Sayeed, "Low RF-complexity technologies to enable millimeter-wave MIMO with large antenna array for 5G wireless communications," *IEEE Commun. Mag.*, vol. 56, no. 4, pp. 211–217, Apr. 2018.
- [5] M. D. Renzo, M. Debbah, D.-T. Phan-Huy, A. Zappone, M.-S. Alouini, C. Yuen, V. Sciancalepore, G. C. Alexandropoulos, J. Hoydis, H. Gacanin, J. D. Rosny, A. Bounceur, G. Lerosee, and M. Fink, "Smart radio environments empowered by reconfigurable AI meta-surfaces: An idea whose time has come," *EURASIP J. Wireless Commun. Netw.*, vol. 2019, no. 1, pp. 1–20, May 2019.
- [6] E. Basar, M. Di Renzo, J. De Rosny, M. Debbah, M.-S. Alouini, and R. Zhang, "Wireless communications through reconfigurable intelligent surfaces," *IEEE Access*, vol. 7, pp. 116753–116773, 2019.
- [7] M. Di Renzo, K. Ntontin, J. Song, F. H. Danufane, X. Qian, F. Lazarakis, J. de Rosny, D.-T. Phan-Huy, O. Simeone, R. Zhang, M. Debbah, G. Lerosee, M. Fink, S. Tretyakov, and S. Shamai, "Reconfigurable intelligent surfaces vs. Relaying: Differences, similarities, and performance comparison," 2019, *arXiv:1908.08747*. [Online]. Available: <http://arxiv.org/abs/1908.08747>
- [8] Y.-C. Liang, R. Long, Q. Zhang, J. Chen, H. Victor Cheng, and H. Guo, "Large intelligent Surface/Antennas (LISA): Making reflective radios smart," 2019, *arXiv:1906.06578*. [Online]. Available: <http://arxiv.org/abs/1906.06578>
- [9] W. Tang, X. Li, J. Y. Dai, S. Jin, Y. Zeng, Q. Cheng, and T. J. Cui, "Wireless communications with programmable metasurface: Transceiver design and experimental results," *China Commun.*, vol. 16, no. 5, pp. 46–61, May 2019.
- [10] W. Tang, M. Zheng Chen, J. Yan Dai, Y. Zeng, X. Zhao, S. Jin, Q. Cheng, and T. Jun Cui, "Wireless communications with programmable metasurface: New paradigms, opportunities, and challenges on transceiver design," 2019, *arXiv:1907.01956*. [Online]. Available: <http://arxiv.org/abs/1907.01956>
- [11] P. Nayeri, F. Yang, and A. Z. Elsherbeni, "Beam-scanning reflectarray antennas: A technical overview and state of the art," *IEEE Antennas Propag. Mag.*, vol. 57, no. 4, pp. 32–47, Aug. 2015.
- [12] J. Zhao, "Optimizations with intelligent reflecting surfaces (IRSs) in 6G wireless networks: Power control, quality of service, max-min fair beamforming for unicast, broadcast, and multicast with multi-antenna mobile users and multiple IRSs," 2019, *arXiv:1908.03965*. [Online]. Available: <http://arxiv.org/abs/1908.03965>
- [13] C. Hu and L. Dai, "Two-timescale channel estimation for reconfigurable intelligent surface aided wireless communications," 2019, *arXiv:1912.07990*. [Online]. Available: <http://arxiv.org/abs/1912.07990>
- [14] H. Yang, F. Yang, S. Xu, Y. Mao, M. Li, X. Cao, and J. Gao, "A 1-Bit 10×10 reconfigurable reflectarray antenna: Design, optimization, and experiment," *IEEE Trans. Antennas Propag.*, vol. 64, no. 6, pp. 2246–2254, Jun. 2016.
- [15] X. Tan, Z. Sun, J. M. Jornet, and D. Pados, "Increasing indoor spectrum sharing capacity using smart reflect-array," in *Proc. IEEE Int. Conf. Commun. (ICC)*, May 2016, pp. 1–6.
- [16] X. Tan, Z. Sun, D. Koutsonikolas, and J. M. Jornet, "Enabling indoor mobile millimeter-wave networks based on smart reflect-arrays," in *Proc. IEEE Conf. Comput. Commun.*, Apr. 2018, pp. 1–9.
- [17] H. Kamoda, T. Iwasaki, J. Tsumochi, T. Kuki, and O. Hashimoto, "60-GHz electronically reconfigurable large reflectarray using single-bit phase shifters," *IEEE Trans. Antennas Propag.*, vol. 59, no. 7, pp. 2524–2531, Jul. 2011.
- [18] O. Bayraktar, O. A. Civi, and T. Akin, "Beam switching reflectarray monolithically integrated with RF MEMS switches," *IEEE Trans. Antennas Propag.*, vol. 60, no. 2, pp. 854–862, Feb. 2012.
- [19] E. Carrasco, M. Barba, and J. A. Encinar, "X-band reflectarray antenna with switching-beam using PIN diodes and gathered elements," *IEEE Trans. Antennas Propag.*, vol. 60, no. 12, pp. 5700–5708, Dec. 2012.
- [20] H. Yang, F. Yang, X. Cao, S. Xu, J. Gao, X. Chen, M. Li, and T. Li, "A 1600-element dual-frequency electronically reconfigurable reflectarray at X/Ku-band," *IEEE Trans. Antennas Propag.*, vol. 65, no. 6, pp. 3024–3032, Jun. 2017.
- [21] S. Montori, F. Cacciamani, R. V. Gatti, R. Sorrentino, G. Arista, C. Tienda, J. A. Encinar, and G. Toso, "A transportable reflectarray antenna for satellite ku-band emergency communications," *IEEE Trans. Antennas Propag.*, vol. 63, no. 4, pp. 1393–1407, Apr. 2015.
- [22] S. Montori, L. Marcaccioli, R. V. Gatti, and R. Sorrentino, "Constant-phase dual polarization MEMS-based elementary cell for electronic steerable reflectarrays," in *Proc. Eur. Microw. Conf.*, vol. 2009, pp. 33–36.
- [23] M.-T. Zhang, S. Gao, Y.-C. Jiao, J.-X. Wan, B.-N. Tian, C.-B. Wu, and A.-J. Farrall, "Design of novel reconfigurable reflectarrays with single-bit phase resolution for ku-band satellite antenna applications," *IEEE Trans. Antennas Propag.*, vol. 64, no. 5, pp. 1634–1641, May 2016.
- [24] Q. Wu and R. Zhang, "Beamforming optimization for wireless network aided by intelligent reflecting surface with discrete phase shifts," *IEEE Trans. Commun.*, to be published.
- [25] B. Wu, A. Sutinjo, M. E. Potter, and M. Okoniewski, "On the selection of the number of bits to control a dynamic digital MEMS reflectarray," *IEEE Antennas Wireless Propag. Lett.*, vol. 7, pp. 183–186, Mar. 2008.
- [26] H. Yang, F. Yang, S. Xu, M. Li, X. Cao, J. Gao, and Y. Zheng, "A study of phase quantization effects for reconfigurable reflectarray antennas," *IEEE Antennas Wireless Propag. Lett.*, vol. 16, pp. 302–305, 2017.
- [27] R. Pereira, R. Gillard, R. Sauleau, P. Potier, T. Dousset, and X. Delestre, "Four-state dual polarisation unit-cells for reflectarray applications," *Electron. Lett.*, vol. 46, no. 11, p. 742, 2010.
- [28] R. Pereira, R. Gillard, R. Sauleau, P. Potier, T. Dousset, and X. Delestre, "Dual linearly-polarized unit-cells with nearly 2-Bit resolution for reflectarray applications in X-Band," *IEEE Trans. Antennas Propag.*, vol. 60, no. 12, pp. 6042–6048, Dec. 2012.
- [29] P. Nayeri, F. Yang, and A. Z. Elsherbeni, *Reflectarray Antennas: Theory, Designs, and Applications*. Hoboken, NJ, USA: Wiley, 2018.
- [30] X. Yang, S. Xu, F. Yang, and M. Li, "A novel 2-bit reconfigurable reflectarray element for both linear and circular polarizations," in *Proc. IEEE Int. Symp. Antennas Propag. USNC/URSI Nat. Radio Sci. Meeting*, Jul. 2017, pp. 2083–2084.
- [31] M. C. R. Raghunath and M. C. R. Barama, "Smart small cell with hybrid beam forming for 5G: Theoretical feasibility and prototype results," *Int. Adv. Res. J. Sci., Eng. Technol.*, vol. 4, no. 2, pp. 124–128, Jan. 2017.
- [32] *TS36.211: Evolved Universal Terrestrial Radio Access (E-UTRA); Physical Channels and Modulation (Release 10)*, document V10.7.0, 3GPP, Feb. 2013.
- [33] *TS36.212: Evolved Universal Terrestrial Radio Access (E-UTRA); Multiplexing and Channel Coding (Release 10)*, document V10.8.0, 3GPP, Jun. 2013.
- [34] *TS36.213: Evolved Universal Terrestrial Radio Access (E-UTRA); Physical Layer Procedures (Release 10)*, document V10.12.0, 3GPP, Mar. 2014.
- [35] Y. J. Cho, G.-Y. Suk, B. Kim, D. K. Kim, and C.-B. Chae, "RF lens-embedded antenna array for mmWave MIMO: Design and performance," *IEEE Commun. Mag.*, vol. 56, no. 7, pp. 42–48, Jul. 2018.

- [36] T. Kwon, Y.-G. Lim, B.-W. Min, and C.-B. Chae, "RF lens-embedded massive MIMO systems: Fabrication issues and codebook design," *IEEE Trans. Microw. Theory Techn.*, vol. 64, no. 7, pp. 2256–2271, Jul. 2016.



LINGLONG DAI (Senior Member, IEEE) received the B.S. degree from Zhejiang University, Hangzhou, China, in 2003, the M.S. degree (Hons.) from the China Academy of Telecommunications Technology, Beijing, China, in 2006, and the Ph.D. degree (Hons.) from Tsinghua University, Beijing, China, in 2011. From 2011 to 2013, he was a Postdoctoral Research Fellow with the Department of Electronic Engineering, Tsinghua University, where he was an Assistant Professor from 2013 to 2016 and has been an Associate Professor since 2016. He has coauthored the book *MmWave Massive MIMO: A Paradigm for 5G* (Academic Press, 2016). He has authored or coauthored more than 60 IEEE journal articles and more than 40 IEEE conference papers. He also holds 16 granted patents. His current research interests include massive MIMO, millimeter-wave communications, THz communications, NOMA, reconfigurable intelligent surface (RIS), and machine learning for wireless communications. He has received the five IEEE Best Paper Awards at the IEEE ICC 2013, the IEEE ICC 2014, the IEEE ICC 2017, the IEEE VTC 2017-Fall, and the IEEE ICC 2018. He has also received the Tsinghua University Outstanding Ph.D. Graduate Award, in 2011, the Beijing Excellent Doctoral Dissertation Award, in 2012, the China National Excellent Doctoral Dissertation Nomination Award, in 2013, the URSI Young Scientist Award, in 2014, the IEEE TRANSACTIONS ON BROADCASTING Best Paper Award, in 2015, the *Electronics Letters* Best Paper Award, in 2016, the National Natural Science Foundation of China for Outstanding Young Scholars, in 2017, the IEEE ComSoc Asia-Pacific Outstanding Young Researcher Award, in 2017, the IEEE ComSoc Asia-Pacific Outstanding Paper Award, in 2018, and the *China Communications* Best Paper Award, in 2019. He is an Area Editor of the IEEE COMMUNICATIONS LETTERS, and an Editor of the IEEE TRANSACTIONS ON COMMUNICATIONS and the IEEE TRANSACTIONS ON VEHICULAR TECHNOLOGY. Particularly, he is dedicated to reproducible research and has made a large amount of simulation code publicly available.




BICHAH WANG (Student Member, IEEE) received the B.S. degree in electronic engineering from Tsinghua University, Beijing, China, in 2015. She is currently pursuing the Ph.D. degree with the Department of Electronic Engineering, Tsinghua University, Beijing, China. Her research interests are in wireless communications, with the emphasis on non-orthogonal multiple access, mmWave massive MIMO, and deep learning-based wireless communications. She has received the Freshman Scholarship of Tsinghua University, in 2011, the Academic Merit Scholarships of Tsinghua University, in 2012, 2013, and 2014, the Excellent Thesis Award of Tsinghua University, in 2015, the National Scholarship, in 2016, the IEEE VTC'17 Fall Best Student Paper Award, in 2017, the IEEE TRANSACTIONS ON COMMUNICATIONS Exemplary Reviewer Award, in 2017, the 7th IEEE ComSoc Asia-Pacific Outstanding Paper Award, in 2018, and the Paul Baran Young Scholar Award, in 2019.



MIN WANG received the B.S. degree from the School of Physical Electronics, University of Electronic Science and Technology of China, Chengdu, China, in 2014, and the Ph.D. degree in electrical engineering from Tsinghua University, Beijing, China, in 2019. Since 2019, she has been with the School of Optoelectronics Engineering, Chongqing University of Posts and Telecommunications, Chongqing. Her current research interests include transmitarray and reflectarray antennas, reconfigurable antennas, millimeter-wave antennas and arrays, and metasurfaces analysis.



XUE YANG (Student Member, IEEE) received the B.S. degree from Xidian University, Xi'an, China, in 2013, and the Ph.D. degree from the Department of Electronic Engineering, Tsinghua University, Beijing, China, in 2017. Her current research interests include reconfigurable reflectarray antenna, amplifying reflectarray antenna, and metasurface analysis.



JINGBO TAN received the B.S. degree from the Department of Electronic Engineering, Tsinghua University, in 2017, where he is currently pursuing the Ph.D. degree. His current research interests include channel feedback and codebook design for massive MIMO and millimeter-wave communications, and deep learning for wireless communications.



SHUANGKAISHENG BI received the B.S. degree from the Department of Electronic Engineering, Tsinghua University, in 2018, where he is currently pursuing the master's degree. His research interest is prototype development for advanced wireless Communications.



SHENHENG XU (Member, IEEE) received the B.S. and M.S. degrees from Southeast University, Nanjing, China, in 2001 and 2004, respectively, and the Ph.D. degree from the University of California at Los Angeles (UCLA), Los Angeles, CA, USA, in 2009, all in electrical engineering. From 2000 to 2004, he was a Research Assistant with the State Key Laboratory of Millimeter Waves, Southeast University. Since 2004, he has been a Graduate Student Researcher and later a Postdoctoral Researcher with the Antenna Research, Analysis, and Measurement Laboratory, UCLA. In 2012, he became an Associate Professor with the Department of Electronic Engineering, Tsinghua University, Beijing, China. His research interests include the novel designs of reflector and reflectarray antennas for advanced applications, evolutionary algorithms, and electromagnetic and antenna theories.



FAN YANG (Fellow, IEEE) received the B.S. and M.S. degrees from Tsinghua University, Beijing, China, in 1997 and 1999, respectively, and the Ph.D. degree from the University of California at Los Angeles (UCLA), in 2002.

From 1994 to 1999, he was a Research Assistant with the State Key Laboratory of Microwave and Digital Communications, Tsinghua University. From 1999 to 2002, he was a Graduate Student Researcher with the Antenna Laboratory, UCLA. From 2002 to 2004, he was a Postdoctoral Research Engineer and an Instructor with the Electrical Engineering Department, UCLA. In 2004, he joined the Electrical Engineering Department, The University of Mississippi as an Assistant Professor, and was promoted to an Associate Professor in 2009. In 2011, he joined the Electronic Engineering Department, Tsinghua University as a Professor. Since 2011, he has been serving as the Director of the Microwave and Antenna Institute. He has published more than 400 journal articles and conference papers, seven book chapters, and six books entitled *Surface Electromagnetics* (Cambridge Univ. Press, 2019), *Reflectarray Antennas: Theory, Designs, and Applications* (IEEE-Wiley, 2018), *Analysis and Design of Transmitarray Antennas*

(Morgan & Claypool, 2017), *Scattering Analysis of Periodic Structures Using Finite-Difference Time-Domain Method* (Morgan & Claypool, 2012), *Electromagnetic Band Gap Structures in Antenna Engineering* (Cambridge Univ. Press, 2009), and *Electromagnetics and Antenna Optimization Using Taguchi's Method* (Morgan & Claypool, 2007). His research interests include antennas, surface electromagnetics, computational electromagnetics, and applied electromagnetic systems.

Dr. Yang is an ACES Fellow and an IEEE APS Distinguished Lecturer from 2018 to 2020. He was a recipient of several prestigious awards and recognitions, including the Young Scientist Award of the 2005 URSI General Assembly and of the 2007 International Symposium on Electromagnetic Theory, the 2008 Junior Faculty Research Award of the University of Mississippi, the 2009 inaugural IEEE Donald G. Dudley Jr. Undergraduate Teaching Award, and the 2011 recipient of the Global Experts Program of China. He was the Technical Program Committee (TPC) Chair of the 2014 IEEE International Symposium on Antennas and Propagation and USNC-URSI Radio Science Meeting. He served as an Associate Editor for the IEEE TRANSACTIONS ON ANTENNAS AND PROPAGATION, from 2010 to 2013, and an Associate Editor-in-Chief for *Applied Computational Electromagnetics Society (ACES) Journal*, from 2008 to 2014.



from 2010 to 2011. He is also the Deputy Director of the Key Laboratory of Terahertz Technology, Ministry of Education, China. His current research interests include Terahertz communication, 5G mobile communications, and tactile internet.

ZHI CHEN (Senior Member, IEEE) received the B.Eng., M.Eng., and Ph.D. degrees in electrical engineering from the University of Electronic Science and Technology of China (UESTC), in 1997, 2000, and 2006, respectively. In April 2006, he joined the National Key Laboratory of Science and Technology on Communications (NCL), UESTC, where he worked as a Professor from August 2013. He was a Visiting Scholar with the University of California at Riverside, Riverside,



from 2010 to 2011. He is also the Deputy Director of the Key Laboratory of Terahertz Technology, Ministry of Education, China. His current research interests include Terahertz communication, 5G mobile communications, and tactile internet.

MARCO DI RENZO (Fellow, IEEE) was born in L'Aquila, Italy, in 1978. He received the Laurea (*cum laude*) and Ph.D. degrees in electrical engineering from the University of L'Aquila, Italy, in 2003 and 2007, respectively, and the Habilitation a Diriger des Recherches (Doctor of Science) degree from University Paris-Sud, Paris, France, in 2013. Since 2010, he has been with the French National Center for Scientific Research (CNRS), Université Paris-Saclay, where he is currently a CNRS Research Director (CNRS Professor) with the Laboratory of Signals and Systems (L2S), CentraleSupélec. He was a recipient of several awards, including the 2013 IEEE-COMSOC Best Young Researcher Award for Europe, Middle East, and Africa, the 2013 NoE-NEWCOM# Best Paper Award, the 2014–2015 Royal Academy of Engineering Distinguished Visiting Fellowship, the 2015 IEEE Jack Neubauer Memorial Best System Paper Award, the 2015 CNRS Award for Excellence in Research and Ph.D. Supervision, the 2016 MSCA Global Fellowship (declined), the 2017 SEE-IEEE Alain Glavieux Award, the 2018 IEEE-COMSOC Young Professional in Academia Award, and eight Best Paper Awards at IEEE conferences (2012 and 2014 IEEE CAMAD, 2013 IEEE VTC-Fall, 2014 IEEE ATC, 2015 IEEE ComManTel, 2017 IEEE SigTelCom, EAI 2018 INISCOM, and IEEE ICC 2019). He serves as the Editor-in-Chief for the IEEE COMMUNICATIONS LETTERS. He served as an Editor for the IEEE TRANSACTIONS ON COMMUNICATIONS, the IEEE TRANSACTIONS ON BIOSCIENCE COMMUNICATIONS, the IEEE COMMUNICATIONS LETTERS, and as the Associate Editor-in-Chief for the IEEE COMMUNICATIONS LETTERS. He is a Distinguished Lecturer of the IEEE Vehicular Technology Society and the IEEE Communications Society. He is a Highly Cited Researcher according to Clarivate Analytics and Web of Science.



as a Postdoctoral Research Fellow. He is currently an Underwood Distinguished Professor with the School of Integrated Technology, Yonsei University, South Korea.

He was a recipient/co-recipient of the IEEE VTS Dan. E. Noble Fellowship Award, in 2008, the IEEE ComSoc AP Outstanding Young Researcher Award, in 2012, the KICS Haedong Young Scholar Award, in 2013, the *IEEE Signal Processing Magazine* Best Paper Award, in 2013, the IEIE/IEEE Joint Award for Young IT Engineer of the Year in 2014, the IEEE INFOCOM Best Demo Award, in 2015, the Yonam Research Award from LG Yonam Foundation, in 2016, the Award of Excellence in Leadership of 100 Leading Core Technologies for Korea 2025 from NAEK, in 2017, the IEEE DySPAN Best Demo Award, in 2018, the IEEE/KICS JOURNAL OF COMMUNICATIONS AND NETWORKS Best Paper Award, in 2018, and the Young Engineer Award from the National Academy of Engineering of Korea (NAEK), in 2019. He is currently an Editor-in-Chief of the IEEE TRANSACTIONS ON MOLECULAR, BIOLOGICAL, AND MULTI-SCALE COMMUNICATIONS and a Senior Editor of the IEEE WIRELESS COMMUNICATIONS LETTERS. He served as an Editor for the IEEE TRANSACTIONS ON WIRELESS COMMUNICATIONS, from 2012 to 2017, the IEEE TRANSACTIONS ON MOLECULAR, BIOLOGICAL, AND MULTI-SCALE COMMUNICATIONS, from 2015 to 2018, the *IEEE Communications Magazine*, since 2016, and the IEEE WIRELESS COMMUNICATIONS LETTERS, since 2016. He is an IEEE ComSoc Distinguished Lecturer from 2020 to 2021.

CHAN-BYOUNG CHAE (Senior Member, IEEE) received the Ph.D. degree in electrical & computer engineering from The University of Texas at Austin, in 2008. He was a Research Engineer with the Telecommunications R&D Center, Samsung Electronics, Suwon, South Korea, from 2001 to 2005. He was with Bell Labs, Alcatel-Lucent, Murray Hill, NJ, USA, from 2009 to 2011, as a Member of Technical Staff, and Harvard University, Cambridge, MA, USA, from 2008 to 2009,



the School of Electronics and Computer Science, University of Southampton, U.K., where he holds the Chair in telecommunications. He has successfully supervised 111 Ph.D. students, coauthored 18 John Wiley/IEEE Press books on mobile radio communications totaling in excess of 10 000 pages, published 1741 research contributions at IEEE Xplore, acted both as a TPC and General Chair of IEEE conferences, presented keynote lectures, and has been awarded a number of distinctions. He is a Fellow of the Royal Academy of Engineering, of IET, and of EURASIP. He is currently directing a 60-strong academic research team, working on a range of research projects in the field of wireless multimedia communications sponsored by industry, the Engineering and Physical Sciences Research Council (EPSRC), U.K., the European Research Council's Advanced Fellow Grant, and the Royal Society's Wolfson Research Merit Award. He is an Enthusiastic Supporter of industrial and academic liaison. He offers a range of industrial courses. He is also a Governor of the IEEE ComSoc and VTS. From 2008 to 2012, he was the Editor-in-Chief of the IEEE Press and a Chaired Professor with Tsinghua University, Beijing.

LAJOS HANZO (Fellow, IEEE) received the D.Sc. degree in electronics and the Ph.D. degree in 1976 and 1983, respectively. In 2009, he was awarded an honorary doctorate by the Technical University of Budapest and, in 2015, by the University of Edinburgh. In 2016, he was admitted to the Hungarian Academy of Science. During his 40-year career in telecommunications, he has held various research and academic posts in Hungary, Germany, and U.K. Since 1986, he has been with