

# Performance Analysis of Dense Small Cell Networks With Practical Antenna Heights Under Rician Fading

AMIR H. JAFARI<sup>1</sup>, (Student Member, IEEE), DAVID LÓPEZ-PÉREZ<sup>2</sup>, (Senior Member, IEEE), MING DING<sup>3</sup>, (Senior Member, IEEE), AND JIE ZHANG<sup>1,4</sup>

<sup>1</sup>University of Sheffield, U.K.

<sup>2</sup>Nokia Bell Labs, Ireland

<sup>3</sup>Data61, CSIRO, Australia

<sup>4</sup>Ranplan Wireless Network Design, U.K.

Corresponding author: Amir H. Jafari (a.jafari@sheffield.ac.uk)

The work was supported by H2020 under Grant 3DMIMO.

**ABSTRACT** In this paper, we examine the combined impacts of distance-dependent Rician fading channel model and the absolute difference between the heights of base station (BS) and user equipment (UE) antennas on the coverage probability and the area spectral efficiency in an interference-limited ultra-dense (UD) small cell network (SCN). Exploiting distance dependent models for both path loss and multi-path fading, we show that in interference-limited UD-SCNs, Rician fading with variant Rician  $K$  factor aggravates the performance loss caused by the difference between the heights of the BS and UE antennas in comparison to Rayleigh fading. In particular, we demonstrate that due to presence of the specular line-of-sight component in the Rician fading, both the coverage probability and the area spectral efficiency experience a steeper decline towards zero as the BS density increases. Our performance analysis has a prominent impact on the deployment of UD-SCNs in the 5th-generation of mobile networks, as it indicates that the right modeling of multi-path fading makes a significant difference when assessing the performance of UD-SCNs with non-identical UE-BS antenna heights.

**INDEX TERMS** Stochastic geometry, homogeneous Poisson point process (HPPP), line-of-sight (LOS), non-line-of-sight (NLOS), dense small cell networks (SCNs), coverage probability, area spectral efficiency (ASE), Rician fading.

## I. INTRODUCTION

According to recent reports [1], the global mobile traffic is expected to grow eight-fold from 2015 to 2020 with the data emanating from smart phones, tablets, and other technologies, reaching 30.6 billion gigabytes per month by 2020. Therefore, new disruptive approaches are essential to support the anticipated skyrocket in global mobile data traffic. Based on Prof. Web study [2], the wireless network capacity has increased around 1 million fold from 1950 to 2000, in which an astounding  $2700\times$  gain was achieved through network densification using reduced cell sizes. Consequently, further network densification and in particular ultra-dense small cell networks (SCNs) is regarded as one of the main approaches to drive the 5th-generation (5G) of mobile communications, while continuing to fuel the 4th-generation (4G) Long Term Evolution (LTE) networks [3]–[5]. According to [6], [7], an ultra-dense SCN refers to a cellular network with traffic vol-

ume per area greater than 700 Gbps/km<sup>2</sup> or user equipment (UE) density greater than 0.2 UEs/m<sup>2</sup> which implies that base station (BS) density is larger than UE density [8], [9]. Featuring dense orthogonal deployment of small cell BSs with the macrocell tier, an ultra-dense SCN exploits an extensive spatial reuse of the spectrum to boost the coverage of cellular networks and provide more capacity through offloading from macrocells in public places with a large number of UEs such as airports and shopping malls as well as indoor environments, where there is a degradation in link margin and throughput due to absorption loss by walls [10]–[12].

## A. BACKGROUND

Previously, the common understanding on SCNs was that the coverage probability performance is independent of the small cell BS density in interference-limited fully-loaded wireless networks, and thus the area spectral efficiency (ASE)

performance in bps/Hz/km<sup>2</sup> would linearly increase with the small cell BS density [13]–[15]. The intuition behind the conclusion that the small cell BS density *does NOT matter*, was that the increase in the interference power caused by the deployment of more small cell BSs is exactly counterbalanced by the increase in the signal power due to the closer proximity between transmitters and receivers [16], [17]. However, it is important to note that such conclusion was based on considerable simplifications on the propagation environment, which should be re-examined when evaluating dense and ultra-dense (UD)-SCNs, as they are fundamentally different from sparse ones in various aspects.

In our recent works, we presented a distance-based piecewise path loss model that benefits from probabilistic LOS and NLOS transmissions, and thus is able to differentiate LOS and NLOS transmissions [18], [19]. Assuming Rayleigh fading, our theoretical analysis and simulation results showed that in dense SCNs, depending on the SINR threshold the ASE will suffer from a slow growth or even a small decrease as the density of small cell BSs exceeds a certain threshold [18]. The intuition behind this slow growth/decrease is that in dense SCNs many interference signals transit from NLOS to LOS transmission, which causes the interference power to increase faster than the signal power. This indicates that the small cell BS density has a prominent impact on the signal to interference relationship [20]–[22] and demonstrates that the small cell BS density actually *DOES matter*. Moving towards an UD-SCN, the ASE restarts to grow linearly with the small cell BS density, as both the signal and interference signals become LOS dominated.

## B. CONTRIBUTIONS

The authors in [24] have exploited our piecewise path loss model with probabilistic LOS and NLOS transmissions, and have examined how the heights of the small cell BS and UE antennas impact the performance of UD-SCNs based on the assumption that multi-path fading for both LOS and NLOS transmissions is Rayleigh fading.

However, it is well understood that the multi-path fading in LOS transmissions does not follow Rayleigh distribution and so their assumption that the multi-path fading for both the LOS and NLOS transmissions is Rayleigh distributed is not entirely accurate. Therefore, it is vital to investigate how a more accurate multi-path fading model for UD-SCNs can impact the performance of UD-SCNs that consist of BSs that are deployed at heights different to that of average UE's height. To answer this question, we analyse the performance of an interference-limited UD-SCN with different BS and UE antenna heights under distance-dependent Rician fading with a variant Rician  $K$  factor - as a more realistic multi-path fading model that is able to capture the impact of LOS path strength as network densifies - to understand the combined impacts of LOS/NLOS transmission, multi-path fading, and antenna height difference on the performance of the system in terms of both coverage probability and ASE. Using stochastic geometry, our theoretical analysis as well

as simulation results show that Rician fading exacerbates the performance degradation caused by the difference in heights of UE and BS antennas in comparison to Rayleigh fading, thus posing a serious question on the prevalent conviction of lampposts as candidate locations for UD-SCNs deployment. To the best of our knowledge, this is the first paper that offers a simultaneous analysis of the performance of UD-SCNs i) with non-identical UE-BS antenna heights, ii) incorporating a piecewise distance-based path loss model that considers both LOS and NLOS transmissions, iii) assuming a distance-dependent Rician multi-path fading model that exploits a variant Rician  $K$  factor based on the UE-BS distance.

The contributions of this paper are:

- We present the full derivations for the analytical results on both the coverage probability and the ASE, considering the absolute difference between the heights of small cell BS and UE antennas assuming a Rician fading channel with a distance dependant Rician  $K$  factor. We also derive numerically tractable integral-form expressions for the coverage probability and the ASE for a general 3GPP path loss model with a linear LOS probability function that incorporates both LOS and NLOS transmissions.
- We present the full proof of our theoretical finding, which highlights the impact of multi-path fading on the performance of UD-SCNs. Our finding demonstrates that when there is a difference between the absolute heights of the small cell BS and UE antennas, the Rician multi-path fading with variant Rician  $K$  factor causes a more steep decline towards zero than a Rayleigh one in both coverage probability and the ASE.

The remainder of this paper is structured as follows. In Section II, the system model is presented. In Section III, the main analytical results on the coverage probability and the ASE taking into account the distance-dependent Rician fading channel are discussed. In Section IV, the numerical results are presented. Finally, in Section V, the conclusions are drawn.

## II. SYSTEM MODEL

Stochastic geometry is a useful tool to study the performance of cellular systems [25], [26]. In this paper, our focus is on the downlink (DL) of cellular networks.

### A. BS DISTRIBUTION

We assume that small cell BSs form a Homogeneous Poisson point process (HPPP)  $\Phi$  of intensity  $\lambda$  BSs/km<sup>2</sup>.

### B. USER DISTRIBUTION

We assume that UEs form another stationary HPPP with an intensity of  $\lambda^{\text{UE}}$  UEs/km<sup>2</sup>, which is independent from the small cell BSs distribution. Note that  $\lambda^{\text{UE}}$  is considered to be sufficiently larger than  $\lambda$ , so that each BS has at least one associated UE in its coverage. We also assume that a typical UE is located at the origin based on Slivnyak's theorem,

which is a common assumption in the analysis using stochastic geometry.

**C. ANTENNA RADIATION PATTERN**

Each BS and the typical UE are equipped with an isotropic antenna, and the difference between the heights of UE and BS antennas is denoted by  $L$ .

**D. PATH LOSS**

We denote the two dimensional (2D) distance between an arbitrary BS and the typical UE located at the origin by  $r$  in km. Then, we present a three dimensional (3D) distance between the BS and the typical UE located at the origin by  $w$ , which is expressed as

$$w = \sqrt{r^2 + L^2} \tag{1}$$

and considering the practical LOS/NLOS transmissions, we propose a piecewise path loss model with respect to distance  $w$  in the following.

The path loss function  $\zeta(w)$  is divided into  $N$  pieces where each piece is represented by  $\zeta_n(w)$  as shown in (2). Moreover,  $\zeta_n^L(w)$  and  $\zeta_n^{NL}(w)$  represent the  $n$ -th piece of path loss function for the LOS transmission and the  $n$ -th piece of path loss function for the NLOS transmission, respectively, and are modelled as

$$\zeta_n(w) = \begin{cases} \zeta_n^L(w) = A_n^L w^{-\alpha_n^L}, & \text{for LOS} \\ \zeta_n^{NL}(w) = A_n^{NL} w^{-\alpha_n^{NL}}, & \text{for NLOS} \end{cases} \tag{2}$$

where  $n \in \{1, 2, \dots, N\}$  and  $A_n^L$  and  $A_n^{NL}$  refer to the path losses at a reference distance of  $w = 1$  km for the LOS and the NLOS cases in  $\zeta_n(w)$ , respectively, and  $\alpha_n^L$  and  $\alpha_n^{NL}$  are the path loss exponents for the LOS and the NLOS cases in  $\zeta_n(w)$ , respectively. Typical values of reference path losses and path loss exponents, which are obtained from field tests, can be found in [27], [28].

Similar to the path loss, the LOS probability function  $\text{Pr}^L(w)$  can also be expressed as a piecewise function where  $\text{Pr}_n^L(w)$ ,  $n \in \{1, 2, \dots, N\}$  denotes the  $n$ -th piece of LOS probability function corresponding to a BS and a UE that are separated by distance  $w$  from each other.

**E. USER ASSOCIATION STRATEGY (UAS)**

The UE is associated with the BS with the smallest path loss, regardless whether it is LOS or NLOS. Note that when the link between UE and BS is NLOS, we say that it is blocked. Otherwise, the communication is regarded as LOS.

**F. MULTI-PATH FADING**

The multi-path fading between an arbitrary BS and the typical UE is modelled as a practical distance dependant Rician fading channel [30] which considers a smooth transition from Rician fading to Rayleigh fading as the UE-to-BS distance increases. More specifically, the variant Rician  $K$  factor is defined as the ratio of the power in the specular LOS component to the power in all scattered NLOS components and

varies according to the distance between UE and BS and hence it is able to capture the impact of the strength of the LOS path on multi-path fading. For the LOS case, we use a variant distance dependant Rician  $K$  factor where  $K(w) = 13 - 0.03w$  (dB), with  $w$  being the 3D distance between the BS and UE in meter [31]. For the NLOS case, the Rician  $K$  factor is set to  $-\infty$  dB. Note that we denote  $K(w)$  by  $K$  hereafter, but it is critical not to interpret  $K$  as a constant value.

**III. ANALYSIS BASED ON THE PROPOSED PATH LOSS MODEL**

In this section, we present our main results on the coverage probability and the ASE.

**A. THE COVERAGE PROBABILITY**

One metric that is used to evaluate the system's performance is the signal-to-interference-plus-noise-ratio (SINR) coverage probability. If the UE's received SINR is larger than a predefined threshold  $\gamma$ , the UE is considered in coverage or receiving its required service, which is defined as

$$P_{\text{cov}}(\lambda, \gamma) = \Pr[\text{SINR} > \gamma] \tag{3}$$

and the SINR is computed as

$$\text{SINR} = \frac{P_t \zeta(w) h}{I_r + N_0} \tag{4}$$

where  $P_t$  is the transmission power of each BS,  $h$  is the Rician distributed channel gain between the typical UE and its serving BS denoted by  $b_o$  and  $N_0$  is the additive white Gaussian noise (AWGN) power at the typical UE. The aggregated interference from all non-serving BSs is denoted by  $I_r$ , and is defined as

$$I_r = \sum_{i: b_i \in \Phi \setminus b_o} P_t \beta_i g_i \tag{5}$$

where  $b_i$ ,  $\beta_i$  and  $g_i$  refer to the  $i$ -th interfering BS, the corresponding path loss and Rician fading channel gain between the UE and the  $i$ -th interfering BS, respectively.

To compute the area spectral efficiency (ASE), we need to derive the probability density function (PDF) of the SINR at the UE, which for a specific value of  $\lambda$  is defined as

$$f_\Gamma(\lambda, \gamma) = \frac{\partial (1 - P_{\text{cov}}(\lambda, \gamma))}{\partial \gamma} \tag{6}$$

and thus the ASE can be expressed as

$$A^{\text{ASE}}(\lambda, \gamma_0) = \lambda \int_{\gamma_0}^{\infty} \log_2(1 + \gamma) f_\Gamma(\lambda, \gamma) d\gamma \tag{7}$$

where  $\gamma_0$  denotes the minimum working SINR for the considered SCN.

To obtain  $P_{\text{cov}}(\lambda, \gamma)$ , we present Theorem 1 in the following. Note that for the tractability of analysis in this paper, we consider an interference-limited scenario and hence in coverage probability derivations, we concentrate on signal-to-interference-ratio (SIR) rather than SINR.

*Theorem 1: Considering the path loss model in (2),  $P_{cov}(\lambda, \gamma)$  can be computed as*

$$P_{cov}(\lambda, \gamma) = \sum_{n=1}^N (T_n^L + T_n^{NL}) \quad (8)$$

where  $T_n^L = \int_{\sqrt{d_{n-1}^2 - L^2}}^{\sqrt{d_n^2 - L^2}} Pr \left[ \frac{P_i \zeta_n^L (\sqrt{r^2 + L^2}) h}{I_r} > \gamma \right] f_{R,n}^L(r) dr,$

$$T_n^{NL} = \int_{\sqrt{d_{n-1}^2 - L^2}}^{\sqrt{d_n^2 - L^2}} Pr \left[ \frac{P_i \zeta_n^{NL} (\sqrt{r^2 + L^2}) h}{I_r} > \gamma \right] f_{R,n}^{NL}(r) dr,$$

where  $d_0 = 0, d_N = \infty,$  and  $f_{R,n}^{path}(r)$  with  $path \in \{L, NL\}$  refers to the piecewise PDF of the distance to the serving BS.

*Proof: See Appendix A.* ■

### B. RICIAN CRASH THEOREM

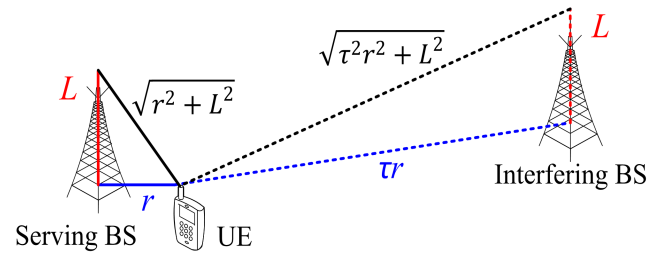
In the following, we present Theorem 2 to theoretically discuss how Rician fading affects the performance loss due to the difference between the absolute heights of the BS and UE antennas.

*Theorem 2: In an UD-SCN, if  $L > 0$  and  $\gamma, \gamma_0 < \infty,$  for  $\lambda_{max} < \lambda, A_{Rician}^{ASE}(\lambda, \gamma_0) < A_{Rayleigh}^{ASE}(\lambda, \gamma_0)$  where  $\lambda_{max}$  refers to the BS density that achieves maximum coverage probability.*

*Proof:* As the density of small cell BSs  $\lambda$  increases, the 2D distance between the typical user and its serving BS diminishes. Moreover, in practical SCNs  $L < d_1$  - where  $d_1$  determines the decreasing slope of the linear LOS probability function  $Pr^L(r)$  - and thus the first piece of either the LOS path loss function or the NLOS path loss function will be sufficient to characterise the 2D distance. This is backed up by the fact that the small cell radius  $r_c$  is related to small cell BS density through  $r_c = \frac{1}{\sqrt{\pi\lambda}}$ . Therefore, based on the limits Theory, we can show that  $\lim_{\lambda \rightarrow \infty} P_{cov}(\lambda, \gamma) = \lim_{\lambda \rightarrow \infty} \{T_1^L + T_1^{NL}\},$  where the terms  $T_1^L$  and  $T_1^{NL}$  deliver the coverage probability components based on the signal coming from either the first piece LOS path or the first piece NLOS path, respectively.

In the computation of  $\lim_{\lambda \rightarrow \infty} P_{cov}(\lambda, \gamma),$  it is realized that  $\lim_{\lambda \rightarrow \infty} f_{R,1}^{NL} = 0,$  and thus  $\lim_{\lambda \rightarrow \infty} T_1^{NL} = 0.$  To elaborate this, we note that  $Pr^L(w)$  is a monotonically decreasing function of  $w,$  and assuming a non-zero difference between the heights of the BS and UE antennas ( $L \neq 0$ ), then  $\lim_{r \rightarrow 0} r_2 = \arg\{\zeta^L(\sqrt{r_2^2 + L^2}) \zeta_1^{NL}(L)\} \triangleq r_2^{\min},$  and thus it can be stated that  $\exp(-\int_0^{r_2} Pr^L(\sqrt{u^2 + L^2}) 2\pi\lambda u du)$  in (23) is upper bounded by  $\exp(-Pr^L(\sqrt{(r_2^{\min})^2 + L^2}) \pi\lambda (r_2^{\min})^2).$  This affirms that as  $\lambda \rightarrow \infty,$  the first piece LOS path loss function, i.e.,  $\zeta_1^L(w) = A_1^L (\sqrt{r^2 + L^2})^{-\alpha_1^L},$  is sufficient to characterise both the signal and interference links, and so is the main contributor to the coverage probability. As a result,  $\lim_{\lambda \rightarrow \infty} P_{cov}(\lambda, \gamma) = \lim_{\lambda \rightarrow \infty} T_1^L.$

In order to compute  $\lim_{\lambda \rightarrow \infty} T_1^L,$  we use Fig. 1, which illustrates a SCN consisting of two small cell BSs and can be



**FIGURE 1.** Illustration of antenna height impact in a small cell network with two small cell BSs.

expanded to an UD-SCN where  $\lambda \rightarrow \infty.$  As can be seen in the figure, the distance between UE and its serving and interfering BSs are represented by  $r$  and  $\tau r,$  respectively, where ( $1 < \tau < \infty$ ). Considering the first piece LOS path loss function, we can show that as  $r \rightarrow 0,$   $Pr \left[ \frac{P_i \zeta_1^L (\sqrt{r^2 + L^2}) h}{I_r} > \gamma \right] <$

$\exp\left(-\frac{Pr^L(L)(\tau^2 - 1)}{1 + \frac{1}{\gamma}}\right) \triangleq z,$  and since  $\tau$  can take a large value, then  $z$  will be very small. Thus, based on  $T_1^L$  definition,  $\lim_{\lambda \rightarrow \infty} P_{cov}(\lambda, \gamma) = \lim_{\lambda \rightarrow \infty} T_1^L = 0.$  Moreover, we show that when  $\lambda \rightarrow \infty,$  the limit of the SIR, defined by  $\zeta = \frac{(\sqrt{\tau^2 r^2 + L^2})^{\alpha_1^L}}{(\sqrt{r^2 + L^2})^{\alpha_1^L}}$  is

$$\bar{\zeta} = \lim_{\lambda \rightarrow \infty} \zeta = \lim_{r \rightarrow 0} \zeta = \begin{cases} 1, & (L > 0) \\ \tau^{\alpha_1^L}, & (L = 0). \end{cases} \quad (9)$$

It is realized from (9) that as  $r \rightarrow 0,$  the signal-link distance  $\sqrt{r^2 + L^2}$  in the denominator of SIR formula is lower bounded by  $L,$  and thus when  $L \neq 0,$  there will be a substantial decline in  $\bar{\zeta}$  which cannot be overcome by densification. This occurs because the non-zero difference between the heights of the BS and the UE antennas ( $L \neq 0$ ) poses a cap on the signal-link distance, which restrains the signal power while the power of the aggregated interference signal grows as the network densifies. Under these circumstances, network densification enhances the aggregated interference while the signal power remains constant. This leads to the Rician Crash, which accelerates the UE's service outage experience in comparison to Rayleigh-based one. ■

To better understand the reasoning of the Rician Crash theorem, we present Lemma 1 to investigate the probability that the coverage probability opportunistically beats the SINR threshold.

*Lemma 1: In an UD-SCN, for a given SINR threshold  $\gamma_0,$  when the BS density  $\lambda$  is large enough, the Rayleigh fading offers a better coverage probability than the Rician one.*

*Proof:* We denote the average SINR by  $\mu.$  Therefore, we can express the coverage probability in (3) as

$$\begin{aligned} Pr[h\mu > \gamma] &= Pr \left[ h > \frac{\gamma}{\mu} \right] \\ &= F_H(h) = F_H\left(\frac{\gamma}{\mu}\right) \end{aligned} \quad (10)$$

where  $F_H(h)$  represents the complementary cumulative distribution function (CCDF) of  $h$ . Based on (27), and depending on the distribution of  $h$  being Rayleigh or Rician, (10) can be reformulated as

$$\Pr [h\mu > \gamma] = \begin{cases} \exp\left(-\frac{\gamma}{\mu}\right) \sum_{k=0}^{\infty} \sum_{m=0}^k \frac{\exp(-K)K^k m! \binom{k}{m}}{(k!)^2} \\ \times \left(\frac{\gamma}{\mu}\right)^{k-m}, & \text{Rician fading} \\ \exp\left(-\frac{\gamma}{\mu}\right), & \text{Rayleigh fading} \end{cases}$$

Moreover, we use  $\zeta$  and  $\delta$  to represent the ratio and the difference between the coverage probability under Rayleigh and Rician fading as

$$\zeta = \exp(-K) \sum_{k=0}^{\infty} \sum_{m=0}^k \frac{K^k}{k!(k-m)!} \left(\frac{\gamma}{\mu}\right)^{k-m} \quad (11)$$

$$\delta = \exp\left(-\frac{\gamma}{\mu}\right) \left(1 - \exp(-K) \times \sum_{k=0}^{\infty} \sum_{m=0}^k \frac{K^k}{k!(k-m)!} \left(\frac{\gamma}{\mu}\right)^{k-m}\right) \quad (12)$$

For a given SINR threshold  $\gamma_0$ , it can be seen from (11) that as the BS density increases and the network moves towards an UD-SCN, the specular LOS fading dominates and in turn the Rician  $K$  factor increases. Therefore, in an UD-SCN, the term  $\exp(-K)$  in (11) exponentially decays and converges to zero under Rician fading, so that the network performance is drastically degraded in comparison to that with Rayleigh fading. From another perspective, we can also observe that, based on the Stirling's approximation and as  $k \rightarrow \infty$ ,  $k!$  grows faster than  $K^k$ , and thus  $\frac{K^k}{k!(k-m)!} < 1$ . Therefore, when the SINRs are low, i.e., when the BS density is high and the coverage probability is low ( $\delta > 0$ ), the Rician fading offers a worse network performance than the Rayleigh one.

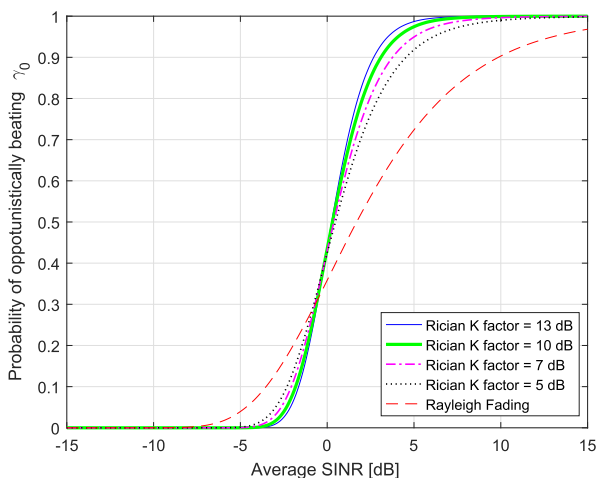


FIGURE 2. Probability of beating the SINR threshold of  $\gamma = 0$  dB for different Rician  $K$  factor.

To corroborate the above result, Fig. 2 compares the probability that the coverage probability opportunistically beats the SINR threshold of  $\gamma_0 = 0$  dB for both Rician fading with different Rician  $K$  factors as well as Rayleigh fading. Note that the Rician  $K$  factors of 13, 10, 7, and 5 dB correspond to 3D distances of 0 m, 100 m, 200 m, and 266.6 m between UE and BS, respectively. This has to be emphasized that as discussed in Section II, the distance-dependent Rician fading model with a variant Rician  $K$  factor adjusts the dominance of the LOS path based on distance between UE and BS. It can be seen that when the BS density is low, which corresponds to the high SINR regime (3 dB  $\sim$  10 dB), Rician fading has a better chance to satisfy the SINR threshold requirement in comparison to Rayleigh fading, which leads to a better coverage probability performance. However, in the low SINR regime ( $-10$  dB  $\sim$   $-3$  dB), which corresponds to a high BS density, and thus UD-SCN, the Rician  $K$  factor is larger (LOS fading dominates) and hence the Rician fading has a lower chance to reach the SINR threshold requirement in comparison to Rayleigh fading. As a result, it can be expected that Rician fading more sharply drags down both the coverage probability and ASE performance to zero than Rayleigh fading.

To support the above discussion, Fig. 3 compares the CDF and PDF of Rician fading with different Rician  $K$  factors to that of Rayleigh fading. It is seen that while Rayleigh fading has a larger variance around the mean, Rician fading has a more deterministic behaviour due to dominant LOS component with a smaller variance around its mean. The higher the density of BSs in the network, the larger the Rician  $K$  factor, the stronger the LOS component, and the smaller the variance. ■

### C. STUDY OF A 3GPP SPECIAL CASE

We consider the following 3GPP path loss function used in [27]

$$\zeta(w) = \begin{cases} A^L w^{-\alpha^L}, & \text{with probability } \Pr^L(w) \\ A^{NL} w^{-\alpha^{NL}}, & \text{with probability } (1 - \Pr^L(w)) \end{cases} \quad (13)$$

which for sake of simplicity and without any loss of generality uses a linear LOS probability [28] function,  $\Pr^L(w)$ , defined as

$$\Pr^L(w) = \begin{cases} 1 - \frac{w}{d_1}, & 0 < w \leq d_1 \\ 0, & w > d_1 \end{cases} \quad (14)$$

where the steepness of  $\Pr^L(w)$  is defined by the parameter  $d_1$ .

According to Theorem 1 and considering the mentioned 3GPP case,  $P_{cov}(\lambda, \gamma)$  can be computed as  $P_{cov}(\lambda, \gamma) = \sum_{n=1}^2 (T_n^L + T_n^{NL})$ , where  $\zeta_1^L(w) = \zeta_2^L(w) = A^L w^{-\alpha^L}$ ,  $\zeta_1^{NL}(w) = \zeta_2^{NL}(w) = A^{NL} w^{-\alpha^{NL}}$ ,  $\Pr_1^L(w) = 1 - \frac{w}{d_1}$ , and  $\Pr_2^L(w) = 0$ . In the following, we compute  $T_1^L$ , which can then be easily extended to  $\{T_n^{Path}\}$  in order to obtain  $P_{cov}(\lambda, \gamma)$ .

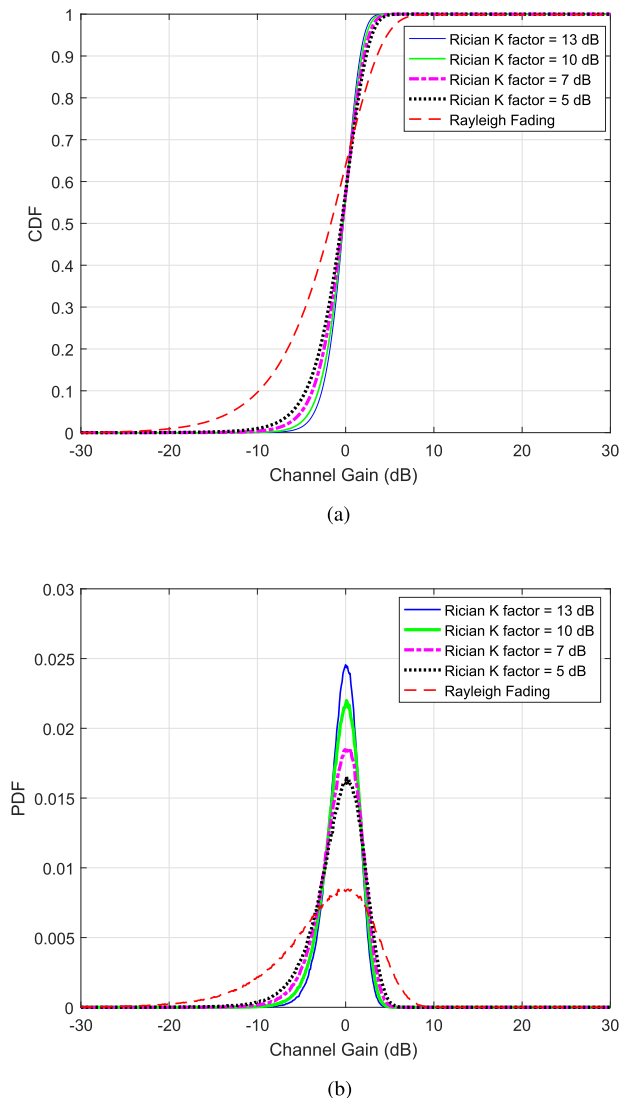


FIGURE 3. Comparison of CDF and PDF of Rician and Rayleigh fading. (a) CDF. (b) PDF.

In order to help with the tractability of our analysis, we try to approximate the 3D distance  $w = \sqrt{r^2 + L^2}$ . In this regard, we derive the lower bound of  $w$  as

$$w^{LB} = \begin{cases} w \geq L, & \text{tight when } r \text{ is very small, i.e., } 0 \leq r \leq v_1, \\ w \geq \frac{r+L}{\sqrt{2}}, & \text{tight when } r \text{ is relatively small, i.e.,} \\ v_1 \leq r \leq v_2, \\ w \geq r, & \text{tight when } r \text{ is relatively large, i.e., } r > v_2. \end{cases} \quad (15)$$

where  $v_1 = (\sqrt{2} - 1)L$  and  $v_2 = (\sqrt{2} + 1)L$ . Having computed the lower bound, we approximate  $w$  as  $L$ ,  $\frac{r+L}{\sqrt{2}}$  and  $r$  for the ranges of  $r$  discussed in (15), respectively.

According to Theorem 1 and based on the above approximation,  $T_1^L$  for the range of  $0 < r \leq \sqrt{d_1^2 - L^2}$  can be

computed as

$$T_1^L = \int_0^{\sqrt{d_1^2 - L^2}} \sum_{k=0}^{\infty} \sum_{m=0}^k J(m, k) \gamma^{k-m} (-1)^{k-m} \frac{\partial^{k-m} \mathcal{L}_{I_r}^L \left( \frac{\gamma}{P_t \zeta_n^L(\sqrt{r^2 + L^2})} \right)}{\partial \gamma^{k-m}} f_{R,1}^L(r) dr \quad (16)$$

where  $\zeta_n^L(w) = A^L w^{-\alpha^L}$  and  $\mathcal{L}_{I_r}^L$  refers to the Laplace transform of  $I_r$  at  $s$  for the LOS transmission. Moreover, from Theorem 1,  $f_{R,1}^L(r)$  can be obtained as

$$f_{R,1}^L(r) = \exp \left( - \int_0^{r_1} \lambda \frac{\sqrt{u^2 + L^2}}{d_1} 2\pi u du \right) \times \exp \left( - \int_0^r \lambda \left( 1 - \frac{\sqrt{u^2 + L^2}}{d_1} \right) 2\pi u du \right) \times \left( 1 - \frac{\sqrt{r^2 + L^2}}{d_1} \right) 2\pi r \lambda, \quad (0 < r \leq \sqrt{d_1^2 - L^2}) \\ = \exp \left( - \frac{2\pi\lambda}{3d_1} \left( (r_1^2 + L^2)^{\frac{3}{2}} - L^3 \right) \right) \times \exp \left( -\pi\lambda r^2 + \frac{2\pi\lambda}{3d_1} \left( (r_1^2 + L^2)^{\frac{3}{2}} - L^3 \right) \right) \times \left( 1 - \frac{\sqrt{r^2 + L^2}}{d_1} \right) 2\pi r \lambda, \quad (0 < r \leq \sqrt{d_1^2 - L^2}) \quad (17)$$

where  $r_1 = \sqrt{\left( \frac{A^{NL}}{A^L} \right)^{\frac{2}{\alpha^{NL}}} (r^2 + L^2)^{\frac{\alpha^L}{\alpha^{NL}}} - L^2}$ .

Breaking the integration interval into different segments, we calculate the definite integrals  $Q_1 = \int_a^b (1 - \Delta_1) du$  and  $Q_2 = \int_a^b (1 - \Delta_2) u \sqrt{u^2 + L^2} du$  where  $\Delta_1 = \frac{(e^{K s P_t A^{path}})^{-1} (\sqrt{u^2 + L^2})^{\alpha^{path}}}{1 + (s P_t A^{path})^{-1} (\sqrt{u^2 + L^2})^{\alpha^{path}} - K (s P_t A^{path})^{-1} (\sqrt{u^2 + L^2})^{\alpha^{path}}}$  and  $\Delta_2 = \frac{(e^{K s P_t A^{path}})^{-1} (\sqrt{u^2 + L^2})^{\alpha^{path}}}{1 + (s P_t A^{path})^{-1} (\sqrt{u^2 + L^2})^{\alpha^{path}} - K (s P_t A^{path})^{-1} (\sqrt{u^2 + L^2})^{\alpha^{path}}}$  for different segments of  $[0 \leq a; b \leq v_1]$ ,  $[v_1 \leq a; b \leq v_2]$ ,  $[v_2 \leq a; b < \infty]$ , and  $[v_2 \leq a; b = +\infty]$  which are presented in Appendix B.

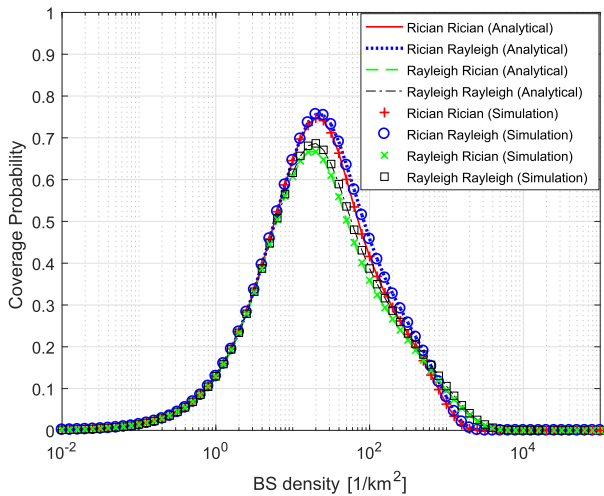
#### IV. SIMULATION AND DISCUSSION

In this section, we use numerical results to study the performance of UD-SCNs with non-identical antenna heights under Rician fading channel and validate the accuracy of our analysis. To analyse in detail the impact of the Rician Crash theorem in UD-SCNs, we consider four different cases:

- Case 1: Both serving and interfering BSs are subject to Rician fading,
- Case 2: Serving BS is subject to Rician fading, while interfering BSs are subject to Rayleigh fading,

- Case 3: Serving BS is subject to Rayleigh fading, while interfering BSs are subject to Rician fading,
- Case 4: Both serving and interfering BSs are subject to Rayleigh fading.

Note that case 1 is more realistic and that the other cases are presented here in order to aid the discussion. Also note that in the legend of Figs. 4 and 5, the first and second terms refer to the channel model between the UE and its serving and interfering BSs, respectively.



**FIGURE 4.** The coverage probability versus BS density with antenna height difference of  $L = 8.5m$ .

We adopt the following parameters in our numerical analysis based on [27], [29]. We assume the LOS and NLOS path loss exponents of  $\alpha^L = 2.09$  and  $\alpha^{NL} = 3.75$ . Moreover,  $A^L$ ,  $A^{NL}$ , and  $d_1$  are assumed to be  $10^{-10.38}$ ,  $10^{-14.54}$ , and 0.3 km, respectively. The transmit and noise power are also equal to  $P_t = 24$  dBm and  $N_0 = -95$  dBm. Unless mentioned otherwise, we also assume antenna height differences of  $L = 0$  (identical UE and BS antenna heights) and  $L = 8.5m$ .

**A. THE COVERAGE PROBABILITY PERFORMANCE**

Fig. 4 shows the coverage probability versus the BS density for the four cases discussed above, where the UE and BS antennas are not at the same height ( $L = 8.5m$ ). First of all and before proceeding with the analysis of numerical results, it is important to note that the theoretical analysis results match the simulation results, and thus we only discuss theoretical results hereafter.

With regard to the general coverage probability trends, Fig. 4 also shows that for all four discussed cases, the coverage probability initially increases with the BS density, as the network is light up with coverage. However, once the BS density exceeds a certain threshold, in this case ( $\lambda_0 = 20 \frac{BS}{km^2}$ ), the difference between the heights of UE and BS antennas causes a cap on the signal power, which prompts the coverage probability to decline and eventually converge to zero, as was explained in Rician Crash Theorem. Comparing the coverage probability of the four different cases presented above, it can

be seen that the multi-path fading model (as discussed in Lemma 1) *does have an impact* on the coverage probability, when there is a difference in the heights of the UE and the BS antennas.

When the coverage probability achieves its maximum at  $\lambda_1$ , meaning that the UE SINRs are large, the case with Rician fading for the serving links and Rayleigh fading for the interference links achieves the best performance. This is in line with Lemma 1, which showed that Rician fading has a better chance to satisfy the SINR threshold requirement in comparison to Rayleigh fading in the high SINR regime between 3 dB and 10 dB. To further support this claim note that, as it was shown in Fig. 3, Rician fading results in a more deterministic multi-path fading due to its specular dominant LOS component with a lower variance around the mean, while Rayleigh fading has a larger variance around the mean with a large tail towards the negative values, resulting in fadings of up to  $-20dB$ . The first phenomena helps to maintain a good carrier signal for most UEs, while the second one helps to opportunistically mitigate the interference.

When the coverage probability is low, which refers to low SINR regime, it is important to note that there is a cross over at around ( $\lambda_1 = 700 \frac{BS}{km^2}$ ) between the coverage probabilities of the cases that have Rician and Rayleigh fading to model the serving links. This is also in line with Lemma 1, which showed that Rician fading has a lower chance to reach the SINR threshold requirement in comparison to Rayleigh fading in the low SINR regime between  $-3$  dB and  $-10$  dB. The cases with Rayleigh fading offer a better performance here because Rayleigh fading benefits from more channel fluctuations than Rician fading, and thus achieves an opportunistic carrier signal power gain, which is only visible at low UE SINRs. In such regime, the case with Rayleigh fading for both the serving and the interference links achieves the best performance, since as explained before the Rayleigh interference is in average smaller than the Rician one.

**B. THE ASE PERFORMANCE**

Fig. 5 shows the ASE performance for the above four different cases. It is important to mention that we only focus on the theoretical results and so the ASE results are obtained from the coverage probability presented in (7). The ASE performance also follows a similar trend as the coverage probability. For all the four cases, we can see that as far as the BS density is lower than  $\lambda_1$ , the ASE linearly increases with the BS density because the coverage holes are mitigated. Densifying the network beyond  $\lambda_1$  causes the ASE to experience a slower growth pace or even a decrease. This occurs due to coverage probability degradation triggered by the transition of a large number of interfering signals from NLOS to LOS [18], [23]. Then, when the BS density is large, as in an UD-SCN, we observe a severe degradation in ASE performance due the UE and BS antenna height difference, and that such degradation greatly depends on the multi-path fading model.

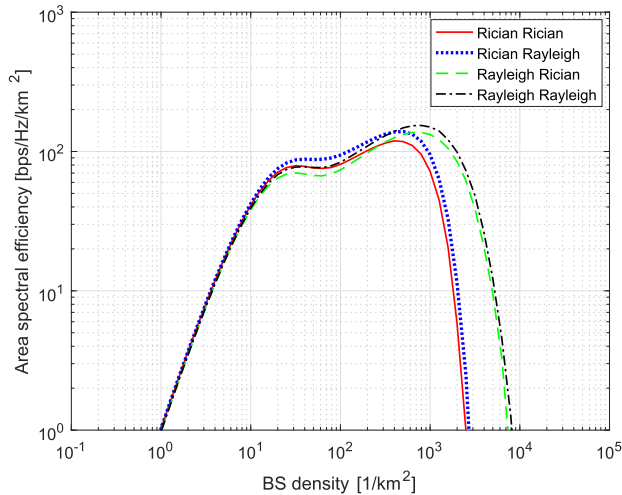


FIGURE 5. The area spectral efficiency versus BS density with antenna height difference of  $L = 8.5m$ .

Comparing the ASE results that correspond to the discussed four cases, we can also realise the same behaviour as for the coverage probability. When the BS density is  $\lambda_1$  and the coverage probability achieves its maximum, the cases with Rician fading at the serving links provide the best performance because Rician fading has a better chance to meet the SINR threshold. However, when the UE SINR starts to degrade due to the difference between UE and BS antenna heights, the cases with Rayleigh fading are more robust and provide a better performance since Rayleigh fading benefits from a higher chance to meet the SINR threshold, as was derived in Lemma 1 and shown in Fig. 2. Accordingly, when the multi-path channel between the UE and its associated BS is Rician fading, the ASE declines more rapidly towards zero. As network becomes denser and the LOS component becomes more dominant, the Rician  $K$  factor is reinforced causing the Rician fading to face a more severe exponential decay. To further explain this, we must note that due to the large Rician  $K$  factor in UD-SCN (where the channel is even prone to single LOS tap), Rician fading causes less fluctuations in the channel in comparison to Rayleigh fading, which prevents to benefit from the opportunistic channel gains. Rayleigh fading instead provides such opportunistic SINR gains at the cell-edge, which leads to an enhanced ASE. As a result, the Rician fading causes a more severe performance degradation as discussed by Rician Crash theorem.

Finally, Fig. 6 compares the impact of identical and non-identical UE-BS antenna heights on the ASE performance under Rician fading. Note that in non-identical case, the height difference is  $8.5m$ . It can be perceived that when both UE and BS have same antenna heights ( $L = 0$ ), the ASE linearly increases as the network moves towards an UD-SCN [23]. In contrary, based on the Rician Crash theorem, when ( $L \neq 0$ ), Rician fading causes the ASE to severely drop to zero. This suggests that operators should lower the small cell BS height close to the average UE antenna height when deploying UD-SCNs.

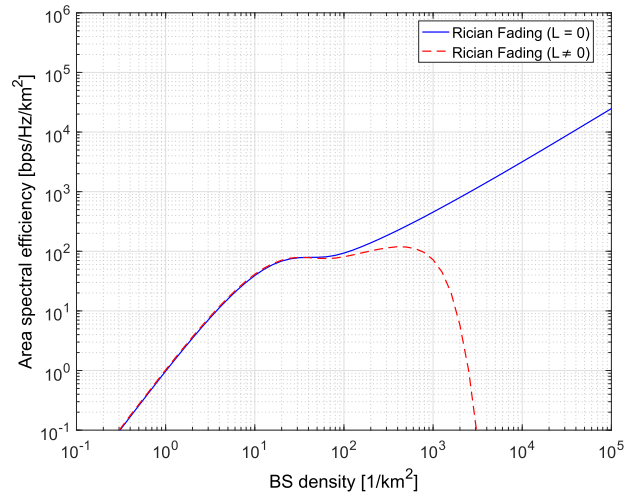


FIGURE 6. Comparison of the area spectral efficiency with different antenna heights under Rician fading.

### C. DISCUSSION ON THE VALUE OF THEORETICAL ANALYSIS

While theoretical derivations do not have straightforward and compact expressions, this has to be pointed out that computer based simulations are nearly infeasible when looking at a practical ultra-dense network with a tremendous number of BSs, millions of them. The complexity of computer based simulations quickly become prohibitive, with running times of around a month for the discussed scenario in this paper. In more details, the required time to perform the computer based simulations for BS densities of  $\lambda \geq 10^3$  BSs/km<sup>2</sup> is very long, and it becomes almost infeasible for BS densities of  $\lambda \geq 10^5$  BSs/km<sup>2</sup>. For instance, for BS density of  $\lambda = 10^6$  BSs/km<sup>2</sup>, it takes a minimum of twenty seven days to plot smooth curves using computer based simulations in comparison to five days using the theoretical derivations. In contrast, the complexity of the theoretical analysis remains independent of the BS density, thanks to the numerical integration derived in this paper, i.e., the complexity is not a function of the BS density and so the results can be obtained much faster.

### V. CONCLUSION

In this paper, we analysed the impact of Rician fading on the coverage probability and ASE performance in UD-SCNs where the BS and UE antennas are not of the same height. Using a piecewise path loss model, we showed through analytical expressions as well as simulation results that due to less channel fluctuations of Rician fading, it causes the ASE to more rapidly slope down to zero in comparison to Rayleigh fading. This indicates that multi-path fading plays a key role in UD-SCNs with non-identical UE-BS antenna heights and to avert its ruinous effect, the operators should deploy small cell BSs close to the height of the average UE antenna.

### APPENDIX A

To compute  $P_{cov}(\lambda, \gamma)$ , we need to calculate two parameters: i) the joint distance PDFs for the corresponding events of the typical UE being associated with a BS with either a LOS or



NLOS path represented by Events  $B_n^L$  and  $B_n^{NL}$ , respectively, and ii) the coverage probability that is conditioned on  $(r, B_n^L)$  and  $(r, B_n^{NL})$ . Note that the joint distance PDF of  $r$  and Event  $B_n^{path}$  with string variable  $path$  taking the values of {L,NL} to represent LOS and NLOS paths is denoted by  $f_{R,n}^{path}(r)$ , where  $f_{R,n}^{path}(r)$  is subject to the following condition:

$$\sum_{n=1}^N \int_{\sqrt{d_{n-1}^2-L^2}}^{\sqrt{d_n^2-L^2}} f_{R,n}^L(r) dr + \sum_{n=1}^N \int_{\sqrt{d_{n-1}^2-L^2}}^{\sqrt{d_n^2-L^2}} f_{R,n}^{NL}(r) dr = 1. \tag{18}$$

Also note that the coverage probability is the sum of the probabilities associated with the Events  $B_n^L$  and  $B_n^{NL}$ , owing to the fact that these two events are disjoint.

To compute  $f_{R,n}^L(r)$ , we refer to its definition as  $f_{R,n}^L(r) = f_{R,n|B_n^L}(r|B_n^L) \Pr[B_n^L]$ , where  $\Pr[B_n^L] = \Pr[r_n^L(\sqrt{r^2+L^2})]$  and  $f_{R,n|B_n^L}(r|B_n^L)$  represents the joint event that corresponds to the following independent sub-events.

- The serving BS  $b_0$  should be located at a 2D distance  $r$  from the typical UE with the corresponding unconditional distance PDF of  $2\pi r\lambda$ .
- There should not be any other LOS BS than the serving BS  $b_0$  in event  $B_n^L$  that offers a better link to the UE. Its probability is given as

$$p_n^L(r) = \exp\left(-\int_0^r \Pr^L(\sqrt{u^2+L^2}) 2\pi u \lambda du\right). \tag{19}$$

- There should not be any other NLOS BS than the serving BS  $b_0$  in event  $B_n^{NL}$  that offers a better link to the UE. Its probability is given as

$$p_n^{NL}(r) = \exp\left(-\int_0^{r_1} (1 - \Pr^L(\sqrt{u^2+L^2})) 2\pi u \lambda du\right) \tag{20}$$

where  $r_1 = \arg\left\{\zeta_n^{NL}(\sqrt{r_1^2+L^2}) = \zeta_n^L(\sqrt{r^2+L^2})\right\}$  to derive the 2D distance at which the NLOS BS and  $b_0$  offer the same signal level.

Assuming a 3D distance, we can show that

$$f_{R,n|B_n^L}(r|B_n^L) = p_n^{NL}(r) p_n^L(r) 2\pi r \lambda. \tag{21}$$

Therefore, the piecewise PDF of the distance to the LOS and NLOS serving BS can be derived as

$$\begin{aligned} f_{R,n}^L(r) &= \exp\left(-\int_0^{r_1} (1 - \Pr^L(\sqrt{u^2+L^2})) 2\pi u \lambda du\right) \\ &\times \exp\left(-\int_0^r \Pr^L(\sqrt{u^2+L^2}) 2\pi u \lambda du\right) \Pr_n^L(\sqrt{r^2+L^2}) \\ &\times 2\pi u \lambda, \quad \left(\sqrt{d_{n-1}^2-L^2} < r \leq \sqrt{d_n^2-L^2}\right) \end{aligned} \tag{22}$$

and

$$f_{R,n}^{NL}(r) = \exp\left(-\int_0^{r_2} \Pr^L(\sqrt{u^2+L^2}) 2\pi u \lambda du\right)$$

$$\begin{aligned} &\times \exp\left(-\int_0^r (1 - \Pr^L(\sqrt{u^2+L^2})) 2\pi u \lambda du\right) \\ &\times (1 - \Pr_n^L(\sqrt{r^2+L^2})) \times 2\pi u \lambda, \\ &\left(\sqrt{d_{n-1}^2-L^2} < r \leq \sqrt{d_n^2-L^2}\right) \end{aligned} \tag{23}$$

where  $r_1 = \arg\left\{\zeta_n^{NL}(\sqrt{r_1^2+L^2}) = \zeta_n^L(\sqrt{r^2+L^2})\right\}$  and  $r_2 = \arg\left\{\zeta_n^L(\sqrt{r_2^2+L^2}) = \zeta_n^{NL}(\sqrt{r^2+L^2})\right\}$ .

We can now move on to evaluate  $\Pr[\text{SINR} > \gamma | (r, B_n^L)]$  and  $\Pr[\text{SINR} > \gamma | (r, B_n^{NL})]$ , which can be presented as  $\Pr\left[\frac{P_t \zeta_n^L(\sqrt{r^2+L^2}) h}{I_r} > \gamma\right]$  and  $\Pr\left[\frac{P_t \zeta_n^{NL}(\sqrt{r^2+L^2}) h}{I_r} > \gamma\right]$ , respectively. In the following, we only consider  $\Pr\left[\frac{P_t \zeta_n^L(\sqrt{r^2+L^2}) h}{I_r} > \gamma\right]$ , as  $\Pr\left[\frac{P_t \zeta_n^{NL}(\sqrt{r^2+L^2}) h}{I_r} < \gamma\right]$  can be computed in the same manner.

$$\begin{aligned} &\Pr\left[\frac{P_t \zeta_n^L(\sqrt{r^2+L^2}) h}{I_r} > \gamma\right] \\ &= \mathbb{E}_{\{I_r\}} \left\{ \Pr\left[h > \frac{\gamma I_r}{P_t \zeta_n^L(\sqrt{r^2+L^2})}\right] \right\} \\ &= \mathbb{E}_{\{I_r\}} \left\{ \bar{F}_H\left(\frac{\gamma I_r}{P_t \zeta_n^L(\sqrt{r^2+L^2})}\right) \right\} \end{aligned} \tag{24}$$

where  $\mathbb{E}_{\{I_r\}}\{\cdot\}$  is the expectation operation over the random variable  $I_r$  and  $\bar{F}_H(h)$  refers to the CCDF of random variable  $h$ . Note that for the tractability of analysis, we have considered an interference-limited scenario in our derivations. Moreover, the interference is normalized with respect to  $P_t \zeta_n^L(\sqrt{r^2+L^2})$ , where the normalized interference is defined as  $I_m = \frac{I_r}{P_t \zeta_n^L(\sqrt{r^2+L^2})}$ . Therefore, (24) can be expressed as  $\Pr\left[\frac{h}{I_m} > \gamma\right] = 1 - \Pr\left[\frac{h}{I_m} < \gamma\right]$  where  $\Pr\left[\frac{h}{I_m} < \gamma\right]$  denotes the cumulative distribution function (CDF) of the normalized SIR, and thus  $\Pr\left[\frac{h}{I_m} < \gamma\right]$  can be written as

$$\begin{aligned} \Pr\left[\frac{h}{I_m} > \gamma\right] &= 1 - \int_{\frac{h}{\gamma} < \gamma}^{\infty} f_H(h) f_{I_m}(y) dh dy \\ &= 1 - \int_0^{\infty} F_H(\gamma y) f_{I_m}(y) dy \end{aligned} \tag{25}$$

where  $f_H(h)$  and  $F_H(h)$  are the PDF and CDF of random variable  $h$ , respectively [32], [33]. Since the random variable  $h$  is Rician distributed, its PDF is given by

$$\begin{aligned} f_H(h) &= \frac{(K+1)}{\bar{h}} \exp\left(-\left(K + \frac{(K+1)h}{\bar{h}}\right)\right) \\ &\times I_0\left(\sqrt{\frac{4K(K+1)h}{\bar{h}}}\right) \end{aligned} \tag{26}$$

where  $K$  is the Rician  $K$  factor,  $I_0$  is the zero-th order first kind modified Bessel function and  $\bar{h}$  is expectation of  $h$ . Applying

the series expansion from [34], [35],  $f_H(h)$  can be expressed as  $f_H(h) = \exp(-K - h) \sum_{k=0}^{\infty} \frac{(Kh)^k}{(k!)^2}$  and using the PDF of  $h$ , its CDF can be derived as

$$\begin{aligned}
 F_h(h) &= \exp(-K) \sum_{k=0}^{\infty} \\
 &\quad \times \frac{K^k}{(k!)^2} \left( \exp(-h) \sum_{m=0}^k (-1)^{2m+1} m! \binom{k}{m} h^{k-m} + k! \right) \\
 &= - \sum_{k=0}^{\infty} \sum_{m=0}^k \exp(-h) J(m, k) h^{k-m} + \sum_{k=0}^{\infty} \frac{K^k}{k!} \exp(-K) \\
 &= - \sum_{k=0}^{\infty} \sum_{m=0}^k \exp(-h) J(m, k) h^{k-m} + 1 \tag{27}
 \end{aligned}$$

where  $J(m, k) = \frac{\exp(-K) K^k m! \binom{k}{m}}{(k!)^2}$  and  $\sum_{k=0}^{\infty} \frac{K^k}{k!} = \exp(K)$  based on the Taylor series combination. By replacing (27) in (25), we derive

$$\begin{aligned}
 \Pr\left[\frac{h}{I_m} > \gamma\right] &= \sum_{k=0}^{\infty} \sum_{m=0}^k J(m, k) \int_0^{\infty} (\gamma\gamma)^{k-m} e^{-\gamma\gamma} f_{I_m}(\gamma) d\gamma \\
 &= \sum_{k=0}^{\infty} \sum_{m=0}^k J(m, k) \gamma^{k-m} Q(\gamma, k - m) \tag{28}
 \end{aligned}$$

where  $Q(\tau, n) = \int_0^{\infty} \gamma^n e^{-\gamma\tau} f_{I_m}(\gamma) d\gamma = (-1)^n \frac{\partial^n \mathcal{L}_{I_m}(\tau)}{\partial \tau^n}$  for  $n = 0, 1, \dots, \infty$  [32], [33]. Therefore,

$$\Pr\left[\frac{h}{I_m} > \gamma\right] = \sum_{k=0}^{\infty} \sum_{m=0}^k J(m, k) \gamma^{k-m} (-1)^{k-m} \frac{\partial^{k-m} \mathcal{L}_{I_m}^L(\gamma)}{\partial \gamma^{k-m}} \tag{29}$$

Plugging  $I_r = I_m P_t \zeta_n^L(\sqrt{r^2 + L^2})$  into (29), we can derive

$$\begin{aligned}
 \Pr\left[\frac{P_t \zeta_n^L(\sqrt{r^2 + L^2}) h}{I_r} > \gamma\right] &= \sum_{k=0}^{\infty} \sum_{m=0}^k J(m, k) \gamma^{k-m} \\
 &\quad \times (-1)^{k-m} \frac{\partial^{k-m} \mathcal{L}_{I_r}^L\left(\frac{\gamma}{P_t \zeta_n^L(\sqrt{r^2 + L^2})}\right)}{\partial \gamma^{k-m}} \tag{30}
 \end{aligned}$$

where  $\mathcal{L}_{I_r}^L(s)$  is the Laplace transform of RV  $I_r$  evaluated at  $s$  subject to the condition corresponding to Event  $B^L$  which states that the UE is associated with a BS with LOS transmission. Similarly, for the NLOS transmission, it is derived as

$$\Pr\left[\frac{P_t \zeta_n^{NL}(\sqrt{r^2 + L^2}) h}{I_r} > \gamma\right]$$

$$\begin{aligned}
 &= \sum_{k=0}^{\infty} \sum_{m=0}^k J(m, k) \gamma^{k-m} \\
 &\quad \times (-1)^{k-m} \frac{\partial^{k-m} \mathcal{L}_{I_r}^{NL}\left(\frac{\gamma}{P_t \zeta_n^{NL}(\sqrt{r^2 + L^2})}\right)}{\partial \gamma^{k-m}} \tag{31}
 \end{aligned}$$

where  $\mathcal{L}_{I_r}^{NL}(s)$  is the Laplace transform of RV  $I_r$  evaluated at  $s$  subject to the condition corresponding to Event  $B^{NL}$  that the UE is associated with a BS with NLOS transmission. In the following, we derive  $\mathcal{L}_{I_r}^L(s)$  as

$$\begin{aligned}
 \mathcal{L}_{I_r}^L(s) &= \mathbb{E}_{\{I_r\}} \left\{ \exp(-sI_r) | B^L \right\} \\
 &= \mathbb{E}_{\{\Phi, \{\beta_i\}, \{g_i\}\}} \left\{ \exp\left(-s \sum_{i \in \Phi/b_o} P_t \beta_i(w) g_i\right) | B^L \right\} \tag{32}
 \end{aligned}$$

and based on the path loss model, the user is subject to interference from both LOS and NLOS paths. Therefore,  $\mathbb{E}_{\{g\}}\{\exp(-sP_t \beta(w)g) | B^L\}$  in (32) must take into account the interference from both the LOS and NLOS interfering BSs. Note that the random variable  $g$  follows Rician distribution. Therefore,  $\mathcal{L}_{I_r}^L(s)$  can be expressed as

$$\begin{aligned}
 \mathcal{L}_{I_r}^L(s) &= \exp\left(-2\pi\lambda \int_r^{\infty} \left(1 - \frac{\sqrt{u^2 + L^2}}{d_1}\right) \right. \\
 &\quad \times \left[1 - \mathbb{E}_{\{g\}} \exp\left(-sP_t A^L \left(\sqrt{u^2 + L^2}\right)^{-\alpha^L} g\right) \right] u du \Big) \\
 &\quad \times \exp\left(-2\pi\lambda \int_{r_1}^{\infty} \frac{\sqrt{u^2 + L^2}}{d_1} \right. \\
 &\quad \left. \left[1 - \mathbb{E}_{\{g\}} \exp\left(-sP_t A^{NL} \left(\sqrt{u^2 + L^2}\right)^{-\alpha^{NL}} g\right) \right] u du \right) \tag{33}
 \end{aligned}$$

For sake of presentation, the term  $sP_t A^L \left(\sqrt{u^2 + L^2}\right)^{-\alpha^L}$  is denoted by  $\Lambda$ , and thus  $\mathbb{E}_{\{g\}}\{\exp(-\Lambda g)\}$  can be computed as

$$\mathbb{E}_{\{g\}} \exp(-\Lambda g) = \int_0^{\infty} \exp(-\Lambda g) \exp(-K - g) \sum_{k=0}^{\infty} \frac{(Kg)^k}{(k!)^2} dg \tag{34}$$

where  $\exp(-K - g) \sum_{k=0}^{\infty} \frac{(Kg)^k}{(k!)^2}$  is the PDF of the random variable  $g$ . According to Taylor series, it is realized that  $\sum_{k=0}^{\infty} \frac{K^k}{k!} = \exp(K)$ , and thus (34) can be written as

$$\begin{aligned}
 \mathbb{E}_{\{g\}}\{\exp(-\Lambda g)\} &= \int_0^{\infty} \exp(-\Lambda g) \exp(-K - g) \exp(Kg) dg \\
 &= \exp(-K) \int_0^{\infty} \exp(-g(1 + \Lambda - K)) dg \\
 &= \frac{\exp(-K)}{1 + \Lambda - K} \tag{35}
 \end{aligned}$$

Plugging  $\Lambda = sP_t A^L (\sqrt{u^2 + L^2})^{-\alpha^L}$  into (35),  $1 - E_{[g]} \exp(-sP_t A^L (\sqrt{u^2 + L^2})^{-\alpha^L} g)$  can be written as

$$1 - E_{[g]} \exp(-sP_t A^L (\sqrt{u^2 + L^2})^{-\alpha^L} g) = 1 - \frac{(e^K sP_t A^L)^{-1} (\sqrt{u^2 + L^2})^{\alpha^L}}{1 + \Gamma_1} \quad (36)$$

where  $\Gamma_1 = (sP_t A^L)^{-1} (\sqrt{u^2 + L^2})^{\alpha^L} - K(sP_t A^L)^{-1} (\sqrt{u^2 + L^2})^{\alpha^L}$ . Similarly,  $1 - E_{[g]} \{\exp(-sP_t A^{NL} u^{-\alpha^{NL}} g)\}$  can be computed, and thus (33) is written as

$$\begin{aligned} \mathcal{L}_{I_r}^L(s) &= \exp\left(-2\pi\lambda \int_r^\infty \left(1 - \frac{(\sqrt{u^2 + L^2})}{d_1}\right)\right) \\ &\times \left(1 - \frac{(e^K sP_t A^L)^{-1} (\sqrt{u^2 + L^2})^{\alpha^L}}{1 + \Gamma_1}\right) udu \\ &\times \exp\left(-2\pi\lambda \int_{r_1}^\infty \frac{(\sqrt{u^2 + L^2})}{d_1}\right) \\ &\times \left(1 - \frac{(e^K sP_t A^{NL})^{-1} (\sqrt{u^2 + L^2})^{\alpha^{NL}}}{1 + \Gamma_2}\right) udu \end{aligned} \quad (37)$$

where  $\Gamma_2 = (sP_t A^{NL})^{-1} (\sqrt{u^2 + L^2})^{\alpha^{NL}} - K(sP_t A^{NL})^{-1} (\sqrt{u^2 + L^2})^{\alpha^{NL}}$  and  $s = \frac{\gamma(\sqrt{r^2 + L^2})^{\alpha^L}}{P_t A^L}$ . By plugging (37) in (30), we compute  $\Pr[\frac{P_t \zeta_n^L (\sqrt{r^2 + L^2}) h}{I_r} > \gamma]$ . In a similar manner, we can derive  $\mathcal{L}_{I_r}^{NL}(s)$ , and obtain  $\Pr[\frac{P_t \zeta_n^{NL} (\sqrt{r^2 + L^2}) h}{I_r} > \gamma]$  and, therefore,

$$\begin{aligned} \Pr[\frac{P_t \zeta_n^L (\sqrt{r^2 + L^2}) h}{I_r} > \gamma] &= \sum_{k=0}^\infty \sum_{m=0}^k J(m, k) \gamma^{k-m} \\ &\times (-1)^{k-m} \frac{\partial^{k-m} \mathcal{L}_{I_r}^L\left(\frac{\gamma}{P_t \zeta_n^L (\sqrt{r^2 + L^2})}\right)}{\partial \gamma^{k-m}} \end{aligned} \quad (38)$$

and

$$\Pr[\frac{P_t \zeta_n^{NL} (\sqrt{r^2 + L^2}) h}{I_r} > \gamma] = \sum_{k=0}^\infty \sum_{m=0}^k J(m, k) \gamma^{k-m}$$

$$\times (-1)^{k-m} \frac{\partial^{k-m} \mathcal{L}_{I_r}^{NL}\left(\frac{\gamma}{P_t \zeta_n^{NL} (\sqrt{r^2 + L^2})}\right)}{\partial \gamma^{k-m}} \quad (39)$$

where  $\mathcal{L}_{I_r}^L(s)$  and  $\mathcal{L}_{I_r}^{NL}(s)$  refer to the Laplace transform of RV  $I_r$  evaluated at  $s$  for LOS and NLOS transmissions, respectively, and are derived as

$$\begin{aligned} \mathcal{L}_{I_r}^L(s) &= \exp\left(-2\pi\lambda \int_r^\infty \left(1 - \frac{(\sqrt{u^2 + L^2})}{d_1}\right)\right) \\ &\times \left(1 - \frac{(e^K sP_t A^L)^{-1} (\sqrt{u^2 + L^2})^{\alpha^L}}{1 + \Gamma_1}\right) udu \\ &\times \exp\left(-2\pi\lambda \int_{r_1}^\infty \frac{(\sqrt{u^2 + L^2})}{d_1}\right) \\ &\times \left(1 - \frac{(e^K sP_t A^{NL})^{-1} (\sqrt{u^2 + L^2})^{\alpha^{NL}}}{1 + \Gamma_2}\right) udu \end{aligned} \quad (40)$$

and

$$\begin{aligned} \mathcal{L}_{I_r}^{NL}(s) &= \exp\left(-2\pi\lambda \int_{r_2}^\infty \left(1 - \frac{(\sqrt{u^2 + L^2})}{d_1}\right)\right) \\ &\times \left(1 - \frac{(e^K sP_t A^L)^{-1} (\sqrt{u^2 + L^2})^{\alpha^L}}{1 + \Gamma_1}\right) udu \\ &\times \exp\left(-2\pi\lambda \int_r^\infty \frac{(\sqrt{u^2 + L^2})}{d_1}\right) \\ &\times \left(1 - \frac{(e^K sP_t A^{NL})^{-1} (\sqrt{u^2 + L^2})^{\alpha^{NL}}}{1 + \Gamma_2}\right) udu. \end{aligned} \quad (41)$$

### APPENDIX B

In the following, we calculate the the definite integrals  $Q_1$  and  $Q_2$  for the different segments.

**Case 1:** Assuming  $0 \leq a$  and  $b \leq v_1$ , we approximate  $\sqrt{u^2 + L^2} \approx L$ . Therefore,  $Q_1$  and  $Q_2$  can be expressed as

$$\begin{aligned} Q_1 &\approx \int_a^b \left(1 - \frac{(e^K sP_t A^{path})^{-1} L^{\alpha^{path}}}{1 + (sP_t A^{path})^{-1} L^{\alpha^{path}} - K(sP_t A^{path})^{-1} L^{\alpha^{path}}}\right) \\ L u du &= \frac{1}{2} (b^2 - a^2) + \frac{a^2 - b^2}{2} \\ &\times \frac{(e^K sP_t A^{path})^{-1} L^{\alpha^{path}}}{1 + (sP_t A^{path})^{-1} L^{\alpha^{path}} - K(sP_t A^{path})^{-1} L^{\alpha^{path}}} \end{aligned} \quad (42)$$

and

$$Q_2 \approx \int_a^b \left(1 - \frac{(e^K sP_t A^{path})^{-1} L^{\alpha^{path}}}{1 + (sP_t A^{path})^{-1} L^{\alpha^{path}} - K(sP_t A^{path})^{-1} L^{\alpha^{path}}}\right)$$

$$\begin{aligned}
 Q_1 &\approx \int_a^b \left( 1 - \frac{(e^K sP_t A^{path})^{-1} \left(\frac{u+L}{\sqrt{2}}\right)^{\alpha^{path}}}{1 + (sP_t A^{path})^{-1} \left(\frac{u+L}{\sqrt{2}}\right)^{\alpha^{path}} - K(sP_t A^{path})^{-1} \left(\frac{u+L}{\sqrt{2}}\right)^{\alpha^{path}}} \right) \\
 &\quad \times u du \int_{a+L}^{b+L} \left( 1 - \frac{(e^K sP_t A^{path})^{-1} \left(\frac{\bar{u}}{\sqrt{2}}\right)^{\alpha^{path}}}{1 + (sP_t A^{path})^{-1} \left(\frac{\bar{u}}{\sqrt{2}}\right)^{\alpha^{path}} - K(sP_t A^{path})^{-1} \left(\frac{\bar{u}}{\sqrt{2}}\right)^{\alpha^{path}}} \right) (\bar{u} - L) d\bar{u} \\
 &= \rho_1 \left( \alpha^{path}, 1, \left( \frac{(sP_t A^{path})^{-1}}{\sqrt{2}} (1 - K) \right), b+L \right) - \rho_1 \left( \alpha^{path}, 1, \left( \frac{(sP_t A^{path})^{-1}}{\sqrt{2}} (1 - K) \right), a+L \right) \\
 &\quad - L \left[ \rho_1 \left( \alpha^{path}, 0, \left( \frac{(sP_t A^{path})^{-1}}{\sqrt{2}} (1 - K) \right), b+L \right) - \rho_1 \left( \alpha^{path}, 0, \left( \frac{(sP_t A^{path})^{-1}}{\sqrt{2}} (1 - K) \right), a+L \right) \right] \\
 &\quad + (sP_t A^{path})^{-1} \left( (1 - K - \exp(-K)) \left( \frac{1}{\sqrt{2}} \right)^{\alpha^{path}} \right) \\
 &\quad \times \left[ \rho_1 \left( \alpha^{path}, \alpha^{path} + 1, \left( \frac{(sP_t A^{path})^{-1}}{\sqrt{2}} (1 - K) \right), b+L \right) \right. \\
 &\quad \quad \left. - \rho_1 \left( \alpha^{path}, \alpha^{path} + 1, \left( \frac{(sP_t A^{path})^{-1}}{\sqrt{2}} (1 - K) \right), a+L \right) \right] \\
 &\quad + L(sP_t A^{path})^{-1} (1 - K - \exp(-K)) \\
 &\quad \times \left[ \rho_1 \left( \alpha^{path}, \alpha^{path}, \left( \frac{(sP_t A^{path})^{-1}}{\sqrt{2}} (1 - K) \right), b+L \right) - \rho_1 \left( \alpha^{path}, \alpha^{path}, \left( \frac{(sP_t A^{path})^{-1}}{\sqrt{2}} (1 - K) \right), a+L \right) \right] \tag{44}
 \end{aligned}$$

$$\begin{aligned}
 u du &= \frac{L}{2} (b^2 - a^2) + \frac{L(a^2 - b^2)}{2} \\
 &\quad \times \frac{(e^K sP_t A^{path})^{-1} L^{\alpha^{path}}}{1 + (sP_t A^{path})^{-1} L^{\alpha^{path}} - K(sP_t A^{path})^{-1} L^{\alpha^{path}}} \tag{43}
 \end{aligned}$$

**Case 2:** Assuming  $v_1 \leq a$  and  $b \leq v_2$ , we approximate  $\sqrt{u^2 + L^2} \approx \frac{u+L}{\sqrt{2}}$ . Therefore,  $Q_1$  and  $Q_2$  can be expressed as given by (44) and (45), shown at the top of this page and the next page, where the variable change of  $u + L = \bar{u}$  is used to ease the integrations. Note that  $\rho_2(\alpha, \beta, t, d)$  is defined as

$$\begin{aligned}
 \rho_1(\alpha, \beta, t, d) &= \int_0^d \frac{u^\beta}{1 + tu^\alpha} du \\
 &= \left[ \frac{d^{\beta+1}}{\beta+1} \right] {}_2F_1 \left[ 1, \frac{\beta+1}{\alpha}; 1 + \frac{\beta+1}{\alpha}; -td^\alpha \right] \tag{46}
 \end{aligned}$$

where  ${}_2F_1[\cdot, \cdot; \cdot; \cdot]$  refers to the hyper-geometric function.

**Case 3:** Assuming  $v_2 \leq a$  and  $b < \infty$ , we approximate  $\sqrt{u^2 + L^2} \approx u$ . Therefore,  $Q_1$  and  $Q_2$  can be expressed as

$$\begin{aligned}
 Q_1 &\approx \int_a^b \left( 1 - \frac{(e^K sP_t A^{path})^{-1} u^{\alpha^{path}}}{1 + (sP_t A^{path})^{-1} u^{\alpha^{path}} - K(sP_t A^{path})^{-1} u^{\alpha^{path}}} \right) u du
 \end{aligned}$$

$$\begin{aligned}
 &= \rho_1 \left( \alpha^{path}, 1, (sP_t A^{path})^{-1} (1 - K), b \right) \\
 &\quad - \rho_1 \left( \alpha^{path}, 1, (sP_t A^{path})^{-1} (1 - K), a \right) \\
 &\quad + (1 - K - \exp(-K)) \left[ \rho_1 \left( \alpha^{path}, 1, (sP_t A^{path})^{-1} \right. \right. \\
 &\quad \quad \left. \left. (1 - K), b \right) - \rho_1 \left( \alpha^{path}, \alpha^{path} + 1, (sP_t A^{path})^{-1} \right. \right. \\
 &\quad \quad \left. \left. (1 - K), a \right) \right] \tag{47}
 \end{aligned}$$

and

$$\begin{aligned}
 Q_2 &\approx \int_a^b \left( 1 - \frac{(e^K sP_t A^{path})^{-1} u^{\alpha^{path}}}{1 + (sP_t A^{path})^{-1} u^{\alpha^{path}} - K(sP_t A^{path})^{-1} u^{\alpha^{path}}} \right) u^2 du \\
 &= \rho_1 \left( \alpha^{path}, 2, (sP_t A^{path})^{-1} (1 - K), b \right) \\
 &\quad - \rho_1 \left( \alpha^{path}, 2, (sP_t A^{path})^{-1} (1 - K), a \right) \\
 &\quad + (1 - K - \exp(-K)) \left[ \rho_1 \left( \alpha^{path}, \alpha^{path} + 2, \right. \right. \\
 &\quad \quad \left. \left. (sP_t A^{path})^{-1} (1 - K), b \right) - \rho_1 \left( \alpha^{path}, \alpha^{path} + 2, \right. \right. \\
 &\quad \quad \left. \left. (sP_t A^{path})^{-1} (1 - K), a \right) \right] \tag{48}
 \end{aligned}$$

$$\begin{aligned}
 Q_2 &\approx \int_a^b \left( 1 - \frac{(e^K sP_t A^{path})^{-1} \left(\frac{u+L}{\sqrt{2}}\right)^{\alpha^{path}}}{1 + (sP_t A^{path})^{-1} \left(\frac{u+L}{\sqrt{2}}\right)^{\alpha^{path}} - K (sP_t A^{path})^{-1} \left(\frac{u+L}{\sqrt{2}}\right)^{\alpha^{path}}} \right) \\
 u \frac{u+L}{\sqrt{2}} du &= \int_{a+L}^{b+L} \left( 1 - \frac{(e^K sP_t A^{path})^{-1} \left(\frac{\bar{u}}{\sqrt{2}}\right)^{\alpha^{path}}}{1 + (sP_t A^{path})^{-1} \left(\frac{\bar{u}}{\sqrt{2}}\right)^{\alpha^{path}} - K (sP_t A^{path})^{-1} \left(\frac{\bar{u}}{\sqrt{2}}\right)^{\alpha^{path}}} \right) \\
 \frac{(\bar{u}-L)\bar{u}}{\sqrt{2}} d\bar{u} &= \frac{1}{\sqrt{2}} \left[ \rho_1 \left( \alpha^{path}, 2, \left( \frac{(sP_t A^{path})^{-1}}{\sqrt{2}} (1-K) \right), b+L \right) \right. \\
 &\quad \left. - \rho_1 \left( \alpha^{path}, 2, \left( \frac{(sP_t A^{path})^{-1}}{\sqrt{2}} (1-K) \right), a+L \right) \right] \\
 &\quad - \frac{L}{\sqrt{2}} \left[ \rho_1 \left( \alpha^{path}, 1, \left( \frac{(sP_t A^{path})^{-1}}{\sqrt{2}} (1-K) \right), b+L \right) \right. \\
 &\quad \left. - \rho_1 \left( \alpha^{path}, 1, \left( \frac{(sP_t A^{path})^{-1}}{\sqrt{2}} (1-K) \right), a+L \right) \right] \\
 &\quad + (sP_t A^{path})^{-1} \left( \frac{(1-K - \exp(-K))}{\sqrt{2}} \left( \frac{1}{\sqrt{2}} \right)^{\alpha^{path}} \right) \\
 &\quad \times \left[ \rho_1 \left( \alpha^{path}, \alpha^{path} + 2, \left( \frac{(sP_t A^{path})^{-1}}{\sqrt{2}} (1-K) \right), b+L \right) \right. \\
 &\quad \left. - \rho_1 \left( \alpha^{path}, \alpha^{path} + 2, \left( \frac{(sP_t A^{path})^{-1}}{\sqrt{2}} (1-K) \right), a+L \right) \right] \\
 &\quad + \frac{L}{\sqrt{2}} (sP_t A^{path})^{-1} (1-K - \exp(-K)) \sqrt{2} \\
 &\quad \times \left[ \rho_1 \left( \alpha^{path}, \alpha^{path} + 1, \left( \frac{(sP_t A^{path})^{-1}}{\sqrt{2}} (1-K) \right), b+L \right) \right. \\
 &\quad \left. - \rho_1 \left( \alpha^{path}, \alpha^{path} + 1, \left( \frac{(sP_t A^{path})^{-1}}{\sqrt{2}} (1-K) \right), a+L \right) \right] \tag{45}
 \end{aligned}$$

**Case 4:** Assuming  $v_2 \leq a$  and  $b = +\infty$ , we approximate  $Q_1$  and  $Q_2$  as

$$\begin{aligned}
 Q_1 &\approx \int_a^{+\infty} \left( 1 - \frac{(e^K sP_t A^{path})^{-1} u^{\alpha^{path}}}{1 + (sP_t A^{path})^{-1} u^{\alpha^{path}} - K (sP_t A^{path})^{-1} u^{\alpha^{path}}} \right) u du \\
 &= \rho_2 \left( \alpha^{path}, 1, (sP_t A^{path})^{-1} (1-K), a \right) \\
 &\quad + \left( (sP_t A^{path})^{-1} (1-K - \exp(-K)) \right) \\
 &\quad \times \rho_2 \left( \alpha^{path}, \alpha^{path} + 1, (sP_t A^{path})^{-1} (1-K), a \right) \tag{49}
 \end{aligned}$$

$$\begin{aligned}
 Q_2 &\approx \int_a^{+\infty} \left( 1 - \frac{(e^K sP_t A^{path})^{-1} u^{\alpha^{path}}}{1 + (sP_t A^{path})^{-1} u^{\alpha^{path}} - K (sP_t A^{path})^{-1} u^{\alpha^{path}}} \right) u^2 du \\
 &= \rho_2 \left( \alpha^{path}, 2, (sP_t A^{path})^{-1} (1-K), a \right) \\
 &\quad + \left( (sP_t A^{path})^{-1} (1-K - \exp(-K)) \right) \\
 &\quad \times \rho_2 \left( \alpha^{path}, \alpha^{path} + 2, (sP_t A^{path})^{-1} (1-K), a \right) \tag{50}
 \end{aligned}$$

where  $\rho_2(\alpha, \beta, t, d)$  is defined as

$$\begin{aligned}
 \rho_2(\alpha, \beta, t, d) &= \int_d^{\infty} \frac{u^\beta}{1 + tu^\alpha} du \\
 &= \left[ \frac{d^{-(\alpha-\beta-1)}}{t(\alpha-\beta-1)} \right]^2 \\
 &\quad \times F_1 \left[ 1, 1 - \frac{\beta+1}{\alpha}; 2 - \frac{\beta+1}{\alpha}; -\frac{1}{td^\alpha} \right] \tag{51}
 \end{aligned}$$

subject to  $(\alpha > \beta + 1)$ .

**REFERENCES**

- [1] "Cisco visual networking index: Global mobile data traffic forecast update (2013-2018)," CISCO, San Jose, CA, USA, Tech. Rep., Feb. 2014.
- [2] *ArrayComm and William Webb*, Ofcom, London, U.K., 2007.
- [3] D. López-Pérez, M. Ding, H. Claussen, and A. H. Jafari, "Towards 1 Gbps/UE in cellular systems: Understanding ultra-dense small cell deployments," *IEEE Commun. Surveys Tuts.*, vol. 17, no. 4, pp. 2078–2101, 4th Quart., 2015.
- [4] J. Ling and D. Chizhik, "Capacity scaling of indoor pico-cellular networks via reuse," *IEEE Commun. Lett.*, vol. 16, no. 2, pp. 231–233, Feb. 2012.
- [5] H. Holma and A. Toskala, *LTE for UMTS—OFDMA and SC-FDMA Based Radio Access*. Hoboken, NJ, USA: Wiley, 2009.

- [6] A. H. Jafari, D. López-Pérez, H. Song, H. Claussen, L. Ho, and J. Zhang, "Small cell backhaul: Challenges and prospective solutions," *EURASIP J. Wireless Commun. Netw.*, vol. 2015, no. 1, pp. 1–18, 2015.
- [7] H. Zhang, Y. Dong, J. Cheng, M. J. Hossain, and V. C. M. Leung, "Fronthauling for 5G LTE-U ultra dense cloud small cell networks," *IEEE Wireless Commun. Mag.*, vol. 23, no. 6, pp. 48–53, Dec. 2016.
- [8] A. H. Jafari, V. Venkateswaran, D. López-Pérez, and J. Zhang, "Diversity pulse shaped transmission in ultra-dense small cell networks," *IEEE Trans. Veh. Technol.*, vol. 66, no. 7, pp. 5866–5878, Jul. 2017.
- [9] A. H. Jafari, V. Venkateswaran, D. López-Pérez, and J. Zhang, "Pulse shaping diversity to enhance throughput in ultra-dense small cell networks," in *Proc. IEEE SPAWC*, Jul. 2016, pp. 1–5.
- [10] H. Zhang, S. Huang, C. Jiang, K. Long, V. C. M. Leung, and H. V. Poor, "Energy efficient user association and power allocation in millimeter-wave-based ultra dense networks with energy harvesting base stations," *IEEE J. Sel. Areas Commun.*, vol. 35, no. 9, pp. 1936–1947, Sep. 2017.
- [11] Z. Zhang, H. Zhang, Z. Zhao, H. Liu, X. Wen, and W. Jing, "Low complexity energy-efficient resource allocation in down-link dense femtocell networks," in *Proc. IEEE PIMRC*, Sep. 2013, pp. 1650–1654.
- [12] *Ultra Dense Network (UDN)*, Nokia, Espoo, Finland, 2016.
- [13] Z. Zhang, H. Zhang, Z. Lu, Z. Zhao, and X. Wen, "Energy-efficient resource optimization in OFDMA-based dense femtocell networks," in *Proc. IEEE ICT*, Apr. 2013, pp. 1–5.
- [14] W. Ma, H. Zhang, W. Zheng, and X. Wen, "Differentiated-pricing based power allocation in dense femtocell networks," in *Proc. IEEE WPMC*, Sep. 2012, pp. 599–603.
- [15] J. G. Andrews, F. Baccelli, and R. K. Ganti, "A tractable approach to coverage and rate in cellular networks," *IEEE Trans. Commun.*, vol. 59, no. 11, pp. 3122–3134, Nov. 2011.
- [16] H. S. Dhillon, R. K. Ganti, F. Baccelli, and J. G. Andrews, "Modeling and analysis of K-tier downlink heterogeneous cellular networks," *IEEE J. Sel. Areas Commun.*, vol. 30, no. 3, pp. 550–560, Apr. 2012.
- [17] S. Singh, H. S. Dhillon, and J. G. Andrews, "Offloading in heterogeneous networks: Modeling, analysis, and design insights," *IEEE Trans. Wireless Commun.*, vol. 12, no. 5, pp. 2484–2497, May 2013.
- [18] M. Ding, P. Wang, D. López-Pérez, M. Ding, G. Mao, and Z. Lin, "Performance impact of LoS and NLoS transmissions in dense cellular networks," *IEEE Trans. Commun.*, vol. 15, no. 3, pp. 2365–2380, Mar. 2016.
- [19] M. Ding, D. López-Pérez, G. Mao, P. Wang, and Z. Lin, "Will the area spectral efficiency monotonically grow as small cells go dense?" in *Proc. IEEE Globecom*, Dec. 2015, pp. 1–7.
- [20] X. Zhang and J. G. Andrews, "Downlink cellular network analysis with multi-slope path loss models," *IEEE Trans. Commun.*, vol. 63, no. 5, pp. 1881–1894, May 2015.
- [21] T. Bai, R. Vaze, and R. W. Heath, Jr., "Analysis of blockage effects on urban cellular networks," *IEEE Trans. Wireless Commun.*, vol. 13, no. 9, pp. 5070–5083, Sep. 2014.
- [22] T. Bai and R. W. Heath, Jr., "Coverage and rate analysis for millimeter wave cellular networks," *IEEE Trans. Wireless Commun.*, vol. 14, no. 2, pp. 1100–1114, Oct. 2014.
- [23] A. H. Jafari, M. Ding, D. López-Pérez, and J. Zhang, "On the performance impact of Rician fading on dense networks with LOS/NLOS transmissions," *IEEE Wireless Commun. Lett.*, to be published.
- [24] M. Ding and D. López-Pérez, "Performance impact of antenna heights in dense cellular networks," *IEEE Trans. Wireless Commun.*, to be published.
- [25] M. Haenggi, *Stochastic Geometry for Wireless Networks*. Cambridge, U.K.: Cambridge Univ. Press, 2012.
- [26] C. Galiotto, N. K. Pratas, N. Marchetti, and L. Doyle. (2014). "A stochastic geometry framework for LOS/NLOS propagation in dense small cell networks." [Online]. Available: <http://arxiv.org/abs/1412.5065>
- [27] *Further Enhancements to LTE Time Division Duplex (TDD) for Downlink-Uplink (DL-UL) Interference Management and Traffic Adaptation (V11.0.0)*, document TR 36.828, 3GPP, Jun. 2012.
- [28] (Apr. 2003). *Spatial Channel Model AHG, Subsection 3.5.3, Spatial Channel Model Text Description V6.0*. [Online]. Available: [https://www.3gpp.org/tsg\\_ran/WG1\\_RL1/3GPP\\_3GPP2\\_SCM/ConfCall-16-20030417](https://www.3gpp.org/tsg_ran/WG1_RL1/3GPP_3GPP2_SCM/ConfCall-16-20030417)
- [29] *Small Cell Enhancements for E-UTRA and E-UTRAN—Physical Layer Aspects*, document TR 36.872, 3GPP, Dec. 2013.
- [30] A. H. Jafari, D. López-Pérez, M. Ding, and J. Zhang, "Study on scheduling techniques for ultra dense small cell networks," in *Proc. IEEE VTC*, Sep. 2015, pp. 1–6.
- [31] *Spatial Channel Model for Multiple Input Multiple Output (MIMO) Simulations*, document TR 25.996, 3GPP, Sep. 2012.
- [32] Y. Li, J. Li, J. Jiang, and M. Peng, "Performance analysis of device-to-device underlay communication in Rician fading channels," in *Proc. IEEE Globecom*, Dec. 2013, pp. 4465–4470.
- [33] M. Peng, Y. Li, T. Q. S. Quek, and C. Wang, "Device-to-device underlaid cellular networks under Rician fading channels," *IEEE Trans. Wireless Commun.*, vol. 13, no. 8, pp. 4247–4259, Aug. 2014.
- [34] I. S. Gradshteyn and I. M. Ryzhik, *Table of Integrals, Series, and Products*, 7th ed. San Francisco, CA, USA: Academic, 2007.
- [35] R. L. Burden and J. D. Faires, *Numerical Analysis*, 3rd ed. Boston, MA, USA: PWS Publishers, 1985.

**AMIR H. JAFARI** (S'08) received the M.S. (Hons.) and the Ph.D. degrees from the University of Sheffield, U.K., in 2013 and 2017, respectively. He is currently a Research Engineer with Samsung Research America. He held research scholar positions with the Mobile Networks Laboratory, Nokia Bell Labs and the Wireless Systems Innovations Laboratory, The University of Texas at Austin. His research interests are in the broad area of communication theory and signal processing. In the context of wireless communications, his interests are mainly on the analysis and design of future wireless networks and the applications of machine learning in wireless communications.

**DAVID LÓPEZ-PÉREZ** (M'12–SM'17) received the B.Sc. and M.Sc. degrees in telecommunication from Miguel Hernandez University, Spain, in 2003 and 2006, respectively, and the Ph.D. degree in wireless networking from the University of Bedfordshire, U.K., in 2011. He is currently a member of Technical Staff with the Nokia Bell Laboratories. He was also a RF Engineer with Vodafone, Spain, from 2005 to 2006, and also a Research Associate with the King's College London, U.K., from 2010 to 2011. He has authored the book *Heterogeneous Cellular Networks: Theory, Simulation and Deployment* (Cambridge University Press, 2012), and over 100 book chapters, journal, and conference papers, all in recognized venues. He also holds over 36 patents applications. The Ph.D. Marie-Curie Fellowship in 2007 and the IEEE ComSoc Best Young Professional Industry Award in 2016. He was also a finalist for the Scientist of the Year prize in The Irish Laboratory Awards in 2013 and 2015. He is an Editor of the IEEE TRANSACTION ON WIRELESS COMMUNICATIONS since 2016, and he also received as Exemplary Reviewer of the IEEE COMMUNICATIONS LETTERS in 2011. He has also been the Guest Editor of a number of journals, e.g., the IEEE JOURNAL ON SELECTED AREAS IN COMMUNICATIONS, the IEEE COMMUNICATION MAGAZINE and the IEEE WIRELESS COMMUNICATION MAGAZINE.

**MING DING** (M'12–SM'17) received the B.S. and M.S. degrees (Hons.) in electronics engineering from Shanghai Jiao Tong University (SJTU), Shanghai, China, and Ph.D. degree in signal and information processing from SJTU, in 2004, 2007, and 2011, respectively. From 2007 to 2014, he was a Researcher, Senior Researcher, and Principal Researcher with the Sharp Laboratories of China in Shanghai, China. He also served as the Algorithm Design Director and Programming Director for a system-level simulator of future telecommunication networks with the Sharp Laboratories of China for over 7 years. He is currently a Senior Research Scientist with Data61, CSIRO, Sydney, NSW, Australia. He has authored over 50 papers in the IEEE journals and conferences, all in recognized venues, and about 20 3GPP standardization contributions, and a Springer book Multi-point Cooperative Communication Systems: Theory and Applications. Also, as the first inventor, he holds 15 CN, 7 JP, 3 U.S., 2 KR patents and co-authored another over 100 patents applications on 4G/5G technologies. He is or has been the Guest Editor, Co-Chair, Co-Tutor, and TPC member of several the IEEE top-tier journals/conferences, e.g., the IEEE JOURNAL ON SELECTED AREAS IN COMMUNICATIONS, the IEEE COMMUNICATIONS MAGAZINE, and the IEEE Globecom Workshops. For his inventions and publications, he was the recipient of the President's Award of the Sharp Laboratories of China in 2012, and served as one of the key members in the 4G/5G standardization team when it was awarded in 2014 as the Sharp Company Best Team: LTE 2014 Standardization Patent Portfolio.

**JIE ZHANG** received Ph.D. degree in 1995. He is a Visiting Professor with the Chongqing University of Posts and Telecommunications and the East China University of Science and Technology. He became a Lecturer, Reader, and Professor in 2002, 2005, and 2006, respectively. He is currently a Full Professor and has held the Chair in wireless systems with the Department of Electronic and Electrical Engineering, University of Sheffield, since 2011. Along with his students/colleagues, he has pioneered research in femto/small cell, and HetNets and published some of the earliest and most cited publications in these topics. Since 2005, he has been awarded over 20 Grants by the EPSRC, the EC FP6/FP7/H2020, and industry, including some of world's earliest research projects on femtocell/HetNets. He co-founded RANPLAN Wireless Network Design Ltd. that produces a suite of world leading in-building DAS, indoor-outdoor small cell/HetNet network design, and optimisation tools iBuildNet that have been used by Ericsson, Huawei, and Cisco.

• • •