

# Show and Tell: Lessons Learned from the 2015 MSCOCO Image Captioning Challenge

Oriol Vinyals, Alexander Toshev, Samy Bengio, and Dumitru Erhan

**Abstract**—Automatically describing the content of an image is a fundamental problem in artificial intelligence that connects computer vision and natural language processing. In this paper, we present a generative model based on a deep recurrent architecture that combines recent advances in computer vision and machine translation and that can be used to generate natural sentences describing an image. The model is trained to maximize the likelihood of the target description sentence given the training image. Experiments on several datasets show the accuracy of the model and the fluency of the language it learns solely from image descriptions. Our model is often quite accurate, which we verify both qualitatively and quantitatively. Finally, given the recent surge of interest in this task, a competition was organized in 2015 using the newly released COCO dataset. We describe and analyze the various improvements we applied to our own baseline and show the resulting performance in the competition, which we won *ex-aequo* with a team from Microsoft Research.

**Index Terms**—Image captioning, recurrent neural network, sequence-to-sequence, language model

## 1 INTRODUCTION

BEING able to automatically describe the content of an image using properly formed English sentences is a very challenging task, but it could have great impact, for instance by helping visually impaired people better understand the content of images on the web. This task is significantly harder, for example, than the well-studied image classification or object recognition tasks, which have been a main focus in the computer vision community [1]. Indeed, a description must capture not only the objects contained in an image, but it also must express how these objects relate to each other as well as their attributes and the activities they are involved in. Moreover, the above semantic knowledge has to be expressed in a natural language like English, which means that a language model is needed in addition to visual understanding.

Most previous attempts have proposed to stitch together existing solutions of the above sub-problems, in order to go from an image to its description [2], [3]. In contrast, we would like to present in this work a single joint model that takes an image  $I$  as input, and is trained to maximize the likelihood  $p(S|I)$  of producing a target sequence of words  $S = \{S_1, S_2, \dots\}$  where each word  $S_t$  comes from a given dictionary, that describes the image adequately.

The main inspiration of our work comes from recent advances in machine translation, where the task is to transform a sentence  $S$  written in a source language, into its translation  $T$  in the target language, by maximizing  $p(T|S)$ . For

many years, machine translation was also achieved by a series of separate tasks (translating words individually, aligning words, reordering, etc.), but recent work has shown that translation can be done in a much simpler way using Recurrent Neural Networks (RNNs) [4], [5], [6] and still reach state-of-the-art performance. An “encoder” RNN *reads* the source sentence and transforms it into a rich fixed-length vector representation, which in turn is used as the initial hidden state of a “decoder” RNN that *generates* the target sentence.

Here, we propose to follow this elegant recipe, replacing the encoder RNN by a deep convolution neural network (CNN). Over the last few years it has been convincingly shown that CNNs can produce a rich representation of the input image by embedding it to a fixed-length vector, such that this representation can be used for a variety of vision tasks [7]. Hence, it is natural to use a CNN as an image “encoder”, by first pre-training it for an image classification task and using the last hidden layer as an input to the RNN decoder that generates sentences (see Fig. 1). We call this model the Neural Image Caption, or NIC.

Our contributions are as follows. First, we present an end-to-end system for the problem. It is a neural net which is fully trainable using stochastic gradient descent. Second, our model combines state-of-art sub-networks for vision and language models. These can be pre-trained on larger corpora and thus can take advantage of additional data. Finally, it yields significantly better performance compared to state-of-the-art approaches; for instance, on the Pascal dataset, NIC yielded a BLEU score of 59, to be compared to the current state-of-the-art of 25, while human performance reaches 69. On Flickr30k, we improve from 56 to 66, and on SBU, from 19 to 28. Third, we describe the lessons learned from participating in the first MSCOCO competition, which helped us to improve our initial model and place first in automatic metrics, and first (tied with another team) in human evaluation.

• The authors are with the Department of Research, Google, Mountain View, CA 94043. E-mail: {vinyals, toshv, bengio, bengio}@google.com.

Manuscript received 3 Jan. 2016; revised 17 Apr. 2016; accepted 4 May 2016.  
Date of publication 6 July 2016; date of current version 2 Mar. 2017.

Recommended for acceptance by K. Grauman, A. Torralba, E. Learned-Miller, and A. Zisserman.

For information on obtaining reprints of this article, please send e-mail to: reprints@ieee.org, and reference the Digital Object Identifier below.

Digital Object Identifier no. 10.1109/TPAMI.2016.2587640

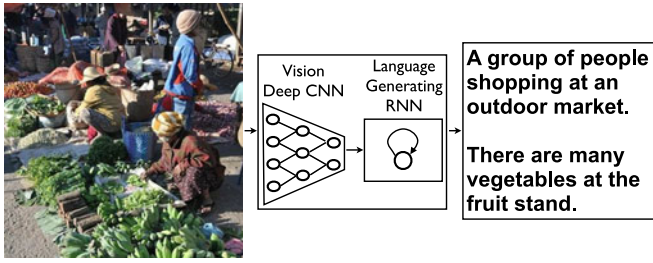


Fig. 1. NIC, our model, is based end-to-end on a neural network consisting of a vision CNN followed by a language generating RNN. It generates complete sentences in natural language from an input image, as shown on the example above.

## 2 RELATED WORK

The problem of generating natural language descriptions from visual data has long been studied in computer vision, but mainly for video [8], [9]. Traditionally, this has led to complex systems composed of visual primitive recognizers combined with a structured formal language, e.g., And-Or Graphs or logic systems, which are further converted to natural language via rule-based systems. Such systems are heavily hand-designed, relatively brittle and have been demonstrated only on limited domains, e.g., traffic scenes or sports.

The problem of still image captioning in natural language has recently enjoyed increased interest. Recent advances in object recognition and detection as well as attribute recognition has been used to drive natural language generation systems, though these are limited in their expressivity. Farhadi et al. [2] use detections to infer a triplet of scene elements which is converted to text using templates. Similarly, Li et al. [10] start off with detections and piece together a final description using phrases containing detected objects and relationships. A more complex graph of detections beyond triplets is used by Kulkani et al. [3], but with template-based text generation. More powerful language models based on language parsing have been used as well [11], [12], [13], [14], [15]. The above approaches have been able to describe images “in the wild”, but they are heavily hand-designed and rigid when it comes to text generation.

A large body of work has addressed the problem of ranking descriptions for a given image [16], [17], [18], [19], [20]. Such approaches are based on the idea of co-embedding of images and text in the same vector space. For an image query, descriptions are retrieved which lie close to the image in the embedding space. Most closely, neural networks are used to co-embed images and sentences together [21] or even image crops and subsentences [22] but do not attempt to generate novel descriptions. In general, the above approaches cannot describe previously unseen compositions of objects, even though the individual objects might have been observed in the training data. Moreover, they avoid addressing the problem of evaluating how good a generated description is. More recently neural net based recognizer are used to detect a larger set of words and in conjunction with a language model sentences are generated [23].

In this work we combine deep convolutional nets for image classification [24] with recurrent networks for sequence modeling [25], to create a single network that generates descriptions of images. The RNN is trained in the context of this single “end-to-end” network. The model is

inspired by recent successes of sequence generation in machine translation [4], [5], [6], with the difference that instead of starting with a sentence, we provide an image processed by a convolutional net.

In the summer of 2015 a few approaches were introduced which follow the above general paradigm. The closest works are by Kiros et al. [26] who use a neural net, but a feedforward one, to predict the next word given the image and previous words. A recent work by Mao et al. [27], [28] uses a recurrent NN for the same prediction task. This is very similar to the present proposal but there are a number of important differences: we use a more powerful RNN model, and provide the visual input to the RNN model directly, which makes it possible for the RNN to keep track of the objects that have been explained by the text. As a result of these seemingly insignificant differences, our system achieves substantially better results on the established benchmarks. Further, Kiros et al. [29] propose to construct a joint multimodal embedding space by using a powerful computer vision model and an Long-Short Term Memory (LSTM) that encodes text. In contrast to our approach, they use two separate pathways (one for images, one for text) to define a joint embedding, and, even though they can generate text, their approach is highly tuned for ranking. A recurrent network is being used by Donahue et al. [30] who address in addition activity recognition and video description.

In addition, some approaches try to model in a more explicit fashion the visual anchoring of sentence parts claiming a performance benefit. Xu et al. [31] explore attention mechanisms over image regions where while emitting words the system can focus on image parts. An explicit word to region alignment is utilized during training by Karpathy et al. [32]. Finally, Chen et al. [33] build a visual representation for sentence parts while generating the description. Further analysis of the above approaches were reported by Devlin et al. [34].

## 3 MODEL

In this paper, we propose a neural and probabilistic framework to generate descriptions from images. Recent advances in statistical machine translation have shown that, given a powerful sequence model, it is possible to achieve state-of-the-art results by directly maximizing the probability of the correct translation given an input sentence in an “end-to-end” fashion—both for training and inference. These models make use of a recurrent neural network which encodes the variable length input into a fixed dimensional vector, and uses this representation to “decode” it to the desired output sentence. Thus, it is natural to use the same approach where, given an image (instead of an input sentence in the source language), one applies the same principle of “translating” it into its description.

Thus, we propose to directly maximize the probability of the correct description given the image by using the following formulation:

$$\theta^* = \arg \max_{\theta} \sum_{(I,S)} \log p(S|I; \theta), \quad (1)$$

where  $\theta$  are the parameters of our model,  $I$  is an image, and  $S$  its correct transcription. Since  $S$  represents any sentence,

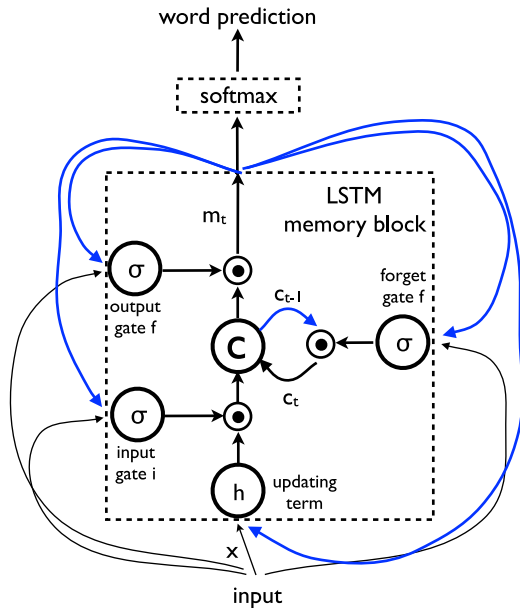


Fig. 2. LSTM: the memory block contains a cell  $c$  which is controlled by three gates. In blue we show the recurrent connections—the output  $m$  at time  $t - 1$  is fed back to the memory at time  $t$  via the three gates; the cell value is fed back via the forget gate; the predicted word at time  $t - 1$  is fed back in addition to the memory output  $m$  at time  $t$  into the Softmax for word prediction.

its length is unbounded. Thus, it is common to apply the chain rule to model the joint probability over  $S_0, \dots, S_N$ , where  $N$  is the length of this particular example as

$$\log p(S|I) = \sum_{t=0}^N \log p(S_t|I, S_0, \dots, S_{t-1}), \quad (2)$$

where we dropped the dependency on  $\theta$  for convenience. At training time,  $(S, I)$  is a training example pair, and we optimize the sum of the log probabilities as described in (2) over the whole training set using stochastic gradient descent (further training details are given in Section 4).

It is natural to model  $p(S_t|I, S_0, \dots, S_{t-1})$  with a Recurrent Neural Network, where the variable number of words we condition upon up to  $t - 1$  is expressed by a fixed length hidden state or memory  $h_t$ . This memory is updated after seeing a new input  $x_t$  by using a non-linear function  $f$

$$h_{t+1} = f(h_t, x_t). \quad (3)$$

To make the above RNN more concrete two crucial design choices are to be made: what is the exact form of  $f$  and how are the images and words fed as inputs  $x_t$ . For  $f$  we use a Long-Short Term Memory net, which has shown state-of-the-art performance on sequence tasks such as translation. This model is outlined in the next section.

For the representation of images, we use a Convolutional Neural Network. They have been widely used and studied for image tasks, and are currently state-of-the-art for object recognition and detection. Our particular choice of CNN uses the recent approach of batch normalization and yields the current best performance on the ILSVRC 2014 classification competition [24]. Furthermore, they have been shown to generalize to other tasks such as scene classification by

means of transfer learning [35]. The words are represented with an embedding model [36].

### 3.1 LSTM-Based Sentence Generator

The choice of  $f$  in (3) is governed by its ability to deal with vanishing and exploding gradients [25], the most common challenge in designing and training RNNs. To address this challenge, a particular form of recurrent nets, called LSTM, was introduced [25] and applied with great success to translation [4], [6] and sequence generation [37].

The core of the LSTM model is a memory cell  $c$  encoding knowledge at every time step of what inputs have been observed up to this step (see Fig. 2). The behavior of the cell is controlled by “gates”—layers which are applied multiplicatively and thus can either keep a value from the gated layer if the gate is 1 or zero this value if the gate is 0. In particular, three gates are being used which control whether to forget the current cell value (forget gate  $f$ ), if it should read its input (input gate  $i$ ) and whether to output the new cell value (output gate  $o$ ). The definition of the gates and cell update and output are as follows:

$$i_t = \sigma(W_{ix}x_t + W_{im}m_{t-1}) \quad (4)$$

$$f_t = \sigma(W_{fx}x_t + W_{fm}m_{t-1}) \quad (5)$$

$$o_t = \sigma(W_{ox}x_t + W_{om}m_{t-1}) \quad (6)$$

$$c_t = f_t \odot c_{t-1} + i_t \odot h(W_{cx}x_t + W_{cm}m_{t-1}) \quad (7)$$

$$m_t = o_t \odot c_t \quad (8)$$

$$p_{t+1} = \text{Softmax}(m_t), \quad (9)$$

where  $\odot$  represents the product with a gate value, and the various  $W$  matrices are trained parameters. Such multiplicative gates make it possible to train the LSTM robustly as these gates deal well with exploding and vanishing gradients [25]. The nonlinearities are sigmoid  $\sigma(\cdot)$  and hyperbolic tangent  $h(\cdot)$ . The last equation  $m_t$  is what is used to feed to a Softmax, which will produce a probability distribution  $p_t$  over all words.

#### 3.1.1 Training

The LSTM model is trained to predict each word of the sentence after it has seen the image as well as all preceding words as defined by  $p(S_t|I, S_0, \dots, S_{t-1})$ . For this purpose, it is instructive to think of the LSTM in unrolled form—a copy of the LSTM memory is created for the image and each sentence word such that all LSTMs share the same parameters and the output  $m_{t-1}$  of the LSTM at time  $t - 1$  is fed to the LSTM at time  $t$  (see Fig. 3). All recurrent connections are transformed to feed-forward connections in the unrolled version. In more detail, if we denote by  $I$  the input image and by  $S = (S_0, \dots, S_N)$  a true sentence describing this image, the unrolling procedure reads

$$x_{-1} = \text{CNN}(I) \quad (10)$$

$$x_t = W_e S_t, \quad t \in \{0 \dots N - 1\} \quad (11)$$

$$p_{t+1} = \text{LSTM}(x_t), \quad t \in \{0 \dots N - 1\}, \quad (12)$$

where we represent each word as a one-hot vector  $S_t$  of dimension equal to the size of the dictionary. Note that we

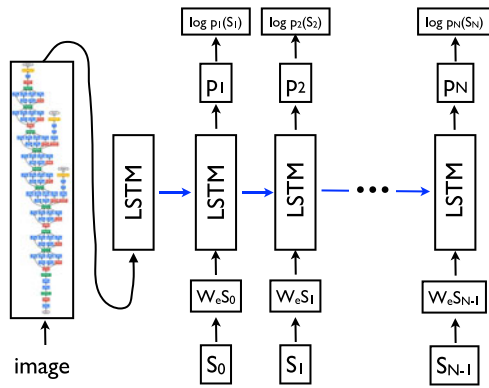


Fig. 3. LSTM model combined with a CNN image embedder (as defined in [24]) and word embeddings. The unrolled connections between the LSTM memories are in blue and they correspond to the recurrent connections in Fig. 2. All LSTMs share the same parameters.

denote by  $S_0$  a special start word and by  $S_N$  a special stop word which designates the start and end of the sentence. In particular by emitting the stop word the LSTM signals that a complete sentence has been generated. Both the image and the words are mapped to the same space, the image by using a vision CNN, the words by using word embedding  $W_e$ . The image  $I$  is only input once, at  $t = -1$ , to inform the LSTM about the image contents. We empirically verified that feeding the image at each time step as an extra input yields inferior results, as the network can explicitly exploit noise in the image and overfits more easily.

Our loss is the sum of the negative log likelihood of the correct word at each step as follows:

$$L(I, S) = - \sum_{t=1}^N \log p_t(S_t). \quad (13)$$

The above loss is minimized w.r.t. all the parameters of the LSTM, the top layer of the image embedder CNN and word embeddings  $W_e$ .

### 3.1.2 Inference

There are multiple approaches that can be used to generate a sentence given an image, with NIC. The first one is *Sampling* where we just sample the first word according to  $p_1$ , then provide the corresponding embedding as input and sample  $p_2$ , continuing like this until we sample the special end-of-sentence token or some maximum length. The second one is *BeamSearch*: iteratively consider the set of the  $k$  best sentences up to time  $t$  as candidates to generate sentences of size  $t + 1$ , and keep only the resulting best  $k$  of them. This better approximates  $S = \arg \max_{S'} p(S'|I)$ . We used the BeamSearch approach in the following experiments, with a beam of size 20. Using a beam size of 1 (i.e., greedy search) did degrade our results by two BLEU points on average. Further experiments on varying the beam size are reported in Section 5.2.5.

## 4 EXPERIMENTS

We performed an extensive set of experiments to assess the effectiveness of our model using several metrics, data sources, and model architectures, in order to compare to prior art.

### 4.1 Evaluation Metrics

Although it is sometimes not clear whether a description should be deemed successful or not given an image, prior art has proposed several evaluation metrics. The most reliable (but time consuming) is to ask for raters to give a subjective score on the usefulness of each description given the image. In this paper, we used this to reinforce that some of the automatic metrics indeed correlate with this subjective score, following the guidelines proposed in [16], which asks the graders to evaluate each generated sentence with a scale from 1 to 4.<sup>1</sup>

For this metric, we set up an Amazon Mechanical Turk experiment. Each image was rated by two workers. The typical level of agreement between workers is 65 percent. In case of disagreement we simply average the scores and record the average as the score. For variance analysis, we perform bootstrapping (re-sampling the results with replacement and computing means/standard deviation over the resampled results). Like [16] we report the fraction of scores which are larger or equal than a set of predefined thresholds.

The rest of the metrics can be computed automatically assuming one has access to groundtruth, i.e., human generated descriptions. The most commonly used metric so far in the image description literature has been the BLEU score [38], which is a form of precision of word n-grams between generated and reference sentences.<sup>2</sup> Even though this metric has some obvious drawbacks, it has been shown to correlate well with human evaluations. In this work, we corroborate this as well, as we show in Section 4.3. An extensive evaluation protocol, as well as the generated outputs of our system, can be found at <http://nic.droppages.com/>.

Besides BLEU, one can use the perplexity of the model for a given transcription (which is closely related to our objective function in (1)). The perplexity is the geometric mean of the inverse probability for each predicted word. We used this metric to perform choices regarding model selection and hyperparameter tuning in our held-out set, but we do not report it since BLEU is always preferred.<sup>3</sup>

More recently, a novel metric called CIDER [39] has been introduced and used by the organizers of the MS COCO Captioning challenge. In a nutshell, it measures consistency between n-gram occurrences in generated and reference sentences, where this consistency is weighted by n-gram saliency and rarity.

As all of the above metrics have various shortcomings (see [39] for detailed discussion), we provide in addition results using METEOR [40] and ROUGE [41] metrics.

Lastly, the current literature on image description has also been using the proxy task of ranking a set of available descriptions with respect to a given image (see for instance [29]). Doing so has the advantage that one can use

1. The raters are asked whether the image is described without any errors, described with minor errors, with a somewhat related description, or with an unrelated description, with a score of 4 being the best and 1 being the worst.

2. In this literature, most previous work report BLEU-1, i.e., they only compute precision at the unigram level, whereas BLEU-n is a geometric average of precision over 1- to n-grams.

3. Even though it would be more desirable, optimizing for BLEU score yields a discrete optimization problem. In general, perplexity and BLEU scores are fairly correlated.

known ranking metrics like recall@k. On the other hand, transforming the description generation task into a ranking task is unsatisfactory: as the complexity of images to describe grows, together with its dictionary, the number of possible sentences grows exponentially with the size of the dictionary, and the likelihood that a predefined sentence will fit a new image will go down unless the number of such sentences also grows exponentially, which is not realistic; not to mention the underlying computational complexity of evaluating efficiently such a large corpus of stored sentences for each image. The same argument has been used in speech recognition, where one has to produce the sentence corresponding to a given acoustic sequence; while early attempts concentrated on classification of isolated phonemes or words, state-of-the-art approaches for this task are now generative and can produce sentences from a large dictionary.

Now that our models can generate descriptions of reasonable quality, and despite the ambiguities of evaluating an image description (where there could be multiple valid descriptions not in the groundtruth) we believe we should concentrate on evaluation metrics for the generation task rather than for ranking.

## 4.2 Datasets

For evaluation we use a number of datasets which consist of images and sentences in English describing these images. The statistics of the datasets are as follows:

With the exception of SBU, each image has been annotated by labelers with 5 sentences that are relatively visual and unbiased. SBU consists of descriptions given by image owners when they uploaded them to Flickr. As such they are not guaranteed to be visual or unbiased and thus this dataset has more noise.

The Pascal dataset is customary used for testing only after a system has been trained on different data such as any of the other four dataset. In the case of SBU, we hold out 1,000 images for testing and train on the rest as used by [14]. Similarly, we reserve 4 K random images from the MSCOCO validation set as test, called COCO-4k, and use it to report results in the following section.

Dataset name	size		
	train	valid.	test
Pascal VOC 2008 [2]	-	-	1,000
Flickr8k [42]	6,000	1,000	1,000
Flickr30k [43]	28,000	1,000	1,000
MSCOCO [44]	82,783	40,504	40,775
SBU [18]	1M	-	-

## 4.3 Results

Since our model is data driven and trained end-to-end, and given the abundance of datasets, we wanted to answer questions such as “how dataset size affects generalization”, “what kinds of transfer learning it would be able to achieve”, and “how it would deal with weakly labeled examples”. As a result, we performed experiments on five different datasets, explained in Section 4.2, which enabled us to understand our model in depth.

TABLE 1  
Scores on the MSCOCO Development Set for Two Models:  
NIC, Which Was the Model Which We Developed in [46],  
and NICv2, Which Was the Model After We Tuned  
and Refined Our System for the MSCOCO Competition

Metric	BLEU-4	METEOR	CIDER
NIC	27.7	23.7	85.5
NICv2	<b>32.1</b>	<b>25.7</b>	<b>99.8</b>
Random	4.6	9.0	5.1
Nearest Neighbor	9.9	15.7	36.5
Human	21.7	25.2	85.4

### 4.3.1 Training Details

Many of the challenges that we faced when training our models had to do with overfitting. Indeed, purely supervised approaches require large amounts of data, but the datasets that are of high quality have less than 100,000 images. The task of assigning a description is strictly harder than object classification and data driven approaches have only recently become dominant thanks to datasets as large as ImageNet (with ten times more data than the datasets we described in this paper, with the exception of SBU). As a result, we believe that, even with the results we obtained which are quite good, the advantage of our method versus most current human-engineered approaches will only increase in the next few years as training set sizes will grow.

Nonetheless, we explored several techniques to deal with overfitting. The most obvious way to not overfit is to initialize the weights of the CNN component of our system to a pretrained model (e.g., on ImageNet). We did this in all the experiments (similar to [17]), and it did help quite a lot in terms of generalization. Another set of weights that could be sensibly initialized are  $W_e$ , the word embeddings. We tried initializing them from a large news corpus [36], but no significant gains were observed, and we decided to just leave them uninitialized for simplicity. Lastly, we did some model level overfitting-avoiding techniques. We tried dropout [45] and ensembling models, as well as exploring the size (i.e., capacity) of the model by trading off number of hidden units versus depth. Dropout and ensembling gave a few BLEU points improvement, and that is what we report throughout the paper. Further details of the ensembling and additional training improvements used for the MSCOCO challenge are described in Section 5.2.

We trained all sets of weights using stochastic gradient descent with fixed learning rate and no momentum. All weights were randomly initialized except for the CNN weights, which we left unchanged because changing them had a negative impact. We used 512 dimensions for the embeddings and the size of the LSTM memory.

Descriptions were preprocessed with basic tokenization, keeping all words that appeared at least 5 times in the training set.

### 4.3.2 Generation Results

We report our main results on all the relevant datasets in Tables 1 and 2. Since PASCAL does not have a training set, we used the system trained using MSCOCO (arguably the largest and highest quality dataset for this task). The state-

TABLE 2  
BLEU-1 Scores

Approach	PASCAL (xfer)	Flickr 30k	Flickr 8k	SBU
Im2Text [18]				11
TreeTalk [14]				19
BabyTalk [3]	25			
Tri5Sem [16]			48	
m-RNN [27]		55	58	
MNLM [29] <sup>5</sup>		56	51	
SOTA	25	56	58	19
NIC	<b>59</b>	<b>66</b>	<b>63</b>	<b>28</b>
Human	69	68	70	

We only report previous work results when available.  
SOTA Stands for the Current State-of-the-Art.

of-the-art results for PASCAL and SBU did not use image features based on deep learning, so arguably a big improvement on those scores comes from that change alone. The Flickr datasets have been used recently [16], [27], [29], but mostly evaluated in a retrieval framework. A notable exception is [27], where they did both retrieval and generation, and which yields the best performance on the Flickr datasets up to now.

Human scores in Table 2 were computed by comparing one of the human captions against the other four. We do this for each of the five raters, and average their BLEU scores. Since this gives a slight advantage to our system, given the BLEU score is computed against five reference sentences and not four, we add back to the human scores the average difference of having five references instead of four.

Given that the field has seen significant advances in the last years, we do think it is more meaningful to report BLEU-4, which is the standard in machine translation moving forward. Additionally, we report metrics shown to correlate better with human evaluations in Table 1.<sup>4</sup> Despite recent efforts on better evaluation metrics [39], our model fares strongly versus human raters. However, when evaluating our captions using human raters (see Section 4.3.6), our model fares much more poorly, suggesting more work is needed towards better metrics. For a more detailed description and comparison of our results on the MSCOCO dataset, and other interesting human metrics, see Section 5. In that section, we detail the lessons learned from extra tuning of our model w.r.t. the original model which was submitted in a previous version of this manuscript [46] (NIC in Table 1) versus the latest version for the competition (NICv2 in Table 1).

#### 4.3.3 Transfer Learning, Data Size and Label Quality

Since we have trained many models and we have several testing sets, we wanted to study whether we could transfer a model to a different dataset, and how much the mismatch in domain would be compensated with e.g., higher quality labels or more training data.

The most obvious case for transfer learning and data size is between Flickr30k and Flickr8k. The two datasets

4. We used the implementation of these metrics kindly provided in <http://www.msccoco.org>.

5. We computed these BLEU scores with the outputs that the authors of [29] kindly provided for their OxfordNet system.

TABLE 3  
N-Best Examples from the MSCOCO Test Set

A man throwing a frisbee in a park.
<b>A man holding a frisbee in his hand.</b>
<b>A man standing in the grass with a frisbee.</b>
A close up of a sandwich on a plate.
A close up of a plate of food with french fries.
A white plate topped with a cut in half sandwich.
A display case filled with lots of donuts.
<b>A display case filled with lots of cakes.</b>
<b>A bakery display case filled with lots of donuts.</b>

Bold Lines Indicate a Novel Sentence not Present in the Training Set

are similarly labeled as they were created by the same group. Indeed, when training on Flickr30k (with about 4 times more training data), the results obtained are four BLEU points better. It is clear that in this case, we see gains by adding more training data since the whole process is data-driven and overfitting prone. MSCOCO is even bigger (5 times more training data than Flickr30k), but since the collection process was done differently, there are likely more differences in vocabulary and a larger mismatch. Indeed, all the BLEU scores degrade by 10 points. Nonetheless, the descriptions are still reasonable.

Since PASCAL has no official training set and was collected independently of Flickr and MSCOCO, we report transfer learning from MSCOCO (in Table 2). Doing transfer learning from Flickr30k yielded worse results with BLEU-1 at 53 (cf. 59).

Lastly, even though SBU has weak labeling (i.e., the labels were captions and not human generated descriptions), the task is much harder with a much larger and noisier vocabulary. However, much more data is available for training. When running the MSCOCO model on SBU, our performance degrades from 28 down to 16.

#### 4.3.4 Generation Diversity Discussion

Having trained a generative model that gives  $p(S|I)$ , an obvious question is whether the model generates novel captions, and whether the generated captions are both diverse and high quality. Table 3 shows some samples when returning the N-best list from our beam search decoder instead of the best hypothesis. Notice how the samples are diverse and may show different aspects from the same image. The agreement in BLEU score between the top 15 generated sentences is 58, which is similar to that of humans among them. This indicates the amount of diversity our model generates. In bold are the sentences that are not present in the training set. If we take the best candidate, the sentence is present in the training set 80 percent of the times. This is not too surprising given that the amount of training data is quite small, so it is relatively easy for the model to pick “exemplar” sentences and use them to generate descriptions. If we instead analyze the top 15 generated sentences, about half of the times we see a completely novel description, but still with a similar BLEU score, indicating that they are of enough quality, yet they provide a healthy diversity.

TABLE 4  
Recall@k and Median Rank on Flickr8k

Approach	Image Annotation			Image Search		
	R@1	R@10	Med $r$	R@1	R@10	Med $r$
DeFrag [22]	13	44	14	10	43	15
m-RNN [27]	15	49	11	12	42	15
MNLM [29]	18	55	8	13	52	10
NIC	<b>20</b>	<b>61</b>	<b>6</b>	<b>19</b>	<b>64</b>	<b>5</b>

#### 4.3.5 Ranking Results

While we think ranking is an unsatisfactory way to evaluate description generation from images, many papers report ranking scores, using the set of testing captions as candidates to rank given a test image. The approach that works best on these metrics (MNLM), specifically implemented a ranking-aware loss. Nevertheless, NIC is doing surprisingly well on both ranking tasks (ranking descriptions given images, and ranking images given descriptions), as can be seen in Tables 4 and 5. Note that for the Image Annotation task, we normalized our scores similar to what [27] used.

#### 4.3.6 Human Evaluation

Fig. 4 shows the result of the human evaluations of the descriptions provided by NIC, as well as a reference system and groundtruth on various datasets. We can see that NIC is better than the reference system, but clearly worse than the groundtruth, as expected. This shows that BLEU is not a perfect metric, as it does not capture well the difference between NIC and human descriptions assessed by raters. Examples of rated images can be seen in Fig. 5. It is interesting to see, for instance in the second image of the first column, how the model was able to notice the frisbee given its size.

#### 4.3.7 Analysis of Embeddings

In order to represent the previous word  $S_{t-1}$  as input to the decoding LSTM producing  $S_t$ , we use word embedding vectors [36], which have the advantage of being independent of the size of the dictionary (contrary to a simpler one-hot-encoding approach). Furthermore, these word embeddings can be jointly trained with the rest of the model. It is remarkable to see how the learned representations have captured some semantic from the statistics of the language. Table 6 shows, for a few example words, the nearest other words found in the learned embedding space.

Note how some of the relationships learned by the model will help the vision component. Indeed, having “horse”, “pony”, and “donkey” close to each other will encourage the

TABLE 5  
Recall@k and Median Rank on Flickr30k

Approach	Image Annotation			Image Search		
	R@1	R@10	Med $r$	R@1	R@10	Med $r$
DeFrag [22]	16	55	8	10	45	13
m-RNN [27]	18	51	10	13	42	16
MNLM [29]	<b>23</b>	<b>63</b>	<b>5</b>	<b>17</b>	<b>57</b>	<b>8</b>
NIC	17	56	7	<b>17</b>	<b>57</b>	<b>7</b>

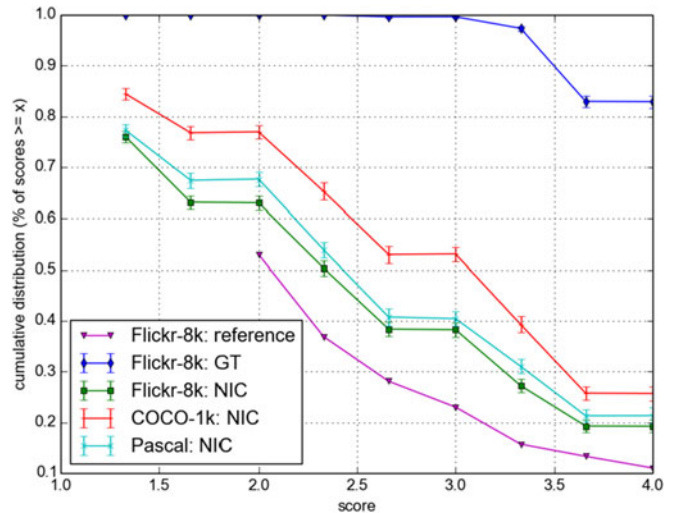


Fig. 4. *Flickr-8k: NIC*: Predictions produced by NIC on the Flickr8k test set (average score: 2.37); *Pascal: NIC*: (average score: 2.45); *COCO-1k: NIC*: A subset of 1,000 images from the MSCOCO test set with descriptions produced by NIC (average score: 2.72); *Flickr-8k: ref.*: These are results from [16] on Flickr8k rated using the same protocol, as a baseline (average score: 2.08); *Flickr-8k: GT*: we rated the groundtruth labels from Flickr8k using the same protocol. This provides us with a “calibration” of the scores (average score: 3.89).

CNN to extract features that are relevant to horse-looking animals. We hypothesize that, in the extreme case where we see very few examples of a class (e.g., “unicorn”), its proximity to other word embeddings (e.g., “horse”) should provide a lot more information that would be completely lost with more traditional bag-of-words based approaches.

## 5 THE MS COCO IMAGE CAPTIONING CHALLENGE

In the spring of 2015, as part of the MS COCO dataset a challenge was organized.<sup>6</sup> Participants were recommended to train their algorithms on the MS COCO 2014 dataset, and results on the validation and test sets were submitted on an evaluation server, with no more than five attempts in total per group, in order to limit overfitting on the test set. Human judges then evaluated the competing approaches and the winners were invited to present their approach at a workshop organized during CVPR 2015.

We entered the competition and the rest of this section explains the various techniques we have explored in this context, building on our baseline model described in the previous sections.

### 5.1 Metrics

The metrics used are discussed in in Section 4. A special emphasis is on CIDER [39], which was chosen by the competition organizers to rank teams. As a result we use also during hyper-parameter selection.

We found all the automatic metrics to correlate with each other quite strongly (see Table 7). Notably, the main difference of these metrics is on how humans rank on it versus several automatic image captioning systems (such as the one we propose). Interestingly, BLEU score seems to be quite bad (humans rank 13th out of 16); CIDER fares better

6. More details can be found+ on the competition website: <http://mscoco.org/dataset/#captions-challenge2015>.

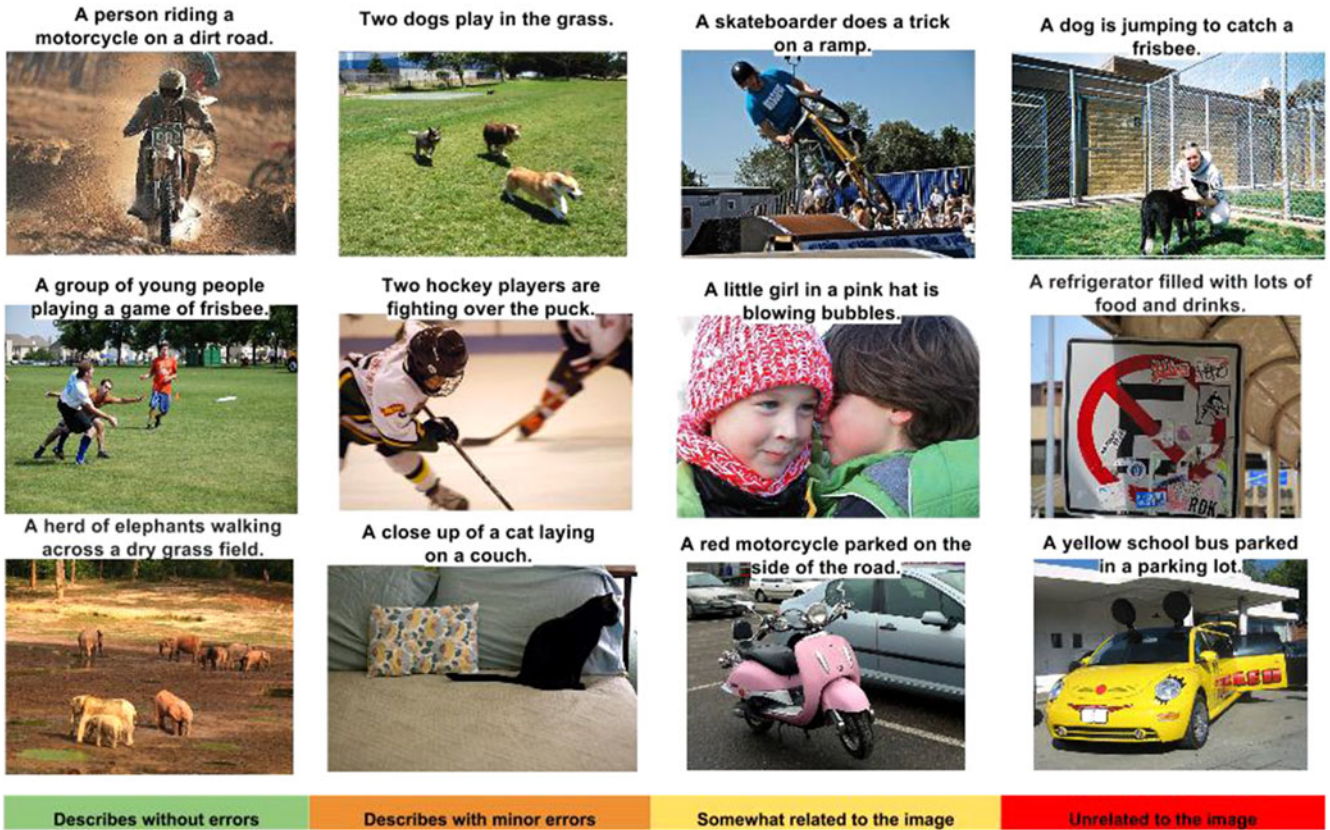


Fig. 5. A selection of evaluation results, grouped by human rating.

(where humans rank 6th); METEOR is the automatic metric where humans rank the highest (third).

### 5.2 Improvements Over Our CVPR15 Model

In this section we analyze what components were improved with respect to the model which we originally studied in our CVPR 2015 work [46]. Section 5.3 shows a summary of the results on both automatic and human metrics from the MSCOCO competition. We summarize all the improvements in Table 8.

#### 5.2.1 Image Model Improvement

When we first submitted our image captioning paper to CVPR 2015, we used the best convolutional neural network at the time, known as GoogleLeNet [48], which had 22 layers, and was the winner of the 2014 ImageNet competition. Later on, an even better approach was proposed in [24] and included a new method, called *Batch Normalization*, to better normalize each layer of a neural network with respect to the current batch of examples, so as to be more robust to nonlinearities. The new approach got significant improvement on

the ImageNet task (going from 6.67 percent down to 4.8 percent top-5 error) and the MSCOCO image captioning task, improving BLEU-4 by 2 points absolute.

#### 5.2.2 Image Model Fine Tuning

In the original set of experiments, to avoid overfitting we initialized the image convolutional network with a pre-trained model (we first used GoogleLeNet, then switched to the better Batch Normalization model), but then fixed its parameters and only trained the LSTM part of the model on the MS COCO training set.

For the competition, we also considered adding some fine tuning of the image model while training the LSTM, which helped the image model focus more on the kind of images provided in the MS COCO training set, and ended up improving the performance on the captioning task.

It is important to note that fine tuning the image model must be carried after the LSTM parameters have settled on

TABLE 6  
Nearest Neighbors of a Few Example Words

Word	Neighbors
car	van, cab, suv, vehicule, jeep
boy	toddler, gentleman, daughter, son
street	road, streets, highway, freeway
horse	pony, donkey, pig, goat, mule
computer	computers, pc, crt, chip, compute

TABLE 7  
Pearson Correlation and Human Rankings Found in the MSCOCO Official Website Competition Table for Several Automatic Metrics (Using 40 Ground Truth Captions in the Test Set)

	Correlation (versus CIDER)	Human Rank
CIDER	1.0	6
METEOR	0.98	3
ROUGE	0.91	11
BLEU-4	0.87	13



TABLE 8  
A Summary of All the Improvements Which We  
Introduced for the MSCOCO Competition

Technique	BLEU-4 Improvement
Better Image Model [24]	2
Beam Size Reduction	2
Fine-tuning Image Model	1
Scheduled Sampling [47]	1.5
Ensembles	1.5

*The Reported Improvements Are on BLEU-4, But Similar Improvements Are Consistent Across all the Metrics.*

a good language model: we found that, when jointly training both, the noise in the initial gradients coming from the LSTM into the image model corrupted the CNN and would never recover. Instead, we train for about 500 K steps (freezing the CNN parameters), and then switch to jointly train the model for an additional 100 K steps. Training was done using a single GPU (Nvidia K20), and step time was about 3 seconds. Thus, training took over 3 weeks – parallelizing training yielded somewhat worse results, though it increased the speed to convergence.

The improvements achieved by this was one BLEU-4 point. More importantly, this change allowed the model to transfer information from the image to the language which was likely not possible due to the insufficient coverage of the ImageNet label space. For instance, after the change we found many examples where we predict the right colors, e.g., “A blue and yellow train...”. It is plausible that the top-layer CNN activations are overtrained on ImageNet-specific classes and could throw away interesting features (such as color), thus the caption generation model may not output words corresponding to those features, without fine tuning the image model.

### 5.2.3 Scheduled Sampling

As explained in Section 3.1, our model uses an LSTM to generate the description given the image. As shown in Fig. 3, LSTMs are trained by trying to predict each word of the caption given the current state of the model and *the previous word* in the caption. At inference, for a new image, the previous word is obviously unknown and is thus replaced by the word generated by the model itself at the previous step. There is thus a discrepancy between training and inference. Recently, we proposed [47] a curriculum learning strategy to gently change the training process from a fully guided scheme using the true previous word, towards a less guided scheme which mostly uses the model generated word instead. We applied this strategy using various schedules for the competition, and found that it improved up to 1.5 BLEU-4 points over using the standard training objective function.

### 5.2.4 Ensembling

Ensembles [49] have long been known to be a very simple yet effective way to improve performance of machine learning systems. In the context of deep architectures, one only needs to train separately multiple models on the same task, potentially varying some of the training conditions, and aggregating their answers at inference time. For the competition, we created an ensemble of five models trained with

*Scheduled Sampling* and 10 models trained with fine-tuning the image model. The resulting model was submitted to the competition, and it further improved our results by 1.5 BLEU-4 points.

### 5.2.5 Beam Size Reduction

In order to generate a sentence with our proposed approach, we described in Section 3.1 the use of BeamSearch, where we maintain a list of the top- $k$  sequences of words generated so far. In the original paper, we tried only two values for  $k$ : 1 (which means only keep the best generated word according to the model at each time step) and 20.

For the competition, we actually tried several more beam sizes, and selected the size which generated the best sequences of words according to the CIDER metric, which we consider to be the metric most aligned with human judgements. Contrary to our expectations, the best beam size turned out to be small: 3.

Note that, as the beam size increases, we score more candidate sentences and pick the best according to the obtained likelihood. Hence, if the model was well trained and the likelihood was aligned with human judgement, increasing the beam size should always yield better sentences. The fact that we obtained the best performance with a relatively small beam size is an indication that either the model has overfitted or the objective function used to train it (likelihood) is not aligned with human judgement.

We also observed that, by reducing the beam size (i.e., with a shallower search over sentences), we increase the novelty of generated sentences. Indeed, instead of generating captions which repeat training captions 80 percent of the time, this gets reduced to 60 percent. This hypothesis supports the fact that the model has overfitted to the training set, and we see this reduced beam size technique as another way to regularize (by adding some noise to the inference process).

Reducing the beam size was the single change that improved our CIDER score the most. This simple change yielded more than two BLEU-4 points improvement.

## 5.3 Competition Results

### 5.3.1 Automatic Evaluation

All the teams were allowed up to five submissions to the evaluation server on a large, unseen set of test images. The leaderboard allowed for teams to monitor progress, and it motivated us to keep improving the accuracy of our model up to the deadline. Despite the automatic metrics not fully characterizing the quality of the captions, strong correlations were present (i.e., improving an automatic metric generally implied a better captioning system).

Since we submitted our paper, and thanks to all the improvements, our BLEU-4 score improved by 8 points absolute (see Section 5.2). The top five submission according to the automatic metrics on the test set (sorted by CIDER, and using five ground truth captions) are presented in Table 9:

### 5.3.2 Human Evaluation

The most promising 15 submissions to the MSCOCO challenge, as well as a human baseline, were evaluated on five different metrics

TABLE 9  
Automatic Scores of the Top Five Competition Submissions

	CIDER	METEOR	ROUGE	BLEU-4	Rank
Google [46]	0.943	0.254	0.53	0.309	1st
MSR Captivator [34]	0.931	0.248	0.526	0.308	2nd
m-RNN [28]	0.917	0.242	0.521	0.299	3rd
MSR [23]	0.912	0.247	0.519	0.291	4th
m-RNN (2) [28]	0.886	0.238	0.524	0.302	5th
Human	0.854	0.252	0.484	0.217	8th

- M1 Percentage of captions that are evaluated as better or equal to human caption.  
M2 Percentage of captions that pass the Turing Test.  
M3 Average correctness of the captions on a scale 1-5 (incorrect-correct).  
M4 Average amount of detail of the captions on a scale 1-5 (lack of details-very detailed).  
M5 Percentage of captions that are similar to human description.

Note that M1 and M2 were the ones used to decide the winner. The others were merely experimental, but are reported here for completeness.

Results are available on the Leaderboard of the competition website at <http://mscoco.org/dataset/#captions-leaderboard>. The top five submissions according to these metrics (sorted by M1+M2) are shown in Table 10:

Finally, we show in Fig. 6a few example images together with the caption obtained by our original model, compared with the caption obtained by the final model submitted to the competition. We took a random sample of 20 images from the development set, and picked the ones that looked most interesting (all of them had a better caption except for one). It is clear that the overall quality of the captions have improved significantly, a fact that should be obvious given

TABLE 10  
Human Generated Scores of the Top Five Competition Submissions

	M1	M2	M3	M4	M5	Rank
Google [46]	0.273	0.317	4.107	2.742	0.233	1st
MSR [23]	0.268	0.322	4.137	2.662	0.234	1st
MSR Captivator [34]	0.250	0.301	4.149	2.565	0.233	3rd
Montreal/Toronto [31]	0.262	0.272	3.932	2.832	0.197	3rd
Berkeley LRCN [30]	0.246	0.268	3.924	2.786	0.204	5th
Human	0.638	0.675	4.836	3.428	0.352	1st

the overall improvement in BLEU-4 from the improvements that we showed in this section was 8 points absolute.

## 6 CONCLUSION

We have presented NIC, an end-to-end neural network system that can automatically view an image and generate a reasonable description in plain English. NIC is based on a convolution neural network that encodes an image into a compact representation, followed by a recurrent neural network that generates a corresponding sentence. The model is trained to maximize the likelihood of the sentence given the image. Experiments on several datasets show the robustness of NIC in terms of qualitative results (the generated sentences are very reasonable) and quantitative evaluations, using either ranking metrics or BLEU, a metric used in machine translation to evaluate the quality of generated sentences. Based on our initial results, we participated in the 2015 MS COCO challenge comparing approaches on the task of image captioning. We presented and analyzed in this paper the various improvements we have made to our basic NIC model and described the competition results which ranked our model in first position using both automatic and human evaluations. It is clear from these experiments that, as



### Better Image Model

InitialModel: A close up of a plate of food on a table

BestModel: A bunch of bananas and a bottle of wine.



### Colors

InitialModel: A train that is sitting on the tracks.

BestModel: A blue and yellow train traveling down train tracks.



### Better Image Model

InitialModel: A close up of a person eating a hot dog.

BestModel: A woman holding a banana up to her face.



### Counting

InitialModel: A brown bear is swimming in the water.

BestModel: Two brown bears sitting on top of rocks.

Fig. 6. A selection of evaluation images, comparing the captions obtained by our original model (InitialModel) and the model submitted to the competition (BestModel).

the size of the available datasets for image description increases, so will the performance of approaches like NIC.

Despite the exciting results on captioning, we believe it is just the beginning. The produced descriptions are one of many possible image interpretations. One possible direction is to have a system which is capable of more targeted descriptions—either anchoring the descriptions to given image properties and locations or being a response to a user specified question or task. Further research directions are better evaluation metrics or evaluation through higher level goals found in application such as robotics.

## ACKNOWLEDGMENTS

We would like to thank Geoffrey Hinton, Ilya Sutskever, Quoc Le, Vincent Vanhoucke, and Jeff Dean for useful discussions on the ideas behind the paper, and the write up.

## REFERENCES

- [1] O. Russakovsky, J. Deng, H. Su, J. Krause, S. Satheesh, S. Ma, Z. Huang, A. Karpathy, A. Khosla, M. Bernstein, A. C. Berg, and L. Fei-Fei, "ImageNet large scale visual recognition challenge," *Int. J. Comput. Vis. (IJCV)*, vol. 115, no. 3, pp. 211–252, 2015.
- [2] A. Farhadi "Every picture tells a story: Generating sentences from images," in *Proc. 11th Eur. Conf. Comput. Vis.: Part IV*, 2010, pp. 15–29.
- [3] G. Kulkarni, "Baby talk: Understanding and generating simple image descriptions," in *Proc. IEEE Conf Comput. Vis. Pattern Recog.*, 2011, pp. 1601–1608.
- [4] K. Cho, B. van Merriënboer, C. Gulcehre, F. Bougares, H. Schwenk, and Y. Bengio, "Learning phrase representations using RNN encoder-decoder for statistical machine translation," in *Proc. Empirical Methods Natural Lang. Process.*, 2014.
- [5] D. Bahdanau, K. Cho, and Y. Bengio, "Neural machine translation by jointly learning to align and translate," *arXiv:1409.0473*, 2014.
- [6] I. Sutskever, O. Vinyals, and Q. V. Le, "Sequence learning with neural networks," in *Proc. Neural Inf. Process. Syst.*, 2014.
- [7] P. Sermanet, D. Eigen, X. Zhang, M. Mathieu, R. Fergus, and Y. LeCun, "Overfeat: Integrated recognition, localization and detection using convolutional networks," *arXiv:1312.6229*, 2013.
- [8] R. Gerber and H.-H. Nagel, "Knowledge representation for the generation of quantified natural language descriptions of vehicle traffic in image sequences," in *Proc. Int. Conf. Image Process*, 1996, pp. 805–808.
- [9] B. Z. Yao, X. Yang, L. Lin, M. W. Lee, and S.-C. Zhu, "I2t: Image parsing to text description," in *Proc. IEEE*, vol. 98, no. 8, pp. 1485–1508, Aug. 2010.
- [10] S. Li, G. Kulkarni, T. L. Berg, A. C. Berg, and Y. Choi, "Composing simple image descriptions using web-scale n-grams," in *Proc. Conf. Comput. Natural Lang. Learn.*, 2011, pp. 220–228.
- [11] M. Mitchell, "Midge: Generating image descriptions from computer vision detections," in *Proc. 13th Conf. Eur. Chapter Assoc. Comput. Linguistics*, 2012, pp. 747–756.
- [12] A. Aker and R. Gaizauskas, "Generating image descriptions using dependency relational patterns," in *Proc. 48th Annu. Meet. Assoc. Comput. Linguistics*, 2010, pp. 1250–1258.
- [13] P. Kuznetsova, V. Ordonez, A. C. Berg, T. L. Berg, and Y. Choi, "Collective generation of natural image descriptions," in *Proc. 50th Annu. Meet. Assoc. Comput. Linguistics: Long Papers-Vol. 1*, 2012, pp. 359–368.
- [14] P. Kuznetsova, V. Ordonez, T. Berg, and Y. Choi, "Treetalk: Composition and compression of trees for image descriptions," in *Proc. Assoc. Comput. Linguistics*, vol. 2, no. 10, 2014.
- [15] D. Elliott and F. Keller, "Image description using visual dependency representations," in *Proc. Conf. Empirical Methods Natural Lang. Process.*, 2013, pp. 1292–1302.
- [16] M. Hodosh, P. Young, and J. Hockenmaier, "Framing image description as a ranking task: Data, models and evaluation metrics," *J. Artif. Intell. Res.*, vol. 47, pp. 853–899, 2013.
- [17] Y. Gong, L. Wang, M. Hodosh, J. Hockenmaier, and S. Lazebnik, "Improving image-sentence embeddings using large weakly annotated photo collections," in *Proc. Eur. Conf. Comput. Vis.*, 2014, pp. 529–545.
- [18] V. Ordonez, G. Kulkarni, and T. L. Berg, "Im2text: Describing images using 1 million captioned photographs," in *Proc. Neural Inf. Process. Syst.*, 2011.
- [19] J. Devlin, S. Gupta, R. Girshick, M. Mitchell, and C. L. Zitnick, "Exploring nearest neighbor approaches for image captioning," *arXiv:1505.04467*, 2015.
- [20] M. Kolář, M. Hradiš, and P. Zemčák, "Technical report: Image captioning with semantically similar images," *arXiv:1506.03995*, 2015.
- [21] R. Socher, A. Karpathy, Q. V. Le, C. Manning, and A. Y. Ng, "Grounded compositional semantics for finding and describing images with sentences," in *Proc. Assoc. Comput. Linguistics*, 2014.
- [22] A. Karpathy, A. Joulin, and L. Fei-Fei, "Deep fragment embeddings for bidirectional image sentence mapping," in *Proc. Neural Inf. Process. Syst.*, 2014.
- [23] H. Fang, "From captions to visual concepts and back," in *Proc. IEEE Conf. Comput. Vis. Pattern Recog.*, 2015.
- [24] S. Ioffe and C. Szegedy, "Batch normalization: Accelerating deep network training by reducing internal covariate shift," in *Proc. Int. Conf. Mach. Learn.*, 2015.
- [25] S. Hochreiter and J. Schmidhuber, "Long short-term memory," *Neural Comput.*, vol. 9, no. 8, pp. 1735–1780, 1997.
- [26] R. Kiros and R. Z. R. Salakhutdinov, "Multimodal neural language models," in *Proc. Neural Inf. Process. Syst. Deep Learn. Workshop*, 2013.
- [27] J. Mao, W. Xu, Y. Yang, J. Wang, and A. Yuille, "Explain images with multimodal recurrent neural networks," in *arXiv:1410.1090*, 2014.
- [28] J. Mao, W. Xu, Y. Yang, J. Wang, and A. Yuille, "Deep captioning with multimodal recurrent neural networks (m-RNN)," *Int. Conf. Learn. Representations*, 2015.
- [29] R. Kiros, R. Salakhutdinov, and R. S. Zemel, "Unifying visual-semantic embeddings with multimodal neural language models," *Trans. Assoc. Comput. Linguistics*, 2015.
- [30] J. Donahue, "Long-term recurrent convolutional networks for visual recognition and description," in *Proc. IEEE Conf. Comput. Vis. Pattern Recog.*, 2015.
- [31] K. Xu, "Show, attend and tell: Neural image caption generation with visual attention," in *Proc. Int. Conf. Mach. Learn.*, 2015.
- [32] A. Karpathy and F.-F. Li, "Deep visual-semantic alignments for generating image descriptions," in *Proc. IEEE Conf. Comput. Vis. Pattern Recog.*, 2015.
- [33] X. Chen and C. L. Zitnick, "Mind's eye: A recurrent visual representation for image caption generation," *Neural Comput.*, vol. 9, no. 8, pp. 1735–1780, 1997.
- [34] J. Devlin, "Language models for image captioning: The quirks and what works," in *Proc. Assoc. Comput. Linguistics*, 2015.
- [35] J. Donahue, et al., "Decaf: A deep convolutional activation feature for generic visual recognition," in *Proc. Int. Conf. Mach. Learn.*, 2014.
- [36] T. Mikolov, K. Chen, G. Corrado, and J. Dean, "Efficient estimation of word representations in vector space," in *Int. Conf. Learn. Representations*, 2013.
- [37] A. Graves, "Generating sequences with recurrent neural networks," *arXiv:1308.0850*, 2013.
- [38] K. Papineni, S. Roukos, T. Ward, and W. J. Zhu, "BLEU: A method for automatic evaluation of machine translation," in *Proc. 40th Annu. Meeting Assoc. Comput. Linguistics*, 2002, pp. 311–318.
- [39] R. Vedantam, C. L. Zitnick, and D. Parikh, "CIDEr: Consensus-based image description evaluation," in *arXiv:1411.5726*, 2015.
- [40] S. Banerjee and A. Lavie, "Meteor: An automatic metric for MT evaluation with improved correlation with human judgments," in *Proc. ACL Workshop Intrinsic Extrinsic Eval. Measures Mach. Transl. Summarization*, vol. 29, 2005, pp. 65–72.
- [41] C.-Y. Lin, "Rouge: A package for automatic evaluation of summaries," in *Proc. ACL Workshop Text Summarization Branches Out*, vol. 8, 2004.
- [42] C. Rashtchian, P. Young, M. Hodosh, and J. Hockenmaier, "Collecting image annotations using Amazon's Mechanical Turk," in *Proc. NAACL HLT Workshop Creating Speech Lang. Data Amazon's Mech. Turk*, 2010, pp. 139–147.
- [43] P. Young, A. Lai, M. Hodosh, and J. Hockenmaier, "From image descriptions to visual denotations: New similarity metrics for semantic inference over event descriptions," *Trans. Assoc. Comput. Linguistics*, vol. 2, pp. 67–78, 2014.
- [44] T.-Y. Lin, et al., "Microsoft COCO: Common objects in context," *arXiv:1405.0312*, 2014.

- [45] W. Zaremba, I. Sutskever, and O. Vinyals, "Recurrent neural network regularization," in *arXiv:1409.2329*, 2014.
- [46] O. Vinyals, A. Toshev, S. Bengio, and D. Erhan, "Show and tell: A neural image caption generator," in *Proc. IEEE Conf. Comput. Vis. Pattern Recog.*, 2015, pp. 3156–3164.
- [47] S. Bengio, O. Vinyals, N. Jaitly, and N. Shazeer, "Scheduled sampling for sequence prediction with recurrent neural networks," *Adv. Neural Inf. Process. Syst.*, pp. 1171–1179, 2015.
- [48] C. Szegedy, et al., "Going deeper with convolutions," in *arXiv:1409.4842*, 2014.
- [49] L. Breiman, "Bagging predictors," in *Proc. Mach. Learn.*, vol. 24, 1996, pp. 123–140.



**Oriol Vinyals** received the master's degree from the University of California, San Diego and the PhD degree in EECS from the University of California, Berkeley. He is a research scientist at Google DeepMind, working in deep learning. Prior to joining DeepMind, he was part of the Google Brain team. He received the 2011 Microsoft Research PhD Fellowship. He was an early adopter of the new deep learning wave at Berkeley, and in his thesis he focused on non-convex optimization and recurrent neural networks. At

Google DeepMind he continues working on his areas of interest, which include artificial intelligence, with particular emphasis on machine learning, language, and vision.



**Alexander Toshev** received a diploma in computer science from the University of Karlsruhe, in 2005, and the PhD degree in computer and information sciences from the University of Pennsylvania, in 2010. Since 2011 he has been a research scientist at Google. His research interests lie broadly in computer vision and machine learning, in particular image understanding (object detection, human pose estimation, image segmentation) and synergy of text and images. His doctoral work was awarded the 2011 Morris and Dorothy Rubinoff Award by the Engineering Faculty.



**Samy Bengio** received the PhD degree in computer science from the University of Montreal, in 1993. Since 2007 he is a research scientist at Google. Before that, he was a senior researcher in statistical machine learning at IDIAP Research Institute since 1999. His most recent research interests are in machine learning, in particular deep learning, large scale online learning, image ranking and annotation, music and speech processing. He is action editor of the *Journal of Machine Learning Research* and on the editorial board of the *Machine Learning Journal*. He was associate editor of the *Journal of Computational Statistics*, general chair of the Workshops on Machine Learning for Multimodal Interactions (MLMI'2004-2006), programme chair of the International Conference on Learning Representations (ICLR'2015-2016), programme chair of the IEEE Workshop on Neural Networks for Signal Processing (NNSP'2002), chair of BayLearn (2012-2015), and several times on the programme committee of international conferences such as NIPS, ICML, ECML and ICLR.



**Dumitru Erhan** received the PhD degree in computer science from the University of Montreal, in 2011. Since 2012 he is a software engineer at Google. Before that, he was scientist at Yahoo! Labs from 2011 to 2012. His research interests span the intersection of deep learning, computer vision, and natural language. In particular, he is interested in efficient models for understanding what and where is in image, as well as for answering arbitrary questions about them.

▷ For more information on this or any other computing topic, please visit our Digital Library at [www.computer.org/publications/dlib](http://www.computer.org/publications/dlib).